

The future we see through

VARIABLE EQUIPMENT CATALOG

INDEX

FEEDER VARIABLE EQUIPMENT

Plunger Mechanism	10
Plunger Holders	10
Revolving Tube Mechanism	11
Revolving Tube Holders	11
Spout	12
Orifice Ring Holders	12
Shear Mechanism	15
Shears Blade Holders	15
Blades	16
Gob Guides	17
Shears Spray	18

DELIVERY VARIABLE EQUIPMENT

Servo Gob Mechanism	19
Gob Funnels	19
Scoops	20
Easy Aligning Delivery	23
Troughs	23
Deflectors	32
Constant Angle Delivery	46
Troughs	46
Deflectors	52

IS SECTION VARIABLE EQUIPMENT – 4”1/4 SINGLE GOB

Plunger Mechanism	62
Plunger Cartridges and Positioners	63
Funnel Mechanism	64
Funnel Arms	64
Easy Mounting Parts	65
Baffle Mechanism	66
Baffle Arms	66
Easy Mounting Parts	67
Baffle Mechanism Pantograph	68
Baffle Heads	68
Baffle Supports	69
Neck Ring	70
Neck Ring Holders	70
Blow Head Mechanism	71
Blow Head Arms	71
Easy Mounting Parts	72
Take Out Mechanism	73
Take Out Arms	73
Take Out Tong Heads	74
Blank & Blow Mold Support	75
Mold Holders	75
Cooling Molds	77
Cooling Nozzle Sets	77

IS SECTION VARIABLE EQUIPMENT – 4”1/4 DOUBLE GOB

Plunger Mechanism	78
Plunger Cartridges and Positioners	79
Funnel Mechanism	80
Funnel Arms	80
Easy Mounting Parts	81
Baffle Mechanism	82
Baffle Arms	82
Easy Mounting Parts	83
Baffle Mechanism Pantograph	84
Baffle Heads	84
Baffle Supports	85
Neck Ring	86
Neck Ring Holders	86
Blow Head Mechanism	87
Blow Head Arms	87
Easy Mounting Parts	88
Take Out Mechanism	89
Take Out Arms	89
Take Out Tong Heads	90
Blank & Blow Mold Support	91
Mold Holders	91
Cooling Molds	94
Cooling Nozzle Sets	94

IS SECTION VARIABLE EQUIPMENT – 4”1/4 TRIPLE GOB: TG 3”

Plunger Mechanism	95
Plunger Cartridges and Positioners	96
Funnel Mechanism	97
Funnel Arms	97
Easy Mounting Parts	98
Baffle Mechanism	99
Baffle Arms	99
Easy Mounting Parts	100
Baffle Mechanism Pantograph	101
Baffle Heads	101
Baffle Supports	102
Neck Ring	103
Neck Ring Holders	103
Blow Head Mechanism	104
Blow Head Arms	104
Easy Mounting Parts	105
Take Out Mechanism	106
Take Out Arms	106
Take Out Tong Heads	107
Blank & Blow Mold Support	108
Mold Holders	108
Cooling Molds	111
Cooling Nozzle Sets	111

IS SECTION VARIABLE EQUIPMENT – 4”1/4 TRIPLE GOB: TG 3”1/8

Plunger Mechanism	112
Plunger Cartridges and Positioners	113
Funnel Mechanism	114
Funnel Arms	114
Easy Mounting Parts	115
Baffle Mechanism	116
Baffle Arms	116
Easy Mounting Parts	117
Baffle Mechanism Pantograph	118
Baffle Heads	118
Baffle Supports	119
Neck Ring	120
Neck Ring Holders	120
Blow Head Mechanism	121
Blow Head Arms	121
Easy Mounting Parts	122
Take Out Mechanism	123
Take Out Arms	123
Take Out Tong Heads	124
Blank & Blow Mold Support	125
Mold Holders	125
Cooling Molds	127
Cooling Nozzle Sets	127

IS SECTION VARIABLE EQUIPMENT – 5” SINGLE GOB

Plunger Mechanism	128
Plunger Cartridges and Positioners	129
Funnel Mechanism	130
Funnel Arms	130
Easy Mounting Parts	131
Baffle Mechanism	132
Baffle Arms	132
Easy Mounting Parts	133
Baffle Mechanism Pantograph	134
Baffle Heads	134
Baffle Supports	135
Neck Ring	136
Neck Ring Holders	136
Blow Head Mechanism	137
Blow Head Arms	137
Easy Mounting Parts	138
Take Out Mechanism	139
Take Out Arms	139
Take Out Tong Heads	140
Blank & Blow Mold Support	141
Mold Holders	141
Cooling Molds	142
Cooling Nozzle Sets	142

IS SECTION VARIABLE EQUIPMENT – 5” DOUBLE GOB

Plunger Mechanism	143
Plunger Cartridges and Positioners	144
Funnel Mechanism	145
Funnel Arms	145
Easy Mounting Parts	146
Baffle Mechanism	147
Baffle Arms	147
Easy Mounting Parts	148
Baffle Mechanism Pantograph	149
Baffle Heads	149
Baffle Supports	150
Neck Ring	151
Neck Ring Holders	151
Blow Head Mechanism	152
Blow Head Arms	152
Easy Mounting Parts	153
Take Out Mechanism	154
Take Out Arms	154
Take Out Tong Heads	155
Blank & Blow Mold Support	156
Mold Holders	156
Cooling Molds	159
Cooling Nozzle Sets	159

IS SECTION VARIABLE EQUIPMENT – 5” TRIPLE GOB

Plunger Mechanism	160
Plunger Cartridges and Positioners	161
Funnel Mechanism	162
Funnel Arms	162
Easy Mounting Parts	163
Baffle Mechanism Pantograph	164
Baffle Heads	164
Baffle Supports	165
Neck Ring	166
Neck Ring Holders	166
Blow Head Mechanism	167
Blow Head Arms	167
Easy Mounting Parts	168
Take Out Mechanism	169
Take Out Arms	169
Take Out Tong Heads	170
Blank & Blow Mold Support	171
Mold Holders	171
Cooling Molds	174
Cooling Nozzle Sets	174

IS SECTION VARIABLE EQUIPMENT – 5”1/2 SINGLE GOB

Plunger Mechanism	175
Plunger Cartridges and Positioners	176
Funnel Mechanism	177
Funnel Arms	177
Easy Mounting Parts	178
Baffle Mechanism	179
Baffle Arms	179
Easy Mounting Parts	180
Baffle Mechanism Pantograph	181
Baffle Heads	181
Baffle Supports	182
Neck Ring	183
Neck Ring Holders	183
Blow Head Mechanism	184
Blow Head Arms	184
Easy Mounting Parts	185
Take Out Mechanism	186
Take Out Arms	186
Take Out Tong Heads	187
Blank & Blow Mold Support	188
Mold Holders	188
Cooling Molds	190
Cooling Nozzle Sets	190

IS SECTION VARIABLE EQUIPMENT – 5”1/2 DOUBLE GOB

Plunger Mechanism	191
Plunger Cartridges and Positioners	192
Funnel Mechanism	193
Funnel Arms	193
Easy Mounting Parts	194
Baffle Mechanism	195
Baffle Arms	195
Easy Mounting Parts	196
Baffle Mechanism Pantograph	197
Baffle Heads	197
Baffle Supports	198
Neck Ring	199
Neck Ring Holders	199
Blow Head Mechanism	200
Blow Head Arms	200
Easy Mounting Parts	201
Take Out Mechanism	202
Take Out Arms	202
Take Out Tong Heads	203
Blank & Blow Mold Support	204
Mold Holders	204
Cooling Molds	208
Cooling Nozzle Sets	208

IS SECTION VARIABLE EQUIPMENT – 6”1/4 SINGLE GOB

Plunger Mechanism	209
Plunger Cartridges and Positioners	210
Funnel Mechanism	211
Funnel Arms	211
Easy Mounting Parts	212
Baffle Mechanism	213
Baffle Arms	213
Easy Mounting Parts	214
Baffle Mechanism Pantograph	215
Baffle Heads	215
Baffle Supports	216
Neck Ring	217
Neck Ring Holders	217
Blow Head Mechanism	218
Blow Head Arms	218
Easy Mounting Parts	219
Take Out Mechanism	220
Take Out Arms	220
Take Out Tong Heads	221
Blank & Blow Mold Support	222
Mold Holders	222
Cooling Molds	225
Cooling Nozzle Sets	225

IS SECTION VARIABLE EQUIPMENT – 6”1/4 DOUBLE GOB

Plunger Mechanism	226
Plunger Cartridges and Positioners	227
Funnel Mechanism	228
Funnel Arms	228
Easy Mounting Parts	229
Baffle Mechanism	230
Baffle Arms	230
Easy Mounting Parts	231
Baffle Mechanism Pantograph	232
Baffle Heads	232
Baffle Supports	233
Neck Ring	234
Neck Ring Holders	234
Blow Head Mechanism	235
Blow Head Arms	235
Easy Mounting Parts	236
Take Out Mechanism	237
Take Out Arms	237
Take Out Tong Heads	238
Blank & Blow Mold Support	239
Mold Holders	239
Cooling Molds	244
Cooling Nozzle Sets	244

IS SECTION VARIABLE EQUIPMENT – 6”1/4 TRIPLE GOB

Plunger Mechanism	245
Plunger Cartridges and Positioners	246
Funnel Mechanism	247
Funnel Arms	247
Easy Mounting Parts	248
Baffle Mechanism Pantograph	249
Baffle Heads	249
Baffle Supports	250
Neck Ring	251
Neck Ring Holders	251
Blow Head Mechanism	252
Blow Head Arms	252
Easy Mounting Parts	253
Take Out Mechanism	254
Take Out Arms	254
Take Out Tong Heads	255
Blank & Blow Mold Support	256
Mold Holders	256
Cooling Molds	259
Cooling Nozzle Sets	259

HANDLING VARIABLE EQUIPMENT

Pusher Mechanism	260
Electro-Pneumatic Pusher Fingers	260
AP Pusher Fingers	261
Air Jet Pusher Fingers	263
Transfer Wheel	265
Transfer 1305 Fingers	265
Transfer HSS Fingers	266
Stacker Mechanism	267
Stacker Push Bar Fingers	267

FEEDER VARIABLE EQUIPMENT

Plunger Mechanism

Plunger Holders

SELECT TYPE OF: PLUNGER HOLDERS FOR SERVOPLUNGER P-FE-94N							
Ø79	P-65-200-SG	not available					
Ø70 motorized	not available	P-K36-300-DG2S1	***	***	***	***	***
Ø70	***	P-K36-300-DG2S	***	***	***	***	***
Ø57 motorized	not available	***	***	***	***	***	***
Ø57	***	***	***	P-K36-300-DG2SD	P-K36-300-DG7SD	***	***
Ø51 motorized	not available	P-K36-300-DG1S1	P-K36-300-DG4S1	P-K36-300-DG1SD1	***	***	P-K36-300-TG1S1
Ø51	***	P-K36-300-DG1S	P-K36-300-DG4S	P-K36-300-DG1SD	***	P-K36-300-DG5S	P-K36-300-TG1S
Ø PLUNGER REFRACTORY	SG	DG 4"3/8 H=416	DG 4"3/8 H=360	DG 4"3/8 OFFSET POINT PLUNGERS H=416	DG 4"3/8 OFFSET POINT PLUNGERS H=360	DG 3" H=360	TG 3" H=416

***Other plunger supports upon request

SELECT TYPE OF: PLUNGER HOLDERS FOR SERVOPLUNGER WITH INDEPENDENT MOTORS P-SPMI06							
TYPE OF ARMS	P-SPMI09	SHEAR CUT 0° P-SPMI10 SHEAR CUT 90° P-SPMI04	***	***	***	***	SHEAR CUT 0° P-SPMI07 SHEAR CUT 90° P-SPMI08
Ø79	***	not available					
Ø70	***	P-SPMI11	***	***	***	***	***
Ø57	***	***	***	***	***	***	***
Ø51	***	P-SPMI12	***	***	***	***	P-SPMI15
Ø PLUNGER REFRACTORY	SG	DG 4"3/8 H=416	DG 4"3/8 H=360	DG 4"3/8 OFFSET POINT PLUNGERS H=416	DG 4"3/8 OFFSET POINT PLUNGERS H=360	DG 3" H=360	TG 3" H=416

***Other plunger supports/arms upon request

For the correct configuration of Feeder assembly with plunger holder & refractories ask support to BDF technical office.

For other spare parts refer to assembly drawings.

FEEDER VARIABLE EQUIPMENT

Revolving Tube Mechanism

Revolving Tube Holders

FEEDER TYPE	SPOUT	SELECT TYPE OF: REVOLVING TUBE HOLDERS							PULL (T/24h)
		Ø 5" P-515-D-5	Ø 6" P-515-D-6	Ø 7" P-515-D-8	Ø 8" P-515-D-8	Ø 10" P-515-D-10	Ø 11" P-515-D-11	Ø 12" P-515-D-12	
64	144 Std	X	X	X					5-20
	144 Deep	X	X	X					10-30
65	81 Std.			X	X	X			5-35
	81 Deep			X	X	X			15-60
66	503S 115			X	X	X			35-90
	503 Deep				X	X	X	X	35-90
	515 Extra Deep					X		X	60-150
REFRAC.TUBE Ø REF.HOLDERS									

For the correct configuration of Feeder assembly with revolving tube holder & refractories ask support to BDF technical office.

For other spare parts refer to assembly drawings.

FEEDER VARIABLE EQUIPMENT

Spout

Orifice Ring Holders

Ø HOLE	SELECT TYPE OF: SINGLE GOB ORIFICE RING HOLDER			
Ø189			P-B9194-87*GR13	
Ø184				P-K36-310SGR2C
Ø178			P-B9194-87*GR12	
Ø167		P-65-300*033M	P-B9194-87*GR11	
Ø158				P-K36-310SGR2B
Ø156		P-65-300*033L	P-B9194-87*GR10	
Ø145		P-65-300*033H		
Ø144		P-65-300*033I	P-B9194-87*GR9	
Ø133				P-K36-310SGR2A
Ø132		P-65-300*033G		
Ø131			P-B9194-87*GR8	
Ø127	P-65-300-A*033G			
Ø122		P-65-300*033F	P-B9194-87*GR7	P-K36-310SGR2
Ø114	P-65-300-A*033F			
Ø112		P-65-300*033E	P-B9194-87*GR6	
Ø103				P-K36-310SGR1
Ø102		P-65-300*033D		
Ø101	P-65-300-A*033E		P-B9194-87*GR5	
Ø97				
Ø90		P-65-300*033C	P-B9194-87*GR4	
Ø89	P-65-300-A*033D			
Ø83		P-65-300*033B	P-B9194-87*GR3	
Ø77		P-65-300*033A	P-B9194-87*GR2	
Ø76	P-65-300-A*033C			
Ø72		P-65-300*033	P-B9194-87*GR1	
Ø63	P-65-300-A*033B			
Ø50	P-65-300-A*033A			
Ø44	P-65-300-A*033			
no hole		P-65-300*033X		
SPLIT HOLES/ HOLES WITH SLOT	/	/	/	/
HOLDER TYPE	IRON STEEL MONOBLOC	IRON STEEL MONOBLOC	IRON STEEL CUP & STAINLESS STEEL DISK	STAINLESS STEEL CUP & STAINLESS STEEL DISK
Ø EXTERNAL HOLDER	177	273	273	349

For the correct configuration of Feeder assembly with orifice ring holders & refractories ask support to BDF technical office.

For other spare parts refer to assembly drawings.

FEEDER VARIABLE EQUIPMENT

Spout

Orifice Ring Holders

Ø HOLE	SELECT TYPE OF: DOUBLE GOB 4"3/8 ORIFICE RING HOLDER		
Ø88	P-65-300*031Y		
Ø87	P-65-300*031Z		P-B9194-74*GR15
Ø86	P-65-300*031M		
Ø83		P-B9194-141*GR3M1	
Ø80	P-65-300*031V		
Ø78	P-65-300*031F		
Ø77	P-65-300*031U	P-B9194-141*GR2M1	P-B9194-74*GR14
Ø76	P-65-300*031I		
Ø75	P-65-300*031T		
Ø73	P-65-300*031S		
Ø72	P-65-300*031R		
Ø71	P-65-300*031E		
Ø70	P-65-300*031J		P-B9194-74*GR13
Ø65	P-65-300*031D		
Ø64			P-B9194-74*GR12
Ø63	P-65-300*031H		
Ø61	P-65-300*031Q		
Ø60	P-65-300*031P		
Ø59	P-65-300*031O		
Ø58	P-65-300*031C		P-B9194-74*GR11
Ø57	P-65-300*031AA		
Ø56			
Ø53	P-65-300*031B		
Ø52	P-65-300*031N		P-B9194-74*GR10
Ø51	P-65-300*031G		
Ø47	P-65-300*031AC		
Ø45	P-65-300*031A	P-B9194-141*GR1M1	P-B9194-74*GR9
Ø44			
Ø41	P-65-300*031AB		
Ø39	P-65-300*031		
Ø38			P-B9194-74*GR8
Ø34			
Ø32	P-65-300*031L		
no hole	P-65-300*031X		
SPLIT HOLES/ HOLES WITH SLOT	HOLES WITH SLOT 35mm	SPLIT HOLES	HOLES WITH SLOT 28mm
HOLDER TYPE	IRON STEEL MONOBLOC	IRON STEEL CUP & STAINLESS STEEL DISK	IRON STEEL CUP & STAINLESS STEEL DISK
Ø EXTERNAL HOLDER	273	273	273

For the correct configuration of Feeder assembly with orifice ring holders & refractories ask support to BDF technical office.

For other spare parts refer to assembly drawings.

FEEDER VARIABLE EQUIPMENT

Spout

Orifice Ring Holders

Ø HOLE	SELECT TYPE OF: DOUBLE GOB 4"3/8 ORIFICE RING HOLDER		
	Ø97	P-K36-310DG	P-K36-310DGB
SPLIT HOLES/ HOLES WITH SLOT	HOLES WITH SLOT 35mm	SPLIT HOLES	SPLIT HOLES
HOLDER TYPE	STAINLESS STEEL CUP & STAINLESS STEEL DISK	STAINLESS STEEL CUP & STAINLESS STEEL DISK	STAINLESS STEEL CUP & STAINLESS STEEL DISK
Ø EXTERNAL HOLDER	349	349	364

Ø HOLE	SELECT TYPE OF: TRIPLE GOB 3" ORIFICE RING HOLDER		
	Ø67		
Ø61			P-K36-310TG (2 disk size)
Ø52	P-65-300-TG*002	P-65-300-TGB	
Ø39	P-65-300-TG*001		
SPLIT HOLES/ HOLES WITH SLOT	SPLIT HOLES	SPLIT HOLES	HOLES WITH SLOT 30mm
HOLDER TYPE	IRON STEEL MONOBLOC	IRON STEEL CUP & STAINLESS STEEL DISK	STAINLESS STEEL CUP & STAINLESS STEEL DISK
Ø EXTERNAL HOLDER	273	273	349

For the correct configuration of Feeder assembly with orifice ring holders & refractories ask support to BDF technical office.

For other spare parts refer to assembly drawings.

FEEDER VARIABLE EQUIPMENT

Shear Mechanism

Shear Blade Holders

SELECT TYPE OF: SHEAR BLADES HOLDERS			
SG	P-612-5-S1	P-65-100-SG	P-K36-12FA-06PSG
DG3"	not available	P-65-100DG76	P-K36-12FA-06P3
DG4"3/8	P-612-5-D1	P-65-100DG111	P-K36-12FA-06P
TG3"	P-612-5-T6M	P-65-106-TG	P-K36-12FA-06PTG
SHEAR MECHANISM TYPE	PARALLEL SHEAR P-612-1M SERIES	ANGULAR SHEAR ONE MOTOR P-K36-12-6 SERIES	ANGULAR SHEAR TWO MOTOR P-K36-12F SERIES

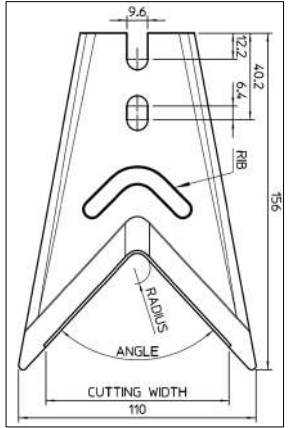
For other spare parts refer to assembly drawings.

FEEDER VARIABLE EQUIPMENT

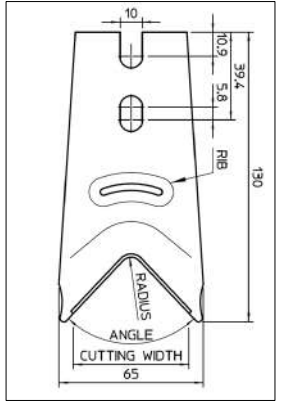
Shear Mechanism

Blades

SELECT TYPE OF: SHEAR BLADES S.G. & D.G. 4 3/8"					
P-65-100_007A	5 mm	90 mm	85,5°	NO	YES
P-65-100_007ATL	5 mm	90 mm	85,5°	YES	YES
P-65-100_007B	5 mm	90 mm	85,5°	NO	NO
P-65-100_007BTL	5 mm	90 mm	85,5°	YES	NO
P-65-100_007C	20 mm	85 mm	78°	NO	YES
P-65-100_007CTL	20 mm	85 mm	78°	YES	YES
P-65-100_007D	20 mm	85 mm	78°	NO	NO
P-65-100_007DTL	20 mm	85 mm	78°	YES	NO
CODE	RADIUS	CUTTING WIDTH	ANGLE	ADDITIONAL SURFACE TREATMENT WITH CHEMICAL NICKEL PLATING	REINFORCEMENT WITH RIB



SELECT TYPE OF: SHEAR BLADES D.G. 3" & T.G.3"					
P-65-100_013	5 mm	52 mm	85°	NO	NO
P-65-100_013TL	5 mm	52 mm	85°	YES	NO
P-65-100_013A	5 mm	52 mm	85°	NO	YES
P-65-100_013ATL	5 mm	52 mm	85°	YES	YES
P-65-100_013B	11 mm	52 mm	80°	NO	NO
P-65-100_013BTL	11 mm	52 mm	80°	YES	NO
SHEAR CODE	RADIUS	CUTTING WIDTH	ANGLE	ADDITIONAL SURFACE TREATMENT WITH CHEMICAL NICKEL PLATING	REINFORCEMENT WITH RIB



Other shear blade upon request.

For other spare parts refer to assembly drawings.

FEEDER VARIABLE EQUIPMENT

Shear Mechanism

Gob Guides

SELECT TYPE OF: SET GOB GUIDES			
SG	P-612-5-S1	P-65-100-SG	P-K36-12FA-06PSG
DG3"	n.a.	P-65-100DG76	P-K36-12FA-06P3
DG4"3/8	P-612-5-D1	P-65-100DG111	P-K36-12FA-06P
TG3"	P-612-5-T6M	P-65-106-TG	P-K36-12FA-06PTG
SHEAR MECHANISM TYPE	PARALLEL SHEAR P-612-1M SERIES	ANGULAR SHEAR ONE MOTOR P-K36-12-6 SERIES	ANGULAR SHEAR TWO MOTOR P-K36-12F SERIES

See the chart below for the type & the quantity included in the chosen set of gob guide.

GOB GUIDES SIZE CHART											
P-612-6-S			1	1		1	1	1	1	1	1
P-612-6-D			2	2		2	2	2	2		
P-612-6-T6			3	3		3	3	3			
P-612-6-F-S			1	1		1	1	1	1	1	1
P-612-6-F-D			2	2		2	2	2	2		
P-612-6-F-T6			3	3		3	3	3			
P-K36-400SG						1	1	1	1	1	1
P-K36-400DG			2	2		2	2	2			
P-K36-400DG3			2	2		2	2	2			
P-K36-400TG	3	3	3	3	3						
P-K36-400SG-F						1	1	1	1	1	1
P-K36-400DG-F			2	2		2	2	2			
P-K36-400DG3-F			2	2		2	2	2			
P-K36-400TG-F	3	3	3	3	3						
SIZE	3/8"	1/2"	3/4"	1"	1"1/4	1"1/2	2"	2"1/2	3"	3"1/2	4"

Other gob guide size upon request

For other spare parts refer to assembly drawings.

FEEDER VARIABLE EQUIPMENT

Shear Mechanism

Shears Spray

SELECT TYPE OF: SHEAR SPRAY ASSEMBLY							
TYPE	NOZZLE SPRAY	SPRAY SYSTEM	NOZZLE SPRAY	SPRAY SYSTEM	NOZZLE SPRAY	SPRAY SYSTEM	NOZZLE SPRAY & SPRAY SYSTEM
TG 3"	P-65-600TG	P-65-600TA-F	P-65-600TG	P-65-600TA SERIES	P-612-SPR-4M1	P-612-SPR-A-M	P-612-9-T6
DG 4" 3/8	P-65-600DG438	P-65-600TA-F	P-65-600DG438	P-65-600TA SERIES	P-612-SPR-3M1	P-612-SPR-A-M	P-612-9-D2
DG3"	P-65-600DG3	P-65-600TA-F	P-65-600DG3	P-65-600TA SERIES	not available		
SG	P-65-600SG	P-65-600TA-F	P-65-600SG	P-65-600TA SERIES	P-612-SPR-1M1	P-612-SPR-A-M	P-612-9-S1
POSITION RESPECT SHEAR	LOWER		LOWER		UPPER		LOWER
SHEAR MECHANISM TYPE	ANGULAR SHEAR ONE MOTOR P-K36-12-6 SERIES		ANGULAR SHEAR TWO MOTOR P-K36-12F SERIES		PARALLEL SHEAR P-612-1M SERIES		

For the correct configuration of Feeder assembly with shear spray assembly ask support to BDF technical office.

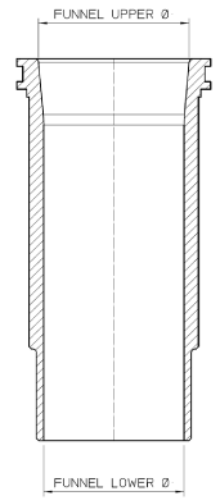
For other spare parts refer to assembly drawings.

DELIVERY VARIABLE EQUIPMENT

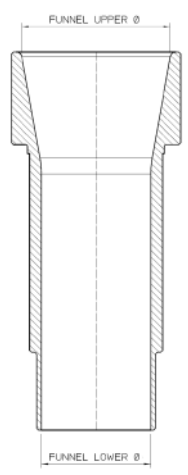
Servo Gob Mechanism

Gob Funnel

SELECT TYPE OF: FUNNELS GOB DISTRIBUTOR						
MAX GOB Ø (mm)	FUNNEL UPPER Ø (mm)	FUNNEL LOWER Ø (mm)	FUNNEL NOMINAL SIZE	FUNNEL REF.CODE	GOB DISTRIBUTOR REF.CODE	C.D.
40	68	43	2 (1" 3/8)	P-B9523*5570	P-B9523-64EZ40 SERIES	DG 4"3/8
40	46	43	2 (1" 3/8)	P-B9523-5693*054	P-B9523-69 SERIES	DG3"
40	46	43	2 (1" 3/8)	P-B9523-70HS_020	P-B9523-70HS SERIES & P-IGD-TG3	TG3"
54	61	57	3 (1" 7/8)	P-B9523*5569	P-B9523-64EZ40 SERIES	DG 4"3/8
70	83	73	5 (2" 3/4)	P-B9523*5184	P-B9523-15E SERIES	SG
70	108	74	5 (2" 3/4)	P-SF-1-IGD-R_G74	P-IGD-DG438SG	SG
80	92	82	6 (3 1/8")	P-B9523-15M*003	P-B9523-15M SERIES	SG
100	125	120	XW	P-B9523-15M*003A	P-B9523-15M12	SG
Other funnel size upon request						



SELECT TYPE OF: FUNNELS GOB DISTRIBUTOR WITH INCREASE UPPER Ø						
The funnels with increase upper Ø needs kit of spacer for rised gob interceptor & spray system Ask support to BDF technical office for reference.						
MAX GOB Ø (mm)	FUNNEL UPPER Ø (mm)	FUNNEL LOWER Ø (mm)	FUNNEL NOMINAL SIZE	FUNNEL REF.CODE	GOB DISTRIBUTOR REF.CODE	C.D.
40	61	43	2 (1" 3/8)	P-SF-3-SGD-G43	P-B9523-70HS SERIES & P-IGD-TG3	TG3"
45	79	48	2,5 (1" 1/2)	P-SF-5-IGD_G48	P-IGD-DG438A	DG 4"3/8
54	79	57	3 (1" 7/8)	P-SF-2-SGD_G57	P-B9523-64EZ40 SERIES	DG 4"3/8
54	79	58	3 (1" 7/8)	P-SF-5-IGD_G58	P-IGD-DG438A	DG 4"3/8
70	110	73	5 (2" 3/4)	P-B9523_5184M3	P-B9523-15E SERIES	SG
70	127	74	5 (2 3/4")	P-SF-1-IGD_G74	P-IGD-DG438SG	SG
Other funnel size upon request						



DELIVERY VARIABLE EQUIPMENT

Servo Gob Mechanism

Scoops

SINGLE GOB								
GOB DIAMETER		SCOOP SELECTION CHART			FOR MACHINE EQUIPPED WITH RAISED SERVO-GOB MECHANISM 1 SINGLE LOWER SCOOP & KIT SPACER IS REQUIRED			
					SUITABLE TO GOB DISTRIBUTOR : P-B9523-15E SERIES			
MIN. (mm)	MAX. (mm)	SCOOP SIZE	ALLUMINIUM ALLOY					
			WATER COOLED			AIR RIDE		
			WITHOUT ANY SURFACE COATING	WITH TUNGSTEN CARBIDE COATING	WITH STAINLESS STEEL COATING	WITHOUT ANY SURFACE COATING	WITH TUNGSTEN CARBIDE COATING	WITH STAINLESS STEEL COATING
			PART NR.					
16	35	0-2	P-S-1W-G02	P-S-1WT-G02	P-S-1WTX-G02	P-S-1A-G02	P-S-1AT-G02	P-S-1ATX-G02
16	48	0-3	P-S-1W-G03	P-S-1WT-G03	P-S-1WTX-G03	P-S-1A-G03	P-S-1AT-G03	P-S-1ATX-G03
25,4	41	2 ½	P-S-1W-G25	P-S-1WT-G25	P-S-1WTX-G25	P-S-1A-G25	P-S-1AT-G25	P-S-1ATX-G25
35	48	2-3	P-S-1W-G23	P-S-1WT-G23	P-S-1WTX-G23	P-S-1A-G23	P-S-1AT-G23	P-S-1ATX-G23
48	60	3-4	P-S-1W-G34	P-S-1WT-G34	P-S-1WTX-G34	P-S-1A-G34	P-S-1AT-G34	P-S-1ATX-G34
60	70	4-5	P-S-1W-G45	P-S-1WT-G45	P-S-1WTX-G45	P-S-1A-G45	P-S-1AT-G45	P-S-1ATX-G45
16		5/8"	P-S-1W-G058	P-S-1WT-G058	P-S-1WTX-G058	P-S-1A-G058	P-S-1AT-G058	P-S-1ATX-G058
19		0(3/4")	P-S-1W-G034	P-S-1WT-G034	P-S-1WTX-G034	P-S-1A-G034	P-S-1AT-G034	P-S-1ATX-G034
20		01	P-S-1W-G01	P-S-1WT-G01	P-S-1WTX-G01	P-S-1A-G01	P-S-1AT-G01	P-S-1ATX-G01
22		1(7/8")	P-S-1W-G078	P-S-1WT-G078	P-S-1WTX-G078	P-S-1A-G078	P-S-1AT-G078	P-S-1ATX-G078
25,4		1"	P-S-1W-G100	P-S-1WT-G100	P-S-1WTX-G100	P-S-1A-G100	P-S-1AT-G100	P-S-1ATX-G100
28,6		1 1/8"	P-S-1W-G118	P-S-1WT-G118	P-S-1WTX-G118	P-S-1A-G118	P-S-1AT-G118	P-S-1ATX-G118
31,75		1 1/4"	P-S-1W-G114	P-S-1WT-G114	P-S-1WTX-G114	P-S-1A-G114	P-S-1AT-G114	P-S-1ATX-G114
35		2 (1 3/8")	P-S-1W-G138	P-S-1WT-G138	P-S-1WTX-G138	P-S-1A-G138	P-S-1AT-G138	P-S-1ATX-G138
38,1		1 1/2"	P-S-1W-G112	P-S-1WT-G112	P-S-1WTX-G112	P-S-1A-G112	P-S-1AT-G112	P-S-1ATX-G112
41,2		1 5/8"	P-S-1W-G158	P-S-1WT-G158	P-S-1WTX-G158	P-S-1A-G158	P-S-1AT-G158	P-S-1ATX-G158
44,4		1 3/4"	P-S-1W-G134	P-S-1WT-G134	P-S-1WTX-G134	P-S-1A-G134	P-S-1AT-G134	P-S-1ATX-G134
48		3 (1 7/8")	P-S-1W-G178	P-S-1WT-G178	P-S-1WTX-G178	P-S-1A-G178	P-S-1AT-G178	P-S-1ATX-G178
50,8		2"	P-S-1W-G200	P-S-1WT-G200	P-S-1WTX-G200	P-S-1A-G200	P-S-1AT-G200	P-S-1ATX-G200
57		2 1/4"	P-S-1W-G214	P-S-1WT-G214	P-S-1WTX-G214	P-S-1A-G214	P-S-1AT-G214	P-S-1ATX-G214
60		4 (2 3/8")	P-S-1W-G238	P-S-1WT-G238	P-S-1WTX-G238	P-S-1A-G238	P-S-1AT-G238	P-S-1ATX-G238
70		5 (2 3/4")	P-S-1W-G234	P-S-1WT-G234	P-S-1WTX-G234	P-S-1A-G234	P-S-1AT-G234	P-S-1ATX-G234
Other scoop size upon request								
For ware range Ø > 70mm ask support to BDF technical office.								

DELIVERY VARIABLE EQUIPMENT

Servo Gob Mechanism

Scoops

DOUBLE GOB 4"3/8								
GOB DIAMETER		SCOOP SELECTION CHART				FOR MACHINE EQUIPPED WITH RAISED SERVO-GOB MECHANISM 2 SINGLE LOWER SCOOPS & KIT SPACER IS REQUIRED SUITABLE TO GOB DISTRIBUTOR: P-B9523-64EZ40 SERIES P-IGD-DG438 SERIES		
MIN. (mm)	MAX. (mm)	SCOOP SIZE	ALLUMINIUM ALLOY					
			WATER COOLED			AIR RIDE		
			WITHOUT ANY SURFACE COATING	WITH TUNGSTEN CARBIDE COATING	WITH STAINLESS STEEL COATING	WITHOUT ANY SURFACE COATING	WITH TUNGSTEN CARBIDE COATING	WITH STAINLESS STEEL COATING
PART NR. LOWER SCOOP								
16	35	0-2	P-S-2W-G02	P-S-2WT-G02	P-S-2WTX-G02	P-S-2A-G02	P-S-2AT-G02	P-S-2ATX-G02
16	48	0-3	P-S-2W-G03	P-S-2WT-G03	P-S-2WTX-G03	P-S-2A-G03	P-S-2AT-G03	P-S-2ATX-G03
25,4	41	2 1/2	P-S-2W-G25	P-S-2WT-G25	P-S-2WTX-G25	P-S-2A-G25	P-S-2AT-G25	P-S-2ATX-G25
35	48	2-3	P-S-2W-G23	P-S-2WT-G23	P-S-2WTX-G23	P-S-2A-G23	P-S-2AT-G23	P-S-2ATX-G23
48	54	3-4	P-S-2W-G34	P-S-2WT-G34	P-S-2WTX-G34	P-S-2A-G34	P-S-2AT-G34	P-S-2ATX-G34
12,7		1/2"	P-S-2W-G012	P-S-2WT-G012	P-S-2WTX-G012	P-S-2A-G012	P-S-2AT-G012	P-S-2ATX-G012
19		0 (3/4")	P-S-2W-G034	P-S-2WT-G034	P-S-2WTX-G034	P-S-2A-G034	P-S-2AT-G034	P-S-2ATX-G034
20		01	P-S-2W-G01	P-S-2WT-G01	P-S-2WTX-G01	P-S-2A-G01	P-S-2AT-G01	P-S-2ATX-G01
22		1 (7/8")	P-S-2W-G078	P-S-2WT-G078	P-S-2WTX-G078	P-S-2A-G078	P-S-2AT-G078	P-S-2ATX-G078
25,4		1"	P-S-2W-G100	P-S-2WT-G100	P-S-2WTX-G100	P-S-2A-G100	P-S-2AT-G100	P-S-2ATX-G100
28		R14	P-S-2W-GR14	P-S-2WT-GR14	P-S-2WTX-GR14	P-S-2A-GR14	P-S-2AT-GR14	P-S-2ATX-GR14
28,6		1"1/8	P-S-2W-G118	P-S-2WT-G118	P-S-2WTX-G118	P-S-2A-G118	P-S-2AT-G118	P-S-2ATX-G118
30		R15	P-S-2W-GR15	P-S-2WT-GR15	P-S-2WTX-GR15	P-S-2A-GR15	P-S-2AT-GR15	P-S-2ATX-GR15
35		2 (1 3/8")	P-S-2W-G138	P-S-2WT-G138	P-S-2WTX-G138	P-S-2A-G138	P-S-2AT-G138	P-S-2ATX-G138
36		1" 7/16	P-S-2W-G1716	P-S-2WT-G1716	P-S-2WTX-G1716	P-S-2A-G1716	P-S-2AT-G1716	P-S-2ATX-G1716
41,2		1"5/8	P-S-2W-G158	P-S-2WT-G158	P-S-2WTX-G158	P-S-2A-G158	P-S-2AT-G158	P-S-2ATX-G158
44,4		1" 3/4	P-S-2W-G134	P-S-2WT-G134	P-S-2WTX-G134	P-S-2A-G134	P-S-2AT-G134	P-S-2ATX-G134
48		3 (1" 7/8)	P-S-2W-G178	P-S-2WT-G178	P-S-2WTX-G178	P-S-2A-G178	P-S-2AT-G178	P-S-2ATX-G178
54		3,5 (2" 1/8)	P-S-2W-G218	P-S-2WT-G218	P-S-2WTX-G218	P-S-2A-G218	P-S-2AT-G218	P-S-2ATX-G218
Other scoop size upon request								
For Upper & Lower scoop ask support to BDF technical office.								
For DG3" scoop ask support to BDF technical office.								

DELIVERY VARIABLE EQUIPMENT

Servo Gob Mechanism

Scoops

TRIPLE GOB 3"								
GOB DIAMETER		SCOOP SELECTION CHART			FOR MACHINE EQUIPPED WITH RAISED SERVO-GOB MECHANISM 3 SINGLE LOWER SCOOPS & KIT SPACER IS REQUIRED SUITABLE TO GOB DISTRIBUTOR : P-B9523-70HS SERIES P-IGD-TG3 SERIES			
MIN. (mm)	MAX. (mm)	SCOOP SIZE	ALLUMINIUM ALLOY					
			WATER COOLED			AIR RIDE		
			WITHOUT ANY SURFACE COATING	WITH TUNGSTEN CARBIDE COATING	WITH STAINLESS STEEL COATING	WITHOUT ANY SURFACE COATING	WITH TUNGSTEN CARBIDE COATING	WITH STAINLESS STEEL COATING
PART NR. LOWER SCOOP								
CHART FOR 10-12 SECTIONS MACHINE								
16	35	0-2	P-S-3W-G02	P-S-3WT-G02	P-S-3WTX-G02	P-S-3A-G02	P-S-3AT-G02	P-S-3ATX-G02
25,4	41	2 1/2	P-S-3W-G25	P-S-3WT-G25	P-S-3WTX-G25	P-S-3A-G25	P-S-3AT-G25	P-S-3ATX-G25
35	43	2-3	P-S-3W-G23	P-S-3WT-G23	P-S-3WTX-G23	P-S-3A-G23	P-S-3AT-G23	P-S-3ATX-G23
19		0 (3/4")	P-S-3W-G034	P-S-3WT-G034	P-S-3WTX-G034	P-S-3A-G034	P-S-3AT-G034	P-S-3ATX-G034
20		01	P-S-3W-G01	P-S-3WT-G01	P-S-3WTX-G01	P-S-3A-G01	P-S-3AT-G01	P-S-3ATX-G01
22		1 (7/8")	P-S-3W-G078	P-S-3WT-G078	P-S-3WTX-G078	P-S-3A-G078	P-S-3AT-G078	P-S-3ATX-G078
25,4		1"	P-S-3W-G100	P-S-3WT-G100	P-S-3WTX-G100	P-S-3A-G100	P-S-3AT-G100	P-S-3ATX-G100
28,6		1"1/8	P-S-3W-G118	P-S-3WT-G118	P-S-3WTX-G118	P-S-3A-G118	P-S-3AT-G118	P-S-3ATX-G118
30		R15	P-S-3W-GR15	P-S-3WT-GR15	P-S-3WTX-GR15	P-S-3A-GR15	P-S-3AT-GR15	P-S-3ATX-GR15
35		2 (1 3/8")	P-S-3W-G138	P-S-3WT-G138	P-S-3WTX-G138	P-S-3A-G138	P-S-3AT-G138	P-S-3ATX-G138
36,5		1" 7/16	P-S-3W-G1716	P-S-3WT-G1716	P-S-3WTX-G1716	P-S-3W-G1716	P-S-3WT-G1716	P-S-3WTX-G1716
38,1		1 1/2"	P-S-3W-G112	P-S-3WT-G112	P-S-3WTX-G112	P-S-3A-G112	P-S-3AT-G112	P-S-3ATX-G112
CHART FOR 8 SECTIONS MACHINE								
16	35	0-2	P-S-3W-G02-8S	P-S-3WT-G02-8S	P-S-3WTX-G02-8S	P-S-3A-G02-8S	P-S-3AT-G02-8S	P-S-3ATX-G02-8S
16		5/8"	P-S-3W-G058-8S	P-S-3WT-G058-8S	P-S-3WTX-G058-8S	P-S-3A-G058-8S	P-S-3AT-G058-8S	P-S-3ATX-G058-8S
19		0 (3/4")	P-S-3W-G034-8S	P-S-3WT-G034-8S	P-S-3WTX-G034-8S	P-S-3A-G034-8S	P-S-3AT-G034-8S	P-S-3ATX-G034-8S
20		01	P-S-3W-G01-8S	P-S-3WT-G01-8S	P-S-3WTX-G01-8S	P-S-3A-G01-8S	P-S-3AT-G01-8S	P-S-3ATX-G01-8S
22		1 (7/8")	P-S-3W-G078-8S	P-S-3WT-G078-8S	P-S-3WTX-G078-8S	P-S-3A-G078-8S	P-S-3AT-G078-8S	P-S-3ATX-G078-8S
25,4		1"	P-S-3W-G100-8S	P-S-3WT-G100-8S	P-S-3WTX-G100-8S	P-S-3A-G100-8S	P-S-3AT-G100-8S	P-S-3ATX-G100-8S
35		2 (1 3/8")	P-S-3W-G138-8S	P-S-3WT-G138-8S	P-S-3WTX-G138-8S	P-S-3A-G138-8S	P-S-3AT-G138-8S	P-S-3ATX-G138-8S
38,1		1 1/2"	P-S-3W-G112-8S	P-S-3WT-G112-8S	P-S-3WTX-G112-8S	P-S-3A-G112-8S	P-S-3AT-G112-8S	P-S-3ATX-G112-8S
CHART FOR 6 SECTIONS MACHINE								
16	35	0-2	P-S-3W-G02-6S	P-S-3WT-G02-6S	P-S-3WTX-G02-6S	P-S-3A-G02-6S	P-S-3AT-G02-6S	P-S-3ATX-G02-6S
20		01	P-S-3W-G01-6S	P-S-3WT-G01-6S	P-S-3WTX-G01-6S	P-S-3A-G01-6S	P-S-3AT-G01-6S	P-S-3ATX-G01-6S
22		1 (7/8")	P-S-3W-G078-6S	P-S-3WT-G078-6S	P-S-3WTX-G078-6S	P-S-3A-G078-6S	P-S-3AT-G078-6S	P-S-3ATX-G078-6S
25,4		1"	P-S-3W-G100-6S	P-S-3WT-G100-6S	P-S-3WTX-G100-6S	P-S-3A-G100-6S	P-S-3AT-G100-6S	P-S-3ATX-G100-6S
30		R15	P-S-3W-GR15-6S	P-S-3WT-GR15-6S	P-S-3WTX-GR15-6S	P-S-3A-GR15-6S	P-S-3AT-GR15-6S	P-S-3ATX-GR15-6S
35		2 (1 3/8")	P-S-3W-G138-6S	P-S-3WT-G138-6S	P-S-3WTX-G138-6S	P-S-3A-G138-6S	P-S-3AT-G138-6S	P-S-3ATX-G138-6S
Other scoop size upon request								

DELIVERY VARIABLE EQUIPMENT

Easy Aligning Delivery

Troughs: 6 Sections - 8 Sections

SINGLE GOB									
TROUGH SELECTION CHART									
MATERIAL: CAST IRON									
QUANTITY: ONE TROUGH PER SECTION REQUIRED									
6 SECTIONS MACHINE				MACHINE SECTION			SET REF.CODE FOR 6 SECT. SG	SET REF.CODE FOR 8 SECT. SG	
				1 & 6	2 & 5	3 & 4			
8 SECTIONS MACHINE		MACHINE SECTION							
		1 & 8	2 & 7	3 & 6	4 & 5				
SIZE	GOB DIAMETER		L=1680	L=1226	L=855	L=608	SINGLE TROUGH REF. CODE		
	MIN. (mm)	MAX. (mm)							
0-2	16	35	P-B9191*21340	P-B9191*21337	P-B9191*21338	P-B9191*21339	P-24-6ROSG02	P-24-8ROSG02	
0-3	16	48	P-B923*12383	P-B923*12382	P-B923*12381	P-B923*12380	P-24-6ROSG03	P-24-8ROSG03	
2 1/2	25,4	41	P-B923*12383M9	P-B923*12382M9	P-B923*12381M9	P-B923*12380M9	P-24-6ROSG212	P-24-8ROSG212	
2-3	35	48	P-B923*12383M6	P-B923*12382M6	P-B923*12381M6	P-B923*12380M6	P-24-6ROSG23	P-24-8ROSG23	
3-4	48	60	P-B923*12393M	P-B923*12392M	P-B923*12391M	P-B923*12390M	P-24-6ROSG34	P-24-8ROSG34	
4-5	64		P-B923*12383M19	P-B923*12382M19	P-B923*12381M19	P-B923*12380M19	P-24-6ROSG45	P-24-8ROSG45	
6-8	80	100	not available	P-B923*12397M2	P-B923*12396M20	P-B923*12395M2	P-24-6ROSG68	not available	
7/16"	11		P-B923*12383M16	P-B923*12382M16	P-B923*12381M16	P-B923*12380M16	P-24-6ROSG716	P-24-8ROSG716	
1/2"	12,7		P-B923*12383M18	P-B923*12382M18	P-B923*12381M18	P-B923*12380M18	P-24-6ROSG12	P-24-8ROSG12	
5/8"	16		P-B923*12383M13	P-B923*12382M13	P-B923*12381M13	P-B923*12380M13	P-24-6ROSG58	P-24-8ROSG58	
0 (3/4")	19		P-B923*12383M1	P-B923*12382M1	P-B923*12381M1	P-B923*12380M1	P-24-6ROSG0	P-24-8ROSG0	
01	20		P-B923*12383M14	P-B923*12382M14	P-B923*12381M14	P-B923*12380M14	P-24-6ROSG01	P-24-8ROSG01	
1 (7/8")	22		P-B923*12383M2	P-B923*12382M2	P-B923*12381M2	P-B923*12380M2	P-24-6ROSG1	P-24-8ROSG1	
1"	25,4		P-B923*12383M3	P-B923*12382M3	P-B923*12381M3	P-B923*12380M3	P-24-6ROSG1A	P-24-8ROSG1A	
1 1/8"	28,6		P-B923*12383M	P-B923*12382M	P-B923*12381M	P-B923*12380M	P-24-6ROSG118	P-24-8ROSG118	
R15	30		P-B923*12383M8	P-B923*12382M8	P-B923*12381M8	P-B923*12380M8	P-24-6ROSG15	P-24-8ROSG15	
1 1/4"	32		P-B923*12383M4	P-B923*12382M4	P-B923*12381M4	P-B923*12380M4	P-24-6ROSG114	P-24-8ROSG114	
2 (1 3/8")	35		P-B923*12383M10	P-B923*12382M10	P-B923*12381M10	P-B923*12380M10	P-24-6ROSG2	P-24-8ROSG2	
1 1/2"	38		P-B923*12383M11	P-B923*12382M11	P-B923*12381M11	P-B923*12380M11	P-24-6ROSG112	P-24-8ROSG112	
1 5/8"	41,2		P-B923*12383M7	P-B923*12382M7	P-B923*12381M7	P-B923*12380M7	P-24-6ROSG158	P-24-8ROSG158	
1 3/4"	44,5		P-B923*12383M12	P-B923*12382M12	P-B923*12381M12	P-B923*12380M12	P-24-6ROSG134	P-24-8ROSG134	
3 (1 7/8")	48		P-B923*12388	P-B923*12387	P-B923*12386	P-B923*12385	P-24-6ROSG3	P-24-8ROSG3	
2"	50,8		P-B923*12388M1	P-B923*12387M1	P-B923*12386M1	P-B923*12385M1	P-24-6ROSG508	P-24-8ROSG508	
3,5 (2 1/8")	54		P-B923*12383M15	P-B923*12382M15	P-B923*12381M15	P-B923*12380M15	P-24-6ROSG312	P-24-8ROSG312	
2 1/4"	57		P-B923*12383M17	P-B923*12382M17	P-B923*12381M17	P-B923*12380M17	P-24-6ROSG214	P-24-8ROSG214	
4 (2 3/8")	60		P-B923*12393	P-B923*12392	P-B923*12391	P-B923*12390	P-24-6ROSG4	P-24-8ROSG4	
5 (2 3/4")	70		P-B923*12398	P-B923*12397	P-B923*12396	P-B923*12395	P-24-6ROSG5	P-24-8ROSG5	
6 (3 1/8")	80		P-B923*12398M	P-B923*12397M	P-B923*12396M	P-B923*12395M	P-24-6ROSG6	P-24-8ROSG6	
7 (3 1/2")	90		P-B923*12398M1	P-B923*12397M1	P-B923*12396M1	P-B923*12395M1	P-24-6ROSG7	P-24-8ROSG7	

DELIVERY VARIABLE EQUIPMENT

Easy Aligning Delivery

Troughs: 6 Sections - 8 Sections

DOUBLE GOB 3" & 4" 3/8 C.D.									
TROUGHS SELECTION CHART							SET REF.CODE FOR 6 SECT. DG	SET REF.CODE FOR 8 SECT. DG	
MATERIAL: CAST IRON									
QUANTITY: TWO TROUGHES PER SECTION REQUIRED									
6 SECTIONS MACHINE			MACHINE SECTION						
			1 & 6	2 & 5	3 & 4				
8 SECTIONS MACHINE			MACHINE SECTION						
			1 & 8	2 & 7	3 & 6	4 & 5			
			L=1804	L=1372	L=978	L=736			
SIZE	GOB DIAMETER		SINGLE TROUGH REF. CODE						
	MIN. (mm)	MAX. (mm)							
UN. SMALL	9	19	P-B9191*15490M9	P-B9191*15491M9	P-B9191*15492M9	P-B9191*15493M9		P-24-6RODGUNSW	P-24-8RODGUNSW
0-2	16	35	P-B9191*15485	P-B9191*15486	P-B9191*15487	P-B9191*15488		P-24-6RODGO2	P-24-8RODGO2
0-3	16	48	P-B923-2346*GR10M	P-B923-2346*GR11M	P-B923-2346*GR12M	P-B923-2346*GR13M		P-24-6RODGO3	P-24-8RODGO3
2 1/2	25,4	41	P-B9191*15490M	P-B9191*15491M	P-B9191*15492M	P-B9191*15493M		P-24-6RODGO212	P-24-8RODGO212
2-3	35	48	P-B9191*15490	P-B9191*15491	P-B9191*15492	P-B9191*15493		P-24-6RODGO23	P-24-8RODGO23
3-4	48	60	P-B9191*15490M8	P-B9191*15491M8	P-B9191*15492M8	P-B9191*15493M8		P-24-6RODGO34	P-24-8RODGO34
3/8"	10		P-B923*16611	P-B923*16610	P-B923*16609	P-B923*16608		P-24-6RODGO38	P-24-8RODGO38
1/2"	12,7		P-B923*16615	P-B923*16614	P-B923*16613	P-B923*16612		P-24-6RODGO12	P-24-8RODGO12
5/8"	16		P-B923*16619	P-B923*16618	P-B923*16617	P-B923*16616		P-24-6RODGO58	P-24-8RODGO58
0 (3/4")	19		P-B923*16623	P-B923*16622	P-B923*16621	P-B923*16620		P-24-6RODGO	P-24-8RODGO
01	20		P-B923*16627GR01M	P-B923*16626GR01M	P-B923*16625GR01M	P-B923*16624GR01M		P-24-6RODGO1	P-24-8RODGO1
1 (7/8")	22		P-B923*16627	P-B923*16626	P-B923*16625	P-B923*16624		P-24-6RODGO1	P-24-8RODGO1
1"	25,4		P-B923*16631	P-B923*16630	P-B923*16629	P-B923*16628		P-24-6RODGO1A	P-24-8RODGO1A
1" 1/8	28,6		P-B9191*15490M1	P-B9191*15491M1	P-B9191*15492M1	P-B9191*15493M1		P-24-6RODGO118	P-24-8RODGO118
R15	30		P-B923*16631GR15M	P-B923*16630GR15M	P-B923*16629GR15M	P-B923*16628GR15M		P-24-6RODGO15	P-24-8RODGO15
1 1/4"	32		P-B9191*15490M3	P-B9191*15491M3	P-B9191*15492M3	P-B9191*15493M3		P-24-6RODGO114	P-24-8RODGO114
2 (1 3/8")	35		P-B9191*16017	P-B9191*16014	P-B9191*16015	P-B9191*16016		P-24-6RODGO2	P-24-8RODGO2
1" 5/8	41,2		P-B9191*15490M2	P-B9191*15491M2	P-B9191*15492M2	P-B9191*15493M2		P-24-6RODGO158	P-24-8RODGO158
1" 3/4	44,4		P-B9191*15490M5	P-B9191*15491M5	P-B9191*15492M5	P-B9191*15493M5		P-24-6RODGO134	P-24-8RODGO134
1 1/2"	38		P-B9191*15490M4	P-B9191*15491M4	P-B9191*15492M4	P-B9191*15493M4		P-24-6RODGO112	P-24-8RODGO112
3 (1" 7/8)	48		P-B9191*15490GR3M	P-B9191*15491GR3M	P-B9191*15492GR3M	P-B9191*15493GR3M		P-24-6RODGO3	P-24-8RODGO3
2"	50,8		P-B9191*15490M7	P-B9191*15491M7	P-B9191*15492M7	P-B9191*15493M7		P-24-6RODGO508	P-24-8RODGO508
3,5 (2 1/8")	54		P-B923*8211	P-B923*8212	P-B923*8214	P-B923*8215		P-24-6RODGO312	P-24-8RODGO312

DELIVERY VARIABLE EQUIPMENT

Easy Aligning Delivery

Troughs: 6 Sections - 8 Sections

TRIPLE GOB 3" C.D.									
TROUGHS SELECTION CHART								SET REF.CODE FOR 6 SECT.TG	SET REF.CODE FOR 8 SECT.TG
MATERIAL: CAST IRON									
QUANTITY: THREE TROUGHES PER SECTION REQUIRED									
6 SECTIONS MACHINE				MACHINE SECTION					
				1 & 6	2 & 5	3 & 4			
8 SECTIONS MACHINE			MACHINE SECTION						
			1 & 8	2 & 7	3 & 6	4 & 5			
SIZE	GOB DIAMETER		L=1828	L=1370	L=976	L=741			
	MIN. (mm)	MAX. (mm)	SINGLE TROUGH REF. CODE						
UN. SMALL	16	28	P-B923*15395	P-B923*15394	P-B923*15392	P-B923*15391		P-24-6ROTGUN	P-24-8ROTGUN
0-2	16	35	P-B923*15395GR02M	P-B923*15394GR02M	P-B923*15392GR02M	P-B923*15391GR02M		P-24-6ROTG02	P-24-8ROTG02
0-3	16	48	P-B923*15395GR03M	P-B923*15394GR03M	P-B923*15392GR03M	P-B923*15391GR03M		P-24-6ROTG03	P-24-8ROTG03
2 1/2	25,4	41	P-B923*15395M11	P-B923*15394M11	P-B923*15392M11	P-B923*15391M11		P-24-6ROTG212	P-24-8ROTG212
2-3	35	48	P-B923*16947	P-B923*16946	P-B923*16945	P-B923*16944		P-24-6ROTG23	P-24-8ROTG23
1/2"	12,7		P-B923*15395M	P-B923*15394M	P-B923*15392M	P-B923*15391M		P-24-6ROTG12	P-24-8ROTG12
5/8"	16		P-B923*15395M4	P-B923*15394M4	P-B923*15392M4	P-B923*15391M4		P-24-6ROTG58	P-24-8ROTG58
0 (3/4")	19		P-B923*15395M1	P-B923*15394M1	P-B923*15392M1	P-B923*15391M1		P-24-6ROTG0	P-24-8ROTG0
01	20		P-B923*15395M5	P-B923*15394M5	P-B923*15392M5	P-B923*15391M5		P-24-6ROTG01	P-24-8ROTG01
1 (7/8")	22		P-B923*15395M6	P-B923*15394M6	P-B923*15392M6	P-B923*15391M6		P-24-6ROTG1	P-24-8ROTG1
1"	25,4		P-B923*15395M2	P-B923*15394M2	P-B923*15392M2	P-B923*15391M2		P-24-6ROTG1A	P-24-8ROTG1A
1"1/8	28,6		P-B923*15395M7	P-B923*15394M7	P-B923*15392M7	P-B923*15391M7		P-24-6ROTG118	P-24-8ROTG118
R15	30		P-B923*15395M8	P-B923*15394M8	P-B923*15392M8	P-B923*15391M8		P-24-6ROTG15	P-24-8ROTG15
2 (1 3/8")	35		P-B923*15395M9	P-B923*15394M9	P-B923*15392M9	P-B923*15391M9		P-24-6ROTG2	P-24-8ROTG2
1"1/2	38		B923*15395M3	B923*15394M3	B923*15392M3	B923*15391M3		P-24-6ROTG112	P-24-8ROTG112
1"5/8	41,2		P-B923*15395M10	P-B923*15394M10	P-B923*15392M10	P-B923*15391M10		P-24-6ROTG158	P-24-8ROTG158

DELIVERY VARIABLE EQUIPMENT

Easy Aligning Delivery

Troughs: 8 height 10 Sections - 10 Sections

SINGLE GOB										SET REF.CODE FOR 8B10 SECT. SG	SET REF.CODE FOR 10 SECT. SG		
TROUGHS SELECTION CHART													
MATERIAL: CAST IRON													
QUANTITY: ONE TROUGH PER SECTION REQUIRED													
8B10: SPECIAL 8 SECTIONS MACHINE (BASED ON 10 SECTIONS MACHINE HEIGHT)			MACHINE SECTION										
			1 & 8	2 & 7	3 & 6	4 & 5							
10 SECTIONS MACHINE		MACHINE SECTION											
		1 & 10	2 & 9	3 & 8	4 & 7	5 & 6							
SIZE	GOB DIAMETER		SINGLE TROUGH REF. CODE										
	MIN. (mm)	MAX. (mm)	L=2207	L=1680	L=1225	L=850							L=610
0-2	16	35	P-B923*12166M8	P-B923*12165M8	P-B923*12164M8	P-B923*12163M8							P-B923*12162M8
2 1/2	25,4	41	P-B923*12166M9	P-B923*12165M9	P-B923*12164M9	P-B923*12163M9		P-B923*12162M9	P-24-8B10ROSG212				P-24-10ROSG212
2-3	35	48	P-B923*12166M12	P-B923*12165M12	P-B923*12164M12	P-B923*12163M12		P-B923*12162M12	P-24-8B10ROSG23				P-24-10ROSG23
3-4	48	60	P-B923*12179M1	P-B923*12178M1	P-B923*12176M1	P-B923*12175M1	P-B923*12174M1	P-24-8B10ROSG34	P-24-10ROSG34				
4-5	64		P-B923*12179M	P-B923*12178M	P-B923*12176M	P-B923*12175M	P-B923*12174M	P-24-8B10ROSG45	P-24-10ROSG45				
2 (1 3/8")	35		P-B923*12166	P-B923*12165	P-B923*12164	P-B923*12163	P-B923*12162	P-24-8B10ROSG2	P-24-10ROSG2				
3 (1 7/8")	48		P-B923*12172	P-B923*12171	P-B923*12170	P-B923*12169	P-B923*12168	P-24-8B10ROSG3	P-24-10ROSG3				
4 (2 3/8")	60		P-B923*12179	P-B923*12178	P-B923*12176	P-B923*12175	P-B923*12174	P-24-8B10ROSG4	P-24-10ROSG4				
5 (2 3/4")	70		P-B923*12186	P-B923*12185	P-B923*12183	P-B923*12182	P-B923*12181	P-24-8B10ROSG5	P-24-10ROSG5				

DELIVERY VARIABLE EQUIPMENT

Easy Aligning Delivery

Troughs: 8 height 10 Sections - 10 Sections

DOUBLE GOB 3" & 4"3/8 C.D.									
TROUGHS SELECTION CHART								SET REF.CODE FOR 8B10 SECT. DG	SET REF.CODE FOR 10 SECT. DG
MATERIAL: CAST IRON									
QUANTITY: TWO TROUGH PER SECTION REQUIRED									
8B10: SPECIAL 8 SECTIONS MACHINE (BASED ON 10 SECTIONS MACHINE HEIGHT)		MACHINE SECTION							
		1 & 8	2 & 7	3 & 6	4 & 5				
10 SECTIONS MACHINE		MACHINE SECTION							
		1 & 10	2 & 9	3 & 8	4 & 7	5 & 6			
SIZE	GOB DIAMETER		L=2207	L=1685	L=1235	L=833	L=587	SINGLE TROUGH REF. CODE	
	MIN. (mm)	MAX. (mm)							
UN. SMALL	9	19	P-B923*16651M	P-B923*16655M	P-B923*16654M	P-B923*16653M	P-B923*16652M	P-24- 8B10RODGUNSW	P-24- 10RODGUNSW
0-2	16	35	P-B9191*16340	P-B9191*16339	P-B9191*16337	P-B9191*16336	P-B9191*16335	P-24- 8B10RODG02	P-24-10RODG02
0-3	16	48	P-B923*2346GR14 M	P-B923*2346GR15M	P-B923*2346GR16M	P-B923*2346GR17M	P-B923*2346GR19M	P-24- 8B10RODG03	P-24-10RODG03
2 1/2	25,4	41	P-B9191*16226M1	P-B9191*16227M1	P-B9191*16229M1	P-B9191*16230M1	P-B9191*16246M1	P-24- 8B10RODG212	P-24-10RODG212
2-3	35	48	P-B9191*16226	P-B9191*16227	P-B9191*16229	P-B9191*16230	P-B9191*16246	P-24- 8B10RODG23	P-24-10RODG23
3-4	48	60	P-B9191*16226M2	P-B9191*16227M2	P-B9191*16229M2	P-B9191*16230M2	P-B9191*16246M2	P-24- 8B10RODG34	P-24-10RODG34
3/8"	10		P-B923*16651	P-B923*16650	P-B923*16649	P-B923*16648	P-B923*16647	P-24- 8B10RODG38	P-24-10RODG38
1/2"	12,7		P-B923*16656	P-B923*16655	P-B923*16654	P-B923*16653	P-B923*16652	P-24- 8B10RODG12	P-24-10RODG12
5/8"	16		P-B923*16661	P-B923*16660	P-B923*16659	P-B923*16658	P-B923*16657	P-24- 8B10RODG58	P-24-10RODG58
0 (3/4")	19		P-B923*16666	P-B923*16665	P-B923*16664	P-B923*16663	P-B923*16662	P-24- 8B10RODG0	P-24-10RODG0
01	20		P-B9191*16226-01	P-B9191*16227-01	P-B9191*16229-01	P-B9191*16230-01	P-B9191*16246-01	P-24- 8B10RODG01	P-24-10RODG01
1 (7/8")	22		P-B923*16671	P-B923*16670	P-B923*16669	P-B923*16668	P-B923*16667	P-24- 8B10RODG1	P-24-10RODG1
1"	25,4		P-B923*16676	P-B923*16675	P-B923*16674	P-B923*16673	P-B923*16672	P-24- 8B10RODG1A	P-24-10RODG1A
2 (1 3/8")	35		P-B9191*16821	P-B9191*16822	P-B9191*16817	P-B9191*16818	P-B9191*16819	P-24- 8B10RODG2	P-24-10RODG2
3 (1 7/8")	48		P-B9191*16226M	P-B9191*16227M	P-B9191*16229M	P-B9191*16230M	P-B9191*16246M	P-24- 8B10RODG3	P-24-10RODG3
3,5 (2 1/8")	54		P-B923*12485	P-B923*12489	P-B923*12486	P-B923*12487	P-B923*12488	P-24- 8B10RODG312	P-24-10RODG312

DELIVERY VARIABLE EQUIPMENT

Easy Aligning Delivery

Troughs: 8 height 10 Sections - 10 Sections

TRIPLE GOB 3" C.D.									
TROUGHS SELECTION CHART								SET REF.CODE FOR 8B10 SECT. TG	SET REF.CODE FOR 10 SECT. TG
MATERIAL: CAST IRON									
QUANTITY: THREE TROUGHES PER SECTION REQUIRED									
8B10: SPECIAL 8 SECTIONS MACHINE (BASED ON 10 SECTIONS MACHINE HEIGHT)		MACHINE SECTION							
		1 & 8	2 & 7	3 & 6	4 & 5				
10 SECTIONS MACHINE		MACHINE SECTION							
		1 & 10	2 & 9	3 & 8	4 & 7	5 & 6			
SIZE	GOB DIAMETER		SINGLE TROUGH REF. CODE						
	MIN. (mm)	MAX. (mm)	L=2180	L=1668	L=1184	L=783	L=527		
0-2	16	35	P-B923*17604	P-B923*17603	P-B923*17602	P-B923*17601	P-B923*17600	P-24-8B10ROTG02	P-24-10ROTG02
0-3	16	48	P-B923*17609M	P-B923*17608M	P-B923*17607M	P-B923*17606M	P-B923*17605M	P-24-8B10ROTG03	P-24-10ROTG03
2 1/2	25.4	41	P-B923*17609M4	P-B923*17608M4	P-B923*17607M4	P-B923*17606M4	P-B923*17605M4	P-24-8B10ROTG212	P-24-10ROTG212
2-3	35	48	P-B923*17609	P-B923*17608	P-B923*17607	P-B923*17606	P-B923*17605	P-24-8B10ROTG23	P-24-10ROTG23
0 (3/4")	19		P-B923*17609M1	P-B923*17608M1	P-B923*17607M1	P-B923*17606M1	P-B923*17605M1	P-24-8B10ROTG0	P-24-10ROTG0
1 (7/8")	22		P-B923*17609M2	P-B923*17608M2	P-B923*17607M2	P-B923*17606M2	P-B923*17605M2	P-24-8B10ROTG1	P-24-10ROTG1

DELIVERY VARIABLE EQUIPMENT

Easy Aligning Delivery

Troughs: 10 height 12 Sections - 12 Sections

SINGLE GOB												
TROUGHS SELECTION CHART										SET REF.CODE FOR 10B12 SECT. SG	SET REF.CODE FOR 12 SECT. SG	
MATERIAL: CAST IRON												
QUANTITY: ONE TROUGH PER SECTION REQUIRED												
NOTES: BDF 12 SECTIONS EASY ALIGNING DELIVERY IS NOT INTERCHANGEABLE WITH THE CONCURRENT ONES												
10B12: SPECIAL 10 SECTIONS MACHINE (BASED ON 12 SECTIONS MACHINE HEIGHT)			MACHINE SECTION									
			1 & 10	2 & 9	3 & 8	4 & 7	5 & 6					
12 SECTIONS MACHINE			MACHINE SECTION									
			1 & 12	2 & 11	3 & 10	4 & 9	5 & 8	6 & 7				
SIZE	GOB DIAMETER		L= n.a.	L= n.a.	L= n.a.	L= n.a.	L= n.a.	L= n.a.	SINGLE TROUGH REF. CODE			
	MIN. (mm)	MAX. (mm)										
0-2	16	35	P-24-SG125602*001	P-24-SG125602*002	P-24-SG125602*003	P-24-SG125602*004	P-24-SG125602*005	P-24-SG125602*006	P-24-SG10B125602	P-24-SG125602		
2 1/2	25,4	41	P-24-SG1256212*001	P-24-SG1256212*002	P-24-SG1256212*003	P-24-SG1256212*004	P-24-SG1256212*005	P-24-SG1256212*006	P-24-SG10B1256212	P-24-SG1256212		
2-3	35	48	P-24-SG125623*001	P-24-SG125623*002	P-24-SG125623*003	P-24-SG125623*004	P-24-SG125623*005	P-24-SG125623*006	P-24-SG10B125623	P-24-SG125623		
3-4	48	60	P-24-SG125634*001	P-24-SG125634*002	P-24-SG125634*003	P-24-SG125634*004	P-24-SG125634*005	P-24-SG125634*006	P-24-SG10B125634	P-24-SG125634		
2 (1 3/8")	35		P-24-SG12562*001	P-24-SG12562*002	P-24-SG12562*003	P-24-SG12562*004	P-24-SG12562*005	P-24-SG12562*006	P-24-SG10B12562	P-24-SG12562		
3 (1 7/8")	48		P-24-SG12563*001	P-24-SG12563*002	P-24-SG12563*003	P-24-SG12563*004	P-24-SG12563*005	P-24-SG12563*006	P-24-SG10B12563	P-24-SG12563		
4 (2 3/8")	60		P-24-SG12564*001	P-24-SG12564*002	P-24-SG12564*003	P-24-SG12564*004	P-24-SG12564*005	P-24-SG12564*006	P-24-SG10B12564	P-24-SG12564		
5 (2 3/4")	70		not available	P-24-SG12565*002	P-24-SG12565*003	P-24-SG12565*004	P-24-SG12565*005	P-24-SG12565*006	P-24-SG10B12565	not available		

DELIVERY VARIABLE EQUIPMENT

Easy Aligning Delivery

Troughs: 10 height 12 Sections - 12 Sections

DOUBLE GOB 3" & 4"3/8										
TROUGHS SELECTION CHART								SET REF.CODE FOR 10B12 SECT. DG	SET REF.CODE FOR 12 SECT. DG	
MATERIAL: CAST IRON										
QUANTITY: TWO TROUGHES PER SECTION REQUIRED										
NOTES: BDF 12 SECTIONS EASY ALIGNING DELIVERY IS NOT INTERCHANGEABLE WITH THE CONCURRENT ONES										
10B12: SPECIAL 10 SECTIONS MACHINE (BASED ON 12 SECTIONS MACHINE HEIGHT)		MACHINE SECTION								
		1 & 10	2 & 9	3 & 8	4 & 7	5 & 6				
12 SECTIONS MACHINE		MACHINE SECTION								
		1 & 12	2 & 11	3 & 10	4 & 9	5 & 8	6 & 7			
SIZE	GOB DIAMETER		L=2880	L=2335	L=1820	L=1375	L=1015	L=805		
	MIN. (mm)	MAX. (mm)	SINGLE TROUGH REF. CODE							
0-2	16	35	P-24-DG125602*001	P-24-DG125602*002	P-24-DG125602*003	P-24-DG125602*004	P-24-DG125602*005	P-24-DG125602*006	P-24-DG10B125602	P-24-DG125602
2 1/2	25,4	41	P-24-DG1256212*001	P-24-DG1256212*002	P-24-DG1256212*003	P-24-DG1256212*004	P-24-DG1256212*005	P-24-DG1256212*006	P-24-DG10B1256212	P-24-DG1256212
2-3	35	48	P-24-DG125623*001	P-24-DG125623*002	P-24-DG125623*003	P-24-DG125623*004	P-24-DG125623*005	P-24-DG125623*006	P-24-DG10B125623	P-24-DG125623
1 1/8"	28,6		P-24-DG1256118*001	P-24-DG1256118*002	P-24-DG1256118*003	P-24-DG1256118*004	P-24-DG1256118*005	P-24-DG1256118*006	P-24-DG10B1256118	P-24-DG1256118
2 (1 3/8")	35		P-24-DG1256138*001	P-24-DG1256138*002	P-24-DG1256138*003	P-24-DG1256138*004	P-24-DG1256138*005	P-24-DG1256138*006	P-24-DG10B1256138	P-24-DG1256138
3,5 (2 1/8")	54		P-24-DG1256312*001	P-24-DG1256312*002	P-24-DG1256312*003	P-24-DG1256312*004	P-24-DG1256312*005	P-24-DG1256312*006	P-24-DG10B1256312	P-24-DG1256312

DELIVERY VARIABLE EQUIPMENT

Easy Aligning Delivery

Troughs: 10 height 12 Sections - 12 Sections

TRIPLE GOB 3"										
TROUGHS SELECTION CHART									SET REF.CODE FOR 10B12 SECT. TG	SET REF.CODE FOR 12 SECT. TG
MATERIAL: CAST IRON										
QUANTITY: THREE TROUGHES PER SECTION REQUIRED										
NOTES: BDF 12 SECTIONS EASY ALIGNING DELIVERY IS NOT INTERCHANGEABLE WITH THE CONCURRENT ONES										
10B12: SPECIAL 10 SECTIONS MACHINE (BASED ON 12 SECTIONS MACHINE HEIGHT)			MACHINE SECTION							
			1 & 10	2 & 9	3 & 8	4 & 7	5 & 6			
12 SECTIONS MACHINE			MACHINE SECTION							
			1 & 12	2 & 11	3 & 10	4 & 9	5 & 8	6 & 7		
SIZE	GOB DIAMETER		L=2880	L=2335	L=1820	L=1375	L=1015	L=805		
	MIN. (mm)	MAX. (mm)	SINGLE TROUGH REF. CODE							
0-2	16	35	P-24-DG125602*001	P-24-DG125602*002	P-24-DG125602*003	P-24-DG125602*004	P-24-DG125602*005	P-24-DG125602*006	P-24-TG10B125602	P-24-TG125602
2 1/2	25,4	41	P-24-DG1256212*001	P-24-DG1256212*002	P-24-DG1256212*003	P-24-DG1256212*004	P-24-DG1256212*005	P-24-DG1256212*006	P-24-TG10B1256212	P-24-TG1256212
2-3	35	48	P-24-DG125623*001	P-24-DG125623*002	P-24-DG125623*003	P-24-DG125623*004	P-24-DG125623*005	P-24-DG125623*006	P-24-TG10B125623	P-24-TG125623
1 1/8"	28,6		P-24-DG1256118*001	P-24-DG1256118*002	P-24-DG1256118*003	P-24-DG1256118*004	P-24-DG1256118*005	P-24-DG1256118*006	P-24-TG10B1256118	P-24-TG1256118
2 (1 3/8")	35		P-24-DG1256138*001	P-24-DG1256138*002	P-24-DG1256138*003	P-24-DG1256138*004	P-24-DG1256138*005	P-24-DG1256138*006	P-24-TG10B1256138	P-24-TG1256138

DELIVERY VARIABLE EQUIPMENT

Easy Aligning Delivery

Deflectors: 6 Sections

SINGLE GOB						
DEFLECTORS SELECTION CHART						SET REF.CODE FOR 6 SECT. SG
MATERIAL: CAST IRON						
QUANTITY: ONE DEFLECTOR PER SECTION REQUIRED						
6 SECTIONS MACHINE		MACHINE SECTION				
		1 & 6	2 & 5	3 & 4		
SIZE	TYPE	POSITION	SINGLE DEFLECTOR REF. CODE			
5/8"	NAV	-	P-B923*11928	P-B923*11947	P-B923*11956	P-25-6ROSG58
3/4"	NAV	-	P-B923*11929	P-B923*11948	P-B923*11957	P-25-6ROSG34
7/8"	NAV	-	P-B923*9346	P-B923*11458	P-B923*9792	P-25-6ROSG78
1"	NAV	-	P-B923*9347	P-B923*11459	P-B923*9793	P-25-6ROSG1A
1 1/8"	NAV	-	P-B923*9348	P-B923*11460	P-B923*9794	P-25-6ROSG118
1 1/4"	NAV	-	P-B923*9349	P-B923*11461	P-B923*9795	P-25-6ROSG114
1 3/8"	NAV	-	P-B923*9350	P-B923*11462	P-B923*9796	P-25-6ROSG138
1 1/2"	NAV	-	P-B923*9351	P-B923*11463	P-B923*9797	P-25-6ROSG112
1 5/8"	NAV	-	P-B923*9352	P-B923*11464	P-B923*9798	P-25-6ROSG158
1 3/4"	NAV	-	P-B923*9353	P-B923*11465	P-B923*9799	P-25-6ROSG134
1 7/8"	NAV	-	P-B923*9354	P-B923*11466	P-B923*9800	P-25-6ROSG178
2"	NAV	-	P-B923*9355	P-B923*11467	P-B923*9801	P-25-6ROSG2
2 1/8"	NAV	-	P-B923*9370	P-B923*11468	P-B923*9802	P-25-6ROSG218
2 1/4"	NAV	-	P-B923*9371	P-B923*11469	P-B923*9803	P-25-6ROSG214
2 3/8"	NAV	-	P-B923*9371M	P-B923*11469M	P-B923*9803M	P-25-6ROSG238
2 1/2"	NAV	-	P-B923*9371M1	P-B923*11469M1	P-B923*9803M1	P-25-6ROSG212
2 5/8"	NAV	-	P-B923*9371M3	P-B923*11469M3	P-B923*9803M3	P-25-6ROSG258
2 3/4"	NAV	-	P-B923*9371M2	P-B923*11469M2	P-B923*9803M2	P-25-6ROSG234

DELIVERY VARIABLE EQUIPMENT

Easy Aligning Delivery

Deflectors: 6 Sections

DOUBLE GOB 3" & 4"3/8 C.D.								
DEFLECTORS SELECTION CHART								SET REF.CODE FOR 6 SECT. DG
MATERIAL: CAST IRON								
QUANTITY: TWO DEFLECTORS (1 LOWER+1 UPPER) PER SECTION REQUIRED								
6 SECTIONS MACHINE		MACHINE SECTION						
SIZE	TYPE	POSITION	1 & 6	2	3	4	5	
SINGLE DEFLECTOR REF. CODE								
3/8"	NAV.	LOWER	P-B923*11926	P-B923*11817	P-B923*11817	P-B923*11821	P-B923*11821	P-25-6RODG38
	NAV.	UPPER	P-B923*11926	P-B923*11945	P-B923*11945	P-B923*11945	P-B923*11945	
1/2"	NAV.	LOWER	P-B923*11927	P-B923*11818	P-B923*11818	P-B923*11822	P-B923*11822	P-25-6RODG12
	NAV.	UPPER	P-B923*11927	P-B923*11946	P-B923*11946	P-B923*11946	P-B923*11946	
5/8"	NAV.	LOWER	P-B923*11928	P-B923*11819	P-B923*11819	P-B923*11823	P-B923*11823	P-25-6RODG58
	NAV.	UPPER	P-B923*11928	P-B923*11947	P-B923*11947	P-B923*11947	P-B923*11947	
3/4"	NAV.	LOWER	P-B923*11929	P-B923*11820	P-B923*11820	P-B923*11824	P-B923*11824	P-25-6RODG34
	NAV.	UPPER	P-B923*11929	P-B923*11948	P-B923*11948	P-B923*11948	P-B923*11948	
7/8"	NAV.	LOWER	P-B923*9346	P-B923*11484	P-B923*11484	P-B923*11497	P-B923*11497	P-25-6RODG78
	NAV.	UPPER	P-B923*9346	P-B923*11458	P-B923*11458	P-B923*11458	P-B923*11458	
1"	NAV.	LOWER	P-B923*9347	P-B923*11485	P-B923*11485	P-B923*11498	P-B923*11498	P-25-6RODG1
	NAV.	UPPER	P-B923*9347	P-B923*11459	P-B923*11459	P-B923*11459	P-B923*11459	
1 1/8"	NAV.	LOWER	P-B923*9348	P-B923*11486	P-B923*11486	P-B923*11499	P-B923*11499	P-25-6RODG118
	NAV.	UPPER	P-B923*9348	P-B923*11460	P-B923*11460	P-B923*11460	P-B923*11460	
1 1/4"	NAV.	LOWER	P-B923*9349	P-B923*11487	P-B923*11487	P-B923*11500	P-B923*11500	P-25-6RODG114
	NAV.	UPPER	P-B923*9349	P-B923*11461	P-B923*11461	P-B923*11461	P-B923*11461	
1 3/8"	NAV.	LOWER	P-B923*9350	P-B923*11488	P-B923*11488	P-B923*11501	P-B923*11501	P-25-6RODG138
	NAV.	UPPER	P-B923*9350	P-B923*11462	P-B923*11462	P-B923*11462	P-B923*11462	
1 1/2"	NAV.	LOWER	P-B923*9351	P-B923*11489	P-B923*11489	P-B923*11502	P-B923*11502	P-25-6RODG112
	NAV.	UPPER	P-B923*9351	P-B923*11463	P-B923*11463	P-B923*11463	P-B923*11463	
1 5/8"	NAV.	LOWER	P-B923*9352	P-B923*11490	P-B923*11490	P-B923*11503	P-B923*11503	P-25-6RODG158
	NAV.	UPPER	P-B923*9352	P-B923*11464	P-B923*11464	P-B923*11464	P-B923*11464	
1 3/4"	NAV.	LOWER	P-B923*9353	P-B923*11491	P-B923*11491	P-B923*11504	P-B923*11504	P-25-6RODG134
	NAV.	UPPER	P-B923*9353	P-B923*11465	P-B923*11465	P-B923*11465	P-B923*11465	
1 7/8"	NAV.	LOWER	P-B923*9354	P-B923*11492	P-B923*11492	P-B923*11505	P-B923*11505	P-25-6RODG178
	NAV.	UPPER	P-B923*9354	P-B923*11466	P-B923*11466	P-B923*11466	P-B923*11466	
2"	NAV.	LOWER	P-B923*9355	P-B923*11493	P-B923*11493	P-B923*11506	P-B923*11506	P-25-6RODG2
	NAV.	UPPER	P-B923*9355	P-B923*11467	P-B923*11467	P-B923*11467	P-B923*11467	

DELIVERY VARIABLE EQUIPMENT

Easy Aligning Delivery

Deflectors: 6 height 8 Sections - 8 Sections

SINGLE GOB									
DEFLECTORS SELECTION CHART							SET REF.CODE FOR 6B8 SECT. SG	SET REF.CODE FOR 8 SECT. SG	
MATERIAL: CAST IRON									
QUANTITY: ONE DEFLECTOR PER SECTION REQUIRED									
6B8: SPECIAL 6 SECTIONS MACHINE (BASED ON 8 SECTIONS MACHINE HEIGHT)			MACHINE SECTION						
			1 & 6	2 & 5	3 & 4				
8 SECTIONS MACHINE			MACHINE SECTION						
			1 & 8	2 & 7	3 & 6	4 & 5			
SIZE	TYPE	POSITION	SINGLE DEFLECTOR REF. CODE						
3/8"	NAV	-	P-B9191*22592M2	P-B923*6831M2	P-B9191*21342M2	P-B923*11954	P-25-6B8RONSG38	P-25-8RONSG38	
1/2"	NAV	-	P-B9191*22592M1	P-B923*6831M1	P-B9191*21342M1	P-B923*11955	P-25-6B8RONSG12	P-25-8RONSG12	
9/16"	NAV	-	P-B9191*22592M	P-B923*6831M	P-B9191*21342M	P-B923*11956M	P-25-6B8RONSG916	P-25-8RONSG916	
5/8"	NAV	-	P-B9191*22592	P-B923*6831	P-B9191*21342	P-B923*11956	P-25-6B8RONSG58	P-25-8RONSG58	
3/4"	NAV	-	P-B9191*22591	P-B923*6832	P-B9191*21343	P-B923*11957	P-25-6B8RONSG34	P-25-8RONSG34	
7/8"	NAV	-	P-B9191*22590	P-B923*6815	P-B9191*21344	P-B923*9792	P-25-6B8RONSG78	P-25-8RONSG78	
1"	NAV	-	P-B9191*15765	P-B923*6816	P-B9191*15775	P-B923*9793	P-25-6B8RONSG1	P-25-8RONSG1	
1 1/8"	NAV	-	P-B9191*15766	P-B923*5176	P-B9191*15776	P-B923*9794	P-25-6B8RONSG118	P-25-8RONSG118	
1 1/4"	NAV	-	P-B9191*15767	P-B923*5177	P-B9191*15777	P-B923*9795	P-25-6B8RONSG114	P-25-8RONSG114	
1 3/8"	NAV	-	P-B9191*15768	P-B923*5178	P-B9191*15778	P-B923*9796	P-25-6B8RONSG138	P-25-8RONSG138	
1 1/2"	NAV	-	P-B9191*15769	P-B923*5179	P-B9191*15779	P-B923*9797	P-25-6B8RONSG112	P-25-8RONSG112	
1 5/8"	NAV	-	P-B9191*15770	P-B923*5180	P-B9191*15780	P-B923*9798	P-25-6B8RONSG158	P-25-8RONSG158	
1 3/4"	NAV	-	P-B9191*15771	P-B923*5181	P-B9191*15781	P-B923*9799	P-25-6B8RONSG134	P-25-8RONSG134	
1 7/8"	NAV	-	P-B923*7401	P-B923*7403	P-B923*7399	P-B923*9800	P-25-6B8RONSG178	P-25-8RONSG178	
2"	NAV	-	P-B923*7402	P-B923*7404	P-B923*7400	P-B923*9801	P-25-6B8RONSG2	P-25-8RONSG2	
2 1/8"	NAV	-	P-B923*7139	P-B923*6127	P-B923*7146	P-B923*9802	P-25-6B8RONSG218	P-25-8RONSG218	
2 1/4"	NAV	-	P-B923*7140	P-B923*6128	P-B923*7147	P-B923*9803	P-25-6B8RONSG214	P-25-8RONSG214	
2 3/8"	NAV	-	P-B923*7141	P-B923*6129	P-B923*7148	P-B923*9803M	P-25-6B8RONSG238	P-25-8RONSG238	
2 1/2"	NAV	-	P-B923*7142	P-B923*6130	P-B923*7149	P-B923*9803M1	P-25-6B8RONSG212	P-25-8RONSG212	
2 5/8"	NAV	-	P-B923*7143	P-B923*6131	P-B923*7151	P-B923*9803M3	P-25-6B8RONSG258	P-25-8RONSG258	
2 3/4"	NAV	-	P-B923*7144	P-B923*6132	P-B923*7152	P-B923*9803M2	P-25-6B8RONSG234	P-25-8RONSG234	
2 7/8"	NAV	-	P-B923*7144M1	P-B923*6132GR278	P-B923*7152GR278	P-B923*9803GR278	P-25-6B8RONSG278	P-25-8RONSG278	
3"	NAV	-	P-B923*7144M	P-B923*6132GR3	P-B923*7152GR3	P-B923*9803GR3	P-25-6B8RONSG3	P-25-8RONSG3	
3 1/2"	NAV	-	P-B923*7144GR312	P-B923*6132GR312	P-B923*7152GR312	P-B923*9803GR312	P-25-6B8RONSG312	P-25-8RONSG312	

DELIVERY VARIABLE EQUIPMENT

Easy Aligning Delivery

Deflectors: 6 height 8 Sections - 8 Sections

DOUBLE GOB 3" & 4" 3/8 C.D.															
DEFLECTORS SELECTION CHART										SET REF.CODE FOR 6B8 SECT. DG	SET REF.CODE FOR 8 SECT. DG				
MATERIAL: CAST IRON															
QUANTITY: TWO DEFLECTORS (1 LOWER+1 UPPER) PER SECTION REQUIRED															
6B8: SPECIAL 6 SECTIONS MACHINE (BASED ON 8 SECTIONS MACHINE HEIGHT)			MACHINE SECTION						1 & 6			2	3	4	5
8 SECTIONS MACHINE			MACHINE SECTION												
			1 & 8	2 & 7	3	4	5	6							
SIZE	TYPE	POSITION	SINGLE DEFLECTOR REF. CODE												
3/8"	E. A.	LOWER	P-B923*18009	P-B923*18022	P-B923-18139E	P-B923-18035E	P-B923-18035F	P-B923-18139F	P-25-18DG6B8S38	P-25-18DG8S38					
	E. A.	UPPER	P-B923*18009	P-B923*18022	P-B923-18139D	P-B923-18035D	P-B923-18035D	P-B923-18139D							
1/2"	E. A.	LOWER	P-B923*18010	P-B923*18023	P-B923-18140E	P-B923-18036E	P-B923-18036F	P-B923-18140F	P-25-18DG6B8S12	P-25-18DG8S12					
	E. A.	UPPER	P-B923*18010	P-B923*18023	P-B923-18140D	P-B923-18036D	P-B923-18036D	P-B923-18140D							
5/8"	E. A.	LOWER	P-B923*18011	P-B923*18024	P-B923-18141E	P-B923-18037E	P-B923-18037F	P-B923-18141F	P-25-18DG6B8S58	P-25-18DG8S58					
	E. A.	UPPER	P-B923*18011	P-B923*18024	P-B923-18141D	P-B923-18037D	P-B923-18037D	P-B923-18141D							
3/4"	E. A.	LOWER	P-B923*18012	P-B923*18025	P-B923-18142E	P-B923-18038E	P-B923-18038F	P-B923-18142F	P-25-18DG6B8S34	P-25-18DG8S34					
	E. A.	UPPER	P-B923*18012	P-B923*18025	P-B923-18142D	P-B923-18038D	P-B923-18038D	P-B923-18142D							
7/8"	E. A.	LOWER	P-B923*18001	P-B923*18014	P-B923-18131E	P-B923-18027E	P-B923-18027F	P-B923-18131F	P-25-18DG6B8S78	P-25-18DG8S78					
	E. A.	UPPER	P-B923*18001	P-B923*18014	P-B923-18131D	P-B923-18027D	P-B923-18027D	P-B923-18131D							
1"	E. A.	LOWER	P-B923*18002	P-B923*18015	P-B923-18132E	P-B923-18028E	P-B923-18028F	P-B923-18132F	P-25-18DG6B8S1	P-25-18DG8S1					
	E. A.	UPPER	P-B923*18002	P-B923*18015	P-B923-18132D	P-B923-18028D	P-B923-18028D	P-B923-18132D							
1 1/8"	E. A.	LOWER	P-B923*18003	P-B923*18016	P-B923-18133E	P-B923-18029E	P-B923-18029F	P-B923-18133F	P-25-18DG6B8S118	P-25-18DG8S118					
	E. A.	UPPER	P-B923*18003	P-B923*18016	P-B923-18133D	P-B923-18029D	P-B923-18029D	P-B923-18133D							
1 1/4"	E. A.	LOWER	P-B923*18004	P-B923*18017	P-B923-18134E	P-B923-18030E	P-B923-18030F	P-B923-18134F	P-25-18DG6B8S114	P-25-18DG8S114					
	E. A.	UPPER	P-B923*18004	P-B923*18017	P-B923-18134D	P-B923-18030D	P-B923-18030D	P-B923-18134D							
1 3/8"	E. A.	LOWER	P-B923*18005	P-B923*18018	P-B923-18135E	P-B923-18031E	P-B923-18031F	P-B923-18135F	P-25-18DG6B8S138	P-25-18DG8S138					
	E. A.	UPPER	P-B923*18005	P-B923*18018	P-B923-18135D	P-B923-18031D	P-B923-18031D	P-B923-18135D							
1 1/2"	E. A.	LOWER	P-B923*18006	P-B923*18019	P-B923-18136E	P-B923-18032E	P-B923-18032F	P-B923-18136F	P-25-18DG6B8S112	P-25-18DG8S112					
	E. A.	UPPER	P-B923*18006	P-B923*18019	P-B923-18136D	P-B923-18032D	P-B923-18032D	P-B923-18136D							
1 5/8"	E. A.	LOWER	P-B923*18007	P-B923*18020	P-B923-18137E	P-B923-18033E	P-B923-18033F	P-B923-18137F	P-25-18DG6B8S158	P-25-18DG8S158					
	E. A.	UPPER	P-B923*18007	P-B923*18020	P-B923-18137D	P-B923-18033D	P-B923-18033D	P-B923-18137D							
1 3/4"	E. A.	LOWER	P-B923*18008	P-B923*18021	P-B923-18138E	P-B923-18034E	P-B923-18034F	P-B923-189138F	P-25-18DG6B8S134	P-25-18DG8S134					
	E. A.	UPPER	P-B923*18008	P-B923*18021	P-B923-18138D	P-B923-18034D	P-B923-18034D	P-B923-18138D							
1 7/8"	E. A.	LOWER	P-B923*18008M	P-B923*18021M	P-B923-18138ME	P-B923-18034ME	P-B923-18034MF	P-B923-189138MF	P-25-18DG6B8S178	P-25-18DG8S178					
	E. A.	UPPER	P-B923*18008M	P-B923*18021M	P-B923-18138MD	P-B923-18034MD	P-B923-18034MD	P-B923-18138MD							
2"	E. A.	LOWER	P-B923*18008M1	P-B923*18021M1	P-B923-18138M1E	P-B923-18034M1E	P-B923-18034M1F	P-B923-18138M1F	P-25-18DG6B8S2	P-25-18DG8S2					
	E. A.	UPPER	P-B923*18008M1	P-B923*18021M1	P-B923-18138M1D	P-B923-18034M1D	P-B923-18034M1D	P-B923-18138M1D							

DELIVERY VARIABLE EQUIPMENT

Easy Aligning Delivery

Deflectors: 6 height 8 Sections - 8 Sections

TRIPLE GOB 3" C.D.										SET REF.CODE FOR 6B8 SECT. TG	SET REF.CODE FOR 8 SECT. TG
DEFLECTORS SELECTION CHART											
MATERIAL: CAST IRON											
QUANTITY: THREE DEFLECTORS (1 LOWER+1 MIDDLE+1 UPPER) PER SECTION REQUIRED											
6B8: SPECIAL 6 SECTIONS MACHINE (BASED ON 8 SECTIONS MACHINE HEIGHT)			MACHINE SECTION								
			1 & 6	2	3	4	5				
8 SECTIONS MACHINE			MACHINE SECTION								
			1 & 8	2 & 7	3	4	5	6			
SIZE	TYPE	POSITION	SINGLE DEFLECTOR REF. CODE								
3/8"	E. A.	LOWER	P-B923*18009M	P-B923*18022M	P-B923-18139ME	P-B923-18035ME	P-B923-18035MF	P-B923-18139MF	P-25- 18TG6B8S38	P-25- 18TG8S38	
	E. A.	MIDDLE	P-B923*18009M	P-B923*18022M	P-B923-18139ME	P-B923-18035ME	P-B923-18035MF	P-B923-18139MF			
	E. A.	UPPER	P-B923*18009M	P-B923*18022M	P-B923-18139MD	P-B923-18035MD	P-B923-18035MD	P-B923-18139MD			
1/2"	E. A.	LOWER	P-B923*18010	P-B923*18023	P-B923-18140E	P-B923-18036E	P-B923-18036F	P-B923-18140F	P-25- 18TG6B8S12	P-25- 18TG8S12	
	E. A.	MIDDLE	P-B923*18010	P-B923*18023	P-B923-18140E	P-B923-18036E	P-B923-18036F	P-B923-18140F			
	E. A.	UPPER	P-B923*18010	P-B923*18023	P-B923-18140D	P-B923-18036D	P-B923-18036D	P-B923-18140D			
5/8"	E. A.	LOWER	P-B923*18011	P-B923*18024	P-B923-18141E	P-B923-18037E	P-B923-18037F	P-B923-18141F	P-25- 18TG6B8S58	P-25- 18TG8S58	
	E. A.	MIDDLE	P-B923*18011	P-B923*18024	P-B923-18141E	P-B923-18037E	P-B923-18037F	P-B923-18141F			
	E. A.	UPPER	P-B923*18011	P-B923*18024	P-B923-18141D	P-B923-18037D	P-B923-18037D	P-B923-18141D			
3/4"	E. A.	LOWER	P-B923*18012	P-B923*18025	P-B923-18142E	P-B923-18038E	P-B923-18038F	P-B923-18142F	P-25- 18TG6B8S34	P-25- 18TG8S34	
	E. A.	MIDDLE	P-B923*18012	P-B923*18025	P-B923-18142E	P-B923-18038E	P-B923-18038F	P-B923-18142F			
	E. A.	UPPER	P-B923*18012	P-B923*18025	P-B923-18142D	P-B923-18038D	P-B923-18038D	P-B923-18142D			
7/8"	E. A.	LOWER	P-B923*18001	P-B923*18014	P-B923-18131E	P-B923-18027E	P-B923-18027F	P-B923-18131F	P-25- 18TG6B8S78	P-25- 18TG8S78	
	E. A.	MIDDLE	P-B923*18001	P-B923*18014	P-B923-18131E	P-B923-18027E	P-B923-18027F	P-B923-18131F			
	E. A.	UPPER	P-B923*18001	P-B923*18014	P-B923-18131D	P-B923-18027D	P-B923-18027D	P-B923-18131D			
1"	E. A.	LOWER	P-B923*18002	P-B923*18015	P-B923-18132E	P-B923-18028E	P-B923-18028F	P-B923-18132F	P-25- 18TG6B8S1	P-25- 18TG8S1	
	E. A.	MIDDLE	P-B923*18002	P-B923*18015	P-B923-18132E	P-B923-18028E	P-B923-18028F	P-B923-18132F			
	E. A.	UPPER	P-B923*18002	P-B923*18015	P-B923-18132D	P-B923-18028D	P-B923-18028D	P-B923-18132D			
1 1/8"	E. A.	LOWER	P-B923*18003	P-B923*18016	P-B923-18133E	P-B923-18029E	P-B923-18029F	P-B923-18133F	P-25- 18TG6B8S118	P-25- 18TG8S118	
	E. A.	MIDDLE	P-B923*18003	P-B923*18016	P-B923-18133E	P-B923-18029E	P-B923-18029F	P-B923-18133F			
	E. A.	UPPER	P-B923*18003	P-B923*18016	P-B923-18133D	P-B923-18029D	P-B923-18029D	P-B923-18133D			
1 1/4"	E. A.	LOWER	P-B923*18004	P-B923*18017	P-B923-18134E	P-B923-18030E	P-B923-18030F	P-B923-18134F	P-25- 18TG6B8S114	P-25- 18TG8S114	
	E. A.	MIDDLE	P-B923*18004	P-B923*18017	P-B923-18134E	P-B923-18030E	P-B923-18030F	P-B923-18134F			
	E. A.	UPPER	P-B923*18004	P-B923*18017	P-B923-18134D	P-B923-18030D	P-B923-18030D	P-B923-18134D			

DELIVERY VARIABLE EQUIPMENT

Easy Aligning Delivery

Deflectors: 6 height 8 Sections - 8 Sections

TRIPLE GOB 3" C.D.										
DEFLECTORS SELECTION CHART									SET REF.CODE FOR 6B8 SECT. TG	SET REF.CODE FOR 8 SECT. TG
MATERIAL: CAST IRON										
QUANTITY: THREE DEFLECTORS (1 LOWER+1 MIDDLE+1 UPPER) PER SECTION REQUIRED										
6B8: SPECIAL 6 SECTIONS MACHINE (BASED ON 8 SECTIONS MACHINE HEIGHT)			MACHINE SECTION							
			1 & 6	2	3	4	5			
8 SECTIONS MACHINE			MACHINE SECTION							
			1 & 8	2 & 7	3	4	5	6		
SIZE	TYPE	POSITION	SINGLE DEFLECTOR REF. CODE							
1 3/8"	E. A.	LOWER	P-B923*18005	P-B923*18018	P-B923-18135E	P-B923-18031E	P-B923-18031F	P-B923-18135F	P-25-18TG6B8S138	P-25-18TG8S138
	E. A.	MIDDLE	P-B923*18005	P-B923*18018	P-B923-18135E	P-B923-18031E	P-B923-18031F	P-B923-18135F		
	E. A.	UPPER	P-B923*18005	P-B923*18018	P-B923-18135D	P-B923-18031D	P-B923-18031D	P-B923-18135D		
1 1/2"	E. A.	LOWER	P-B923*18006	P-B923*18019	P-B923-18136E	P-B923-18032E	P-B923-18032F	P-B923-18136F	P-25-18TG6B8S112	P-25-18TG8S112
	E. A.	MIDDLE	P-B923*18006	P-B923*18019	P-B923-18136E	P-B923-18032E	P-B923-18032F	P-B923-18136F		
	E. A.	UPPER	P-B923*18006	P-B923*18019	P-B923-18136D	P-B923-18032D	P-B923-18032D	P-B923-18136D		
1 5/8"	E. A.	LOWER	P-B923*18007	P-B923*18020	P-B923-18137E	P-B923-18033E	P-B923-18033F	P-B923-18137F	P-25-18TG6B8S158	P-25-18TG8S158
	E. A.	MIDDLE	P-B923*18007	P-B923*18020	P-B923-18137E	P-B923-18033E	P-B923-18033F	P-B923-18137F		
	E. A.	UPPER	P-B923*18007	P-B923*18020	P-B923-18137D	P-B923-18033D	P-B923-18033D	P-B923-18137D		
1 3/4"	E. A.	LOWER	P-B923*18008	P-B923*18021	P-B923-18138E	P-B923-18034E	P-B923-18034F	P-B923-18138F	P-25-18TG6B8S134	P-25-18TG8S134
	E. A.	MIDDLE	P-B923*18008	P-B923*18021	P-B923-18138E	P-B923-18034E	P-B923-18034F	P-B923-18138F		
	E. A.	UPPER	P-B923*18008	P-B923*18021	P-B923-18138D	P-B923-18034D	P-B923-18034D	P-B923-18138D		

DELIVERY VARIABLE EQUIPMENT

Easy Aligning Delivery

Deflectors: 8 height 10 Sections - 10 Sections

SINGLE GOB									
DEFLECTORS SELECTION CHART								SET REF.CODE FOR 8B10 SECT. SG	SET REF.CODE FOR 10 SECT. SG
MATERIAL: CAST IRON									
QUANTITY: ONE DEFLECTOR PER SECTION REQUIRED									
8B10: SPECIAL 8 SECTIONS MACHINE (BASED ON 10 SECTIONS MACHINE HEIGHT)			MACHINE SECTION						
			1 & 8	2 & 7	3 & 4 & 5 & 6				
10 SECTIONS MACHINE			MACHINE SECTION						
			1 & 10	2 & 9	3 & 8	4 & 5 & 6 & 7			
SIZE	TYPE	POSITION	SINGLE DEFLECTOR REF. CODE						
7/8"	NAV	-	P-B923*9346	P-B923*11458	P-B923*9792	P-B923*9527		P-25-8B10ROSG78	P-25-10ROSG78
1"	NAV	-	P-B923*9347	P-B923*11459	P-B923*9793	P-B923*9528		P-25-8B10ROSG1	P-25-10ROSG1
1 1/8"	NAV	-	P-B923*9348	P-B923*11460	P-B923*9794	P-B923*9529		P-25-8B10ROSG118	P-25-10ROSG118
1 1/4"	NAV	-	P-B923*9349	P-B923*11461	P-B923*9795	P-B923*9530		P-25-8B10ROSG114	P-25-10ROSG114
1 3/8"	NAV	-	P-B923*9350	P-B923*11462	P-B923*9796	P-B923*9531		P-25-8B10ROSG138	P-25-10ROSG138
1 1/2"	NAV	-	P-B923*9351	P-B923*11463	P-B923*9797	P-B923*9532		P-25-8B10ROSG112	P-25-10ROSG112
1 5/8"	NAV	-	P-B923*9352	P-B923*11464	P-B923*9798	P-B923*9533		P-25-8B10ROSG158	P-25-10ROSG158
1 3/4"	NAV	-	P-B923*9353	P-B923*11465	P-B923*9799	P-B923*9534		P-25-8B10ROSG134	P-25-10ROSG134
1 7/8"	NAV	-	P-B923*9354	P-B923*11466	P-B923*9800	P-B923*9535		P-25-8B10ROSG178	P-25-10ROSG178
2"	NAV	-	P-B923*9355	P-B923*11467	P-B923*9801	P-B923*9536		P-25-8B10ROSG2	P-25-10ROSG2
2 1/8"	NAV	-	P-B923*9370	P-B923*11468	P-B923*9802	P-B923*9537		P-25-8B10ROSG218	P-25-10ROSG218
2 1/4"	NAV	-	P-B923*9371	P-B923*11469	P-B923*9803	P-B923*9538		P-25-8B10ROSG214	P-25-10ROSG214
2 3/8"	NAV	-	P-B923*9371M	P-B923*11469M	P-B923*9803M	P-B923*12154		P-25-8B10ROSG238	P-25-10ROSG238
2 1/2"	NAV	-	P-B923*9371M1	P-B923*11469M1	P-B923*9803M1	P-B923*12155		P-25-8B10ROSG212	P-25-10ROSG212
2 5/8"	NAV	-	P-B923*9371M3	P-B923*11469M3	P-B923*9803M3	P-B923*12156		P-25-8B10ROSG258	P-25-10ROSG258
2 3/4"	NAV	-	P-B923*9371M2	P-B923*11469M2	P-B923*9803M2	P-B923*12157		P-25-8B10ROSG234	P-25-10ROSG234
2 7/8"	NAV	-	P-B923*9371GR278	P-B923*11469GR278	P-B923*9803GR278	P-B923*12157GR278		P-25-8B10ROSG278	P-25-10ROSG278
3"	NAV	-	P-B923*9371GR3	P-B923*11469GR3	P-B923*9803GR3	P-B923*12157GR3		P-25-8B10ROSG3	P-25-10ROSG3

DELIVERY VARIABLE EQUIPMENT

Easy Aligning Delivery

Deflectors: 8 height 10 Sections - 10 Sections

DOUBLE GOB 3" & 4" 3/8 C.D.												SET REF.CODE FOR 8B10 SECT. DG	SET REF.CODE FOR 10 SECT. DG
DEFLECTORS SELECTION CHART													
MATERIAL: CAST IRON													
QUANTITY: TWO DEFLECTORS (1 LOWER+1 UPPER) PER SECTION REQUIRED													
8B10: SPECIAL 8 SECTIONS MACHINE (BASED ON 10 SECTIONS MACHINE HEIGHT)		MACHINE SECTION											
		1 & 8	2	3	4	5	6	7					
10 SECTIONS MACHINE		MACHINE SECTION											
		1 & 10	2 & 9	3	4	5	6	7	8				
SIZE	TYPE	POSITION	SINGLE DEFLECTOR REF. CODE										
3/8"	E. A.	LOWER	P-B923*18009	P-B923*18022	P-B923-18035E	P-B923-18048G	P-B923-18061G	P-B923-18061H	P-B923-18048H	P-B923-18035F	P-25-18DG8B10S38	P-25-18DG10S38	
	E. A.	UPPER	P-B923*18009	P-B923*18022	P-B923-18035D	P-B923-18048D	P-B923-18061D	P-B923-18061D	P-B923-18048D	P-B923-18035D			
1/2"	E. A.	LOWER	P-B923*18010	P-B923*18023	P-B923-18036E	P-B923-18049G	P-B923-18062G	P-B923-18062H	P-B923-18049H	P-B923-18036F	P-25-18DG8B10S12	P-25-18DG10S12	
	E. A.	UPPER	P-B923*18010	P-B923*18023	P-B923-18036D	P-B923-18049D	P-B923-18062D	P-B923-18062D	P-B923-18049D	P-B923-18036D			
5/8"	E. A.	LOWER	P-B923*18011	P-B923*18024	P-B923-18037E	P-B923-18050G	P-B923-18063G	P-B923-18063H	P-B923-18050H	P-B923-18037F	P-25-18DG8B10S58	P-25-18DG10S58	
	E. A.	UPPER	P-B923*18011	P-B923*18024	P-B923-18037D	P-B923-18050D	P-B923-18063D	P-B923-18063D	P-B923-18050D	P-B923-18037D			
3/4"	E. A.	LOWER	P-B923*18012	P-B923*18025	P-B923-18038E	P-B923-18051G	P-B923-18064G	P-B923-18064H	P-B923-18051H	P-B923-18038F	P-25-18DG8B10S34	P-25-18DG10S34	
	E. A.	UPPER	P-B923*18012	P-B923*18025	P-B923-18038D	P-B923-18051D	P-B923-18064D	P-B923-18064D	P-B923-18051D	P-B923-18038D			
7/8"	E. A.	LOWER	P-B923*18001	P-B923*18014	P-B923-18027E	P-B923-18040G	P-B923-18053G	P-B923-18053H	P-B923-18040H	P-B923-18027F	P-25-18DG8B10S78	P-25-18DG10S78	
	E. A.	UPPER	P-B923*18001	P-B923*18014	P-B923-18027D	P-B923-18040D	P-B923-18053D	P-B923-18053D	P-B923-18040D	P-B923-18027D			
1"	E. A.	LOWER	P-B923*18002	P-B923*18015	P-B923-18028E	P-B923-18041G	P-B923-18054G	P-B923-18054H	P-B923-18041H	P-B923-18028F	P-25-18DG8B10S1	P-25-18DG10S1	
	E. A.	UPPER	P-B923*18002	P-B923*18015	P-B923-18028D	P-B923-18041D	P-B923-18054D	P-B923-18054D	P-B923-18041D	P-B923-18028D			
1 1/8"	E. A.	LOWER	P-B923*18003	P-B923*18016	P-B923-18029E	P-B923-18042G	P-B923-18055G	P-B923-18055H	P-B923-18042H	P-B923-18029F	P-25-18DG8B10S118	P-25-18DG10S118	
	E. A.	UPPER	P-B923*18003	P-B923*18016	P-B923-18029D	P-B923-18042D	P-B923-18055D	P-B923-18055D	P-B923-18042D	P-B923-18029D			
1 1/4"	E. A.	LOWER	P-B923*18004	P-B923*18017	P-B923-18030E	P-B923-18043G	P-B923-18056G	P-B923-18056H	P-B923-18043H	P-B923-18030F	P-25-18DG8B10S114	P-25-18DG10S114	
	E. A.	UPPER	P-B923*18004	P-B923*18017	P-B923-18030D	P-B923-18043D	P-B923-18056D	P-B923-18056D	P-B923-18043D	P-B923-18030D			
1 3/8"	E. A.	LOWER	P-B923*18005	P-B923*18018	P-B923-18031E	P-B923-18044G	P-B923-18057G	P-B923-18057H	P-B923-18044H	P-B923-18031F	P-25-18DG8B10S138	P-25-18DG10S138	
	E. A.	UPPER	P-B923*18005	P-B923*18018	P-B923-18031D	P-B923-18044D	P-B923-18057D	P-B923-18057D	P-B923-18044D	P-B923-18031D			
1 1/2"	E. A.	LOWER	P-B923*18006	P-B923*18019	P-B923-18032E	P-B923-18045G	P-B923-18058G	P-B923-18058H	P-B923-18045H	P-B923-18032F	P-25-18DG8B10S112	P-25-18DG10S112	
	E. A.	UPPER	P-B923*18006	P-B923*18019	P-B923-18032D	P-B923-18045D	P-B923-18058D	P-B923-18058D	P-B923-18045D	P-B923-18032D			
1 5/8"	E. A.	LOWER	P-B923*18007	P-B923*18020	P-B923-18033E	P-B923-18046G	P-B923-18059G	P-B923-18059H	P-B923-18046H	P-B923-18033F	P-25-18DG8B10S158	P-25-18DG10S158	
	E. A.	UPPER	P-B923*18007	P-B923*18020	P-B923-18033D	P-B923-18046D	P-B923-18059D	P-B923-18059D	P-B923-18046D	P-B923-18033D			
1 3/4"	E. A.	LOWER	P-B923*18008	P-B923*18021	P-B923-18034E	P-B923-18047G	P-B923-18060G	P-B923-18060H	P-B923-18047H	P-B923-18034F	P-25-18DG8B10S134	P-25-18DG10S134	
	E. A.	UPPER	P-B923*18008	P-B923*18021	P-B923-18034D	P-B923-18047D	P-B923-18060D	P-B923-18060D	P-B923-18047D	P-B923-18034D			
1 7/8"	E. A.	LOWER	P-B923*18008M	P-B923*18021M	P-B923-18034ME	P-B923-18047MG	P-B923-18060MG	P-B923-18060MH	P-B923-18047MH	P-B923-18034MF	P-25-18DG8B10S178	P-25-18DG10S178	
	E. A.	UPPER	P-B923*18008M	P-B923*18021M	P-B923-18034MD	P-B923-18047MD	P-B923-18060MD	P-B923-18060MD	P-B923-18047MD	P-B923-18034MD			
2"	E. A.	LOWER	P-B923*18008M	P-B923*18021M	P-B923-18034M1E	P-B923-18047M1G	P-B923-18060M1G	P-B923-18060M1H	P-B923-18047M1H	P-B923-18034M1F	P-25-18DG8B10S2	P-25-18DG10S2	
	E. A.	UPPER	P-B923*18008M	P-B923*18021M	P-B923-18034M1D	P-B923-18047M1D	P-B923-18060M1D	P-B923-18060M1D	P-B923-18047M1D	P-B923-18034M1D			

DELIVERY VARIABLE EQUIPMENT

Easy Aligning Delivery

Deflectors: 8 height 10 Sections - 10 Sections

TRIPLE GOB 3" C.D.											SET REF.CODE FOR 6B8 SECT. DG	SET REF.CODE FOR 8 SECT. DG
DEFLECTORS SELECTION CHART												
MATERIAL: CAST IRON												
QUANTITY: THREE DEFLECTORS (1 LOWER+1 MIDDLE+1 UPPER) PER SECTION REQUIRED												
8B10: SPECIAL 8 SECTIONS MACHINE (BASED ON 8 SECTIONS MACHINE HEIGHT)			MACHINE SECTION									
			1 & 8	2 & 7	3	4	5	6				
10 SECTIONS MACHINE			MACHINE SECTION									
			1 & 10	2 & 9	3 & 8	4	5	6	7			
SIZE	TYPE	POSITION	SINGLE DEFLECTOR REF. CODE									
3/8"	E. A.	LOWER	P-B923*18009	P-B923*18022	P-B923-18035D	P-B923-18048G	P-B923-18061G	P-B923-18061H	P-B923-18048H	P-25-18TG8B10S38	P-25-18TG10S38	
	E. A.	MIDDLE	P-B923*18009	P-B923*18022	P-B923-18035D	P-B923-18048G	P-B923-18061G	P-B923-18061H	P-B923-18048H			
	E. A.	UPPER	P-B923*18009	P-B923*18022	P-B923-18035D	P-B923-18048D	P-B923-18061D	P-B923-18061D	P-B923-18048D			
1/2"	E. A.	LOWER	P-B923*18010	P-B923*18023	P-B923-18036D	P-B923-18049G	P-B923-18062G	P-B923-18062H	P-B923-18049H	P-25-18TG8B10S12	P-25-18TG10S12	
	E. A.	MIDDLE	P-B923*18010	P-B923*18023	P-B923-18036D	P-B923-18049G	P-B923-18062G	P-B923-18062H	P-B923-18049H			
	E. A.	UPPER	P-B923*18010	P-B923*18023	P-B923-18036D	P-B923-18049D	P-B923-18062D	P-B923-18062D	P-B923-18049D			
5/8"	E. A.	LOWER	P-B923*18011	P-B923*18024	P-B923-18037D	P-B923-18050G	P-B923-18063G	P-B923-18063H	P-B923-18050H	P-25-18TG8B10S58	P-25-18TG10S58	
	E. A.	MIDDLE	P-B923*18011	P-B923*18024	P-B923-18037D	P-B923-18050G	P-B923-18063G	P-B923-18063H	P-B923-18050H			
	E. A.	UPPER	P-B923*18011	P-B923*18024	P-B923-18037D	P-B923-18050D	P-B923-18063D	P-B923-18063D	P-B923-18050D			
3/4"	E. A.	LOWER	P-B923*18012	P-B923*18025	P-B923-18038D	P-B923-18051G	P-B923-18064G	P-B923-18064H	P-B923-18051H	P-25-18TG8B10S34	P-25-18TG10S34	
	E. A.	MIDDLE	P-B923*18012	P-B923*18025	P-B923-18038D	P-B923-18051G	P-B923-18064G	P-B923-18064H	P-B923-18051H			
	E. A.	UPPER	P-B923*18012	P-B923*18025	P-B923-18038D	P-B923-18051D	P-B923-18064D	P-B923-18064D	P-B923-18051D			
7/8"	E. A.	LOWER	P-B923*18001	P-B923*18014	P-B923-18027D	P-B923-18040G	P-B923-18053G	P-B923-18053H	P-B923-18040H	P-25-18TG8B10S78	P-25-18TG10S78	
	E. A.	MIDDLE	P-B923*18001	P-B923*18014	P-B923-18027D	P-B923-18040G	P-B923-18053G	P-B923-18053H	P-B923-18040H			
	E. A.	UPPER	P-B923*18001	P-B923*18014	P-B923-18027D	P-B923-18040D	P-B923-18053D	P-B923-18053D	P-B923-18040D			
1"	E. A.	LOWER	P-B923*18002	P-B923*18015	P-B923-18028D	P-B923-18041G	P-B923-18054G	P-B923-18054H	P-B923-18041H	P-25-18TG8B10S1	P-25-18TG10S1	
	E. A.	MIDDLE	P-B923*18002	P-B923*18015	P-B923-18028D	P-B923-18041G	P-B923-18054G	P-B923-18054H	P-B923-18041H			
	E. A.	UPPER	P-B923*18002	P-B923*18015	P-B923-18028D	P-B923-18041D	P-B923-18054D	P-B923-18054D	P-B923-18041D			
1 1/8"	E. A.	LOWER	P-B923*18003	P-B923*18016	P-B923-18029D	P-B923-18042G	P-B923-18055G	P-B923-18055H	P-B923-18042H	P-25-18TG8B10S118	P-25-18TG10S118	
	E. A.	MIDDLE	P-B923*18003	P-B923*18016	P-B923-18029D	P-B923-18042G	P-B923-18055G	P-B923-18055H	P-B923-18042H			
	E. A.	UPPER	P-B923*18003	P-B923*18016	P-B923-18029D	P-B923-18042D	P-B923-18055D	P-B923-18055D	P-B923-18042D			
1 1/4"	E. A.	LOWER	P-B923*18004	P-B923*18017	P-B923-18030E	P-B923-18043G	P-B923-18056G	P-B923-18056H	P-B923-18043H	P-25-18TG8B10S114	P-25-18TG10S114	
	E. A.	MIDDLE	P-B923*18004	P-B923*18017	P-B923-18030D	P-B923-18043G	P-B923-18056G	P-B923-18056H	P-B923-18043H			
	E. A.	UPPER	P-B923*18004	P-B923*18017	P-B923-18030D	P-B923-18043D	P-B923-18056D	P-B923-18056D	P-B923-18043D			

DELIVERY VARIABLE EQUIPMENT

Easy Aligning Delivery

Deflectors: 8 height 10 Sections - 10 Sections

TRIPLE GOB 3" C.D.											
DEFLECTORS SELECTION CHART										SET REF.CODE FOR 6B8 SECT. DG	SET REF.CODE FOR 8 SECT. DG
MATERIAL: CAST IRON											
QUANTITY: THREE DEFLECTORS (1 LOWER+1 MIDDLE+1 UPPER) PER SECTION REQUIRED											
8B10: SPECIAL 8 SECTIONS MACHINE (BASED ON 8 SECTIONS MACHINE HEIGHT)			MACHINE SECTION								
			1 & 8	2 & 7	3	4	5	6			
10 SECTIONS MACHINE		MACHINE SECTION									
		1 & 10	2 & 9	3 & 8	4	5	6	7			
SIZE	TYPE	POSITION	SINGLE DEFLECTOR REF. CODE								
1 3/8"	E. A.	LOWER	P-B923*18005	P-B923*18018	P-B923-18031D	P-B923-18044G	P-B923-18057G	P-B923-18057H	P-B923-18044H	P-25-18TG8B10S138	P-25-18TG10S138
	E. A.	MIDDLE	P-B923*18005	P-B923*18018	P-B923-18031D	P-B923-18044G	P-B923-18057G	P-B923-18057H	P-B923-18044H		
	E. A.	UPPER	P-B923*18005	P-B923*18018	P-B923-18031D	P-B923-18044D	P-B923-18057D	P-B923-18057D	P-B923-18044D		
1 1/2"	E. A.	LOWER	P-B923*18006	P-B923*18019	P-B923-18032D	P-B923-18045G	P-B923-18058G	P-B923-18058H	P-B923-18045H	P-25-18TG8B10S112	P-25-18TG10S112
	E. A.	MIDDLE	P-B923*18006	P-B923*18019	P-B923-18032D	P-B923-18045G	P-B923-18058G	P-B923-18058H	P-B923-18045H		
	E. A.	UPPER	P-B923*18006	P-B923*18019	P-B923-18032D	P-B923-18045D	P-B923-18058D	P-B923-18058D	P-B923-18045D		
1 5/8"	E. A.	LOWER	P-B923*18007	P-B923*18020	P-B923-18033D	P-B923-18046G	P-B923-18059G	P-B923-18059H	P-B923-18046H	P-25-18TG8B10S158	P-25-18TG10S158
	E. A.	MIDDLE	P-B923*18007	P-B923*18020	P-B923-18033D	P-B923-18046G	P-B923-18059G	P-B923-18059H	P-B923-18046H		
	E. A.	UPPER	P-B923*18007	P-B923*18020	P-B923-18033D	P-B923-18046D	P-B923-18059D	P-B923-18059D	P-B923-18046D		
1 3/4"	E. A.	LOWER	P-B923*18008	P-B923*18021	P-B923-18034D	P-B923-18047G	P-B923-18060G	P-B923-18060H	P-B923-18047H	P-25-18TG8B10S134	P-25-18TG10S134
	E. A.	MIDDLE	P-B923*18008	P-B923*18021	P-B923-18034D	P-B923-18047G	P-B923-18060G	P-B923-18060H	P-B923-18047H		
	E. A.	UPPER	P-B923*18008	P-B923*18021	P-B923-18034D	P-B923-18047D	P-B923-18060D	P-B923-18060D	P-B923-18047D		

DELIVERY VARIABLE EQUIPMENT

Easy Aligning Delivery

Deflectors: 10 height 12 Sections - 12 Sections

SINGLE GOB											
DEFLECTORS SELECTION CHART										SET REF.CODE FOR 10B12 SECT. SG	SET REF.CODE FOR 12 SECT. SG
MATERIAL: CAST IRON											
QUANTITY: ONE DEFLECTOR PER SECTION REQUIRED											
NOTES: BDF 12 SECTIONS CONSTANT ANGLE DELIVERY IS NOT INTERCHANGEABLE WITH THE CONCURRENT ONES											
10B12: SPECIAL 10 SECTIONS MACHINE (BASED ON 12 SECTIONS MACHINE HEIGHT)			MACHINE SECTION								
			1 & 10	2 & 9	3 & 8	4 & 7	5 & 6				
12 SECTIONS MACHINE			MACHINE SECTION								
			1 & 12	2 & 11	3 & 10	4 & 9	5 & 8	6 & 7			
SIZE	TYPE	POSITION	SINGLE DEFLECTOR REF. CODE								
7/8"	E. A.	-	P-B923*18001	P-B923-18131D	P-B923-18079D	P-B923-18053D	P-B923-18105D	P-B923-18118D	P-25-18SG10B12S78	P-25-18SG12S78	
1"	E. A.	-	P-B923*18002	P-B923-18132D	P-B923-18080D	P-B923-18054D	P-B923-18106D	P-B923-18119D	P-25-18SG10B12S1	P-25-18SG12S1	
1"1/8	E. A.	-	P-B923*18003	P-B923-18133D	P-B923-18081D	P-B923-18055D	P-B923-18107D	P-B923-18120D	P-25-18SG10B12S118	P-25-18SG12S118	
1"1/4	E. A.	-	P-B923*18004	P-B923-18134D	P-B923-18082D	P-B923-18056D	P-B923-18108D	P-B923-18121D	P-25-18SG10B12S114	P-25-18SG12S114	
1"3/8	E. A.	-	P-B923*18005	P-B923-18135D	P-B923-18083D	P-B923-18057D	P-B923-18109D	P-B923-18122D	P-25-18SG10B12S138	P-25-18SG12S138	
1"1/2	E. A.	-	P-B923*18006	P-B923-18136D	P-B923-18084D	P-B923-18058D	P-B923-18110D	P-B923-18123D	P-25-18SG10B12S112	P-25-18SG12S112	
1"5/8	E. A.	-	P-B923*18007	P-B923-18137D	P-B923-18085D	P-B923-18059D	P-B923-18111D	P-B923-18124D	P-25-18SG10B12S158	P-25-18SG12S158	
1"3/4	E. A.	-	P-B923*18008	P-B923-18138D	P-B923-18086D	P-B923-18060D	P-B923-18112D	P-B923-18125D	P-25-18SG10B12S134	P-25-18SG12S134	
1"7/8	E. A.	-	P-B923*18008M	P-B923-18138MD	P-B923-18086MD	P-B923-18060MD	P-B923-18113D	P-B923-18126D	P-25-18SG10B12S178	P-25-18SG12S178	
2"	E. A.	-	P-B923*18008M1	P-B923-18138M1D	P-B923-18086M1D	P-B923-18060M1D	P-B923-18113MD	P-B923-18126MD	P-25-18SG10B12S2	P-25-18SG12S2	

DELIVERY VARIABLE EQUIPMENT

Easy Aligning Delivery

Deflectors: 10 height 12 Sections - 12 Sections

DOUBLE GOB 3" & 4" 3/8 C.D.													
DEFLECTORS SELECTION CHART											SET REF.COD E FOR 10B12 SECT. DG	SET REF.COD E FOR 12 SECT. DG	
MATERIAL: CAST IRON													
QUANTITY: TWO DEFLECTORS (1 LOWER+1 UPPER) PER SECTION REQUIRED													
NOTES: BDF 12 SECTIONS EASY ALIGNING DELIVERY IS NOT INTERCHANGEABLE WITH THE CONCURRENT ONES													
10B12: SPECIAL 10 SECTIONS MACHINE (BASED ON 12 SECTIONS MACHINE HEIGHT)		MACHINE SEC											
		1 & 10	2 & 9	3	4	5	6	7	8				
12 SECTIONS MACHINE		MACHINE SEC											
		1 & 12	2 & 11	3 & 10	4	5	6	7	8	9			
SIZE	TYPE	POSITION	SINGLE DEFLECTOR REF. CODE										
7/8"	E. A.	LOWER	P-B923-18001	P-B923-18131D	P-B923-18079D	P-B923-18053G	P-B923-18105G	P-B923-18118G	P-B923-18118H	P-B923-18105H	P-B923-18053H	P-25-18DG10B12S78	P-25-18DG12S78
	E. A.	UPPER	P-B923*18001	P-B923-18131D	P-B923-18079D	P-B923-18053D	P-B923-18105D	P-B923-18118D	P-B923-18118D	P-B923-18105D	P-B923-18053D		
1"	E. A.	LOWER	P-B923*18002	P-B923-18132D	P-B923-18080D	P-B923-18054G	P-B923-18106G	P-B923-18119G	P-B923-18119H	P-B923-18106H	P-B923-18054H	P-25-18DG10B12S18	P-25-18DG12S18
	E. A.	UPPER	P-B923*18002	P-B923-18132D	P-B923-18080D	P-B923-18054D	P-B923-18106D	P-B923-18119D	P-B923-18119D	P-B923-18106D	P-B923-18054D		
1 1/8"	E. A.	LOWER	P-B923*18003	P-B923-18133D	P-B923-18081D	P-B923-18055G	P-B923-18107G	P-B923-18120G	P-B923-18120H	P-B923-18107H	P-B923-18055H	P-25-18DG10B12S118	P-25-18DG12S118
	E. A.	UPPER	P-B923*18003	P-B923-18133D	P-B923-18081D	P-B923-18055D	P-B923-18107D	P-B923-18120D	P-B923-18120D	P-B923-18107D	P-B923-18055D		
1 1/4"	E. A.	LOWER	P-B923*18004	P-B923-18134D	P-B923-18082D	P-B923-18056G	P-B923-18108G	P-B923-18121G	P-B923-18121H	P-B923-18108H	P-B923-18056H	P-25-18DG10B12S114	P-25-18DG12S114
	E. A.	UPPER	P-B923*18004	P-B923-18134D	P-B923-18082D	P-B923-18056D	P-B923-18108D	P-B923-18121D	P-B923-18121D	P-B923-18108D	P-B923-18056D		
1 3/8"	E. A.	LOWER	P-B923*18005	P-B923-18135D	P-B923-18083D	P-B923-18057G	P-B923-18109G	P-B923-18122G	P-B923-18122H	P-B923-18109H	P-B923-18057H	P-25-18DG10B12S138	P-25-18DG12S138
	E. A.	UPPER	P-B923*18005	P-B923-18135D	P-B923-18083D	P-B923-18057D	P-B923-18109D	P-B923-18122D	P-B923-18122D	P-B923-18109D	P-B923-18057D		
1 1/2"	E. A.	LOWER	P-B923*18006	P-B923-18136D	P-B923-18084D	P-B923-18058G	P-B923-18110G	P-B923-18123G	P-B923-18123H	P-B923-18110H	P-B923-18058H	P-25-18DG10B12S112	P-25-18DG12S112
	E. A.	UPPER	P-B923*18006	P-B923-18136D	P-B923-18084D	P-B923-18058D	P-B923-18110D	P-B923-18123D	P-B923-18123D	P-B923-18110D	P-B923-18058D		
1 5/8"	E. A.	LOWER	P-B923*18007	P-B923-18137D	P-B923-18085D	P-B923-18059G	P-B923-18111G	P-B923-18124G	P-B923-18124H	P-B923-18111H	P-B923-18059H	P-25-18DG10B12S158	P-25-18DG12S158
	E. A.	UPPER	P-B923*18007	P-B923-18137D	P-B923-18085D	P-B923-18059D	P-B923-18111D	P-B923-18124D	P-B923-18124D	P-B923-18111D	P-B923-18059D		
1 3/4"	E. A.	LOWER	P-B923*18008	P-B923-18138D	P-B923-18086D	P-B923-18060G	P-B923-18112G	P-B923-18125G	P-B923-18125H	P-B923-18112H	P-B923-18060H	P-25-18DG10B12S134	P-25-18DG12S134
	E. A.	UPPER	P-B923*18008	P-B923-18138D	P-B923-18086D	P-B923-18060D	P-B923-18112D	P-B923-18125D	P-B923-18125D	P-B923-18112D	P-B923-18060D		
1 7/8"	E. A.	LOWER	P-B923*18008M	P-B923-18138MD	P-B923-18086MD	P-B923-18060MG	P-B923-18113G	P-B923-18126G	P-B923-18126H	P-B923-18113H	P-B923-18060MH	P-25-18DG10B12S178	P-25-18DG12S178
	E. A.	UPPER	P-B923*18008M	P-B923-18138MD	P-B923-18086MD	P-B923-18060MD	P-B923-18113D	P-B923-18126D	P-B923-18126D	P-B923-18113D	P-B923-18060MD		
2"	E. A.	LOWER	P-B923*18008M1	P-B923-18138M1D	P-B923-18086M1D	P-B923-18060M1G	P-B923-18113MG	P-B923-18126MG	P-B923-18126MH	P-B923-18113MH	P-B923-18060M1H	P-25-18DG10B12S2	P-25-18DG12S2
	E. A.	UPPER	P-B923*18008M1	P-B923-18138M1D	P-B923-18086M1D	P-B923-18060M1D	P-B923-18113MD	P-B923-18126MD	P-B923-18126MD	P-B923-18113MD	P-B923-18060M1D		

DELIVERY VARIABLE EQUIPMENT

Easy Aligning Delivery

Deflectors: 10 height 12 Sections - 12 Sections

TRIPLE GOB 3" C.D.												SET REF. CODE FOR 10B12 SECT. TG	SET REF. CODE FOR 12 SECT. TG
DEFLECTORS SELECTION CHART													
MATERIAL: CAST IRON													
QUANTITY: THREE DEFLECTORS (1 LOWER+1 MIDDLE+1 UPPER) PER SECTION REQUIRED													
NOTES: BDF 12 SECTIONS EASY ALIGNING DELIVERY IS NOT INTERCHANGEABLE WITH THE CONCURRENT ONES													
10B12: SPECIAL 10 SECTIONS MACHINE (BASED ON 10 SECTIONS MACHINE HEIGHT)			MACHINE SEC										
			1 & 10	2 & 9	3	4	5	6	7	8			
12 SECTIONS MACHINE			MACHINE SEC										
			1 & 12	2 & 11	3 & 10	4	5	6	7	8	9		
SIZE	TYPE	POSITION	SINGLE DEFLECTOR REF. CODE										
7/8"	E. A.	LOWER	P-B923-18001	P-B923-18131D	P-B923-18079D	P-B923-18053G	P-B923-18105G	P-B923-18118G	P-B923-18118H	P-B923-18105H	P-B923-18053H	P-25-18TG10B12S78	P-25-18TG12S78
	E. A.	MIDDLE	P-B923*18001	P-B923-18131D	P-B923-18079D	P-B923-18053G	P-B923-18105G	P-B923-18118G	P-B923-18118H	P-B923-18105H	P-B923-18053H		
	E. A.	UPPER	P-B923*18001	P-B923-18131D	P-B923-18079D	P-B923-18053D	P-B923-18105D	P-B923-18118D	P-B923-18118D	P-B923-18105D	P-B923-18053D		
1"	E. A.	LOWER	P-B923*18002	P-B923-18132D	P-B923-18080D	P-B923-18054G	P-B923-18106G	P-B923-18119G	P-B923-18119H	P-B923-18106H	P-B923-18054H	P-25-18TG10B12S1	P-25-18TG12S1
	E. A.	MIDDLE	P-B923*18002	P-B923-18132D	P-B923-18080D	P-B923-18054G	P-B923-18106G	P-B923-18119G	P-B923-18119H	P-B923-18106H	P-B923-18054H		
	E. A.	UPPER	P-B923*18002	P-B923-18132D	P-B923-18080D	P-B923-18054D	P-B923-18106D	P-B923-18119D	P-B923-18119D	P-B923-18106D	P-B923-18054D		
1 1/8"	E. A.	LOWER	P-B923*18003	P-B923-18133D	P-B923-18081D	P-B923-18055G	P-B923-18107G	P-B923-18120G	P-B923-18120H	P-B923-18107H	P-B923-18055H	P-25-18TG10B12S118	P-25-18TG12S118
	E. A.	MIDDLE	P-B923*18003	P-B923-18133D	P-B923-18081D	P-B923-18055G	P-B923-18107G	P-B923-18120G	P-B923-18120H	P-B923-18107H	P-B923-18055H		
	E. A.	UPPER	P-B923*18003	P-B923-18133D	P-B923-18081D	P-B923-18055D	P-B923-18107D	P-B923-18120D	P-B923-18120D	P-B923-18107D	P-B923-18055D		
1 1/4"	E. A.	LOWER	P-B923*18004	P-B923-18134D	P-B923-18082D	P-B923-18056G	P-B923-18108G	P-B923-18121G	P-B923-18121H	P-B923-18108H	P-B923-18056H	P-25-18TG10B12S114	P-25-18TG12S114
	E. A.	MIDDLE	P-B923*18004	P-B923-18134D	P-B923-18082D	P-B923-18056G	P-B923-18108G	P-B923-18121G	P-B923-18121H	P-B923-18108H	P-B923-18056H		
	E. A.	UPPER	P-B923*18004	P-B923-18134D	P-B923-18082D	P-B923-18056D	P-B923-18108D	P-B923-18121D	P-B923-18121D	P-B923-18108D	P-B923-18056D		

DELIVERY VARIABLE EQUIPMENT

Easy Aligning Delivery

Deflectors: 10 height 12 Sections - 12 Sections

TRIPLE GOB 3" C.D.												SET REF. CODE FOR 10B12 SECT. TG	SET REF. CODE FOR 12 SECT. TG
DEFLECTORS SELECTION CHART													
MATERIAL: CAST IRON													
QUANTITY: THREE DEFLECTORS (1 LOWER+1 MIDDLE+1 UPPER) PER SECTION REQUIRED													
NOTES: BDF 12 SECTIONS EASY ALIGNING DELIVERY IS NOT INTERCHANGEABLE WITH THE CONCURRENT ONES													
10B12: SPECIAL 10 SECTIONS MACHINE (BASED ON 10 SECTIONS MACHINE HEIGHT)		MACHI NESEC											
		1 & 10	2 & 9	3	4	5	6	7	8				
12 SECTIONS MACHINE		MACHI NESEC											
		1 & 12	2 & 11	3 & 10	4	5	6	7	8	9			
SI ZE	TY PE	PO SITION	SINGLE DEFLECTOR REF. CODE										
1 3/8"	E. A.	LOWER	P-B923*18005	P-B923-18135D	P-B923-18083D	P-B923-18057G	P-B923-18109G	P-B923-18122G	P-B923-18122H	P-B923-18109H	P-B923-18057H	P-25-18TG10B12S138	P-25-18TG12S138
	E. A.	MIDDLE	P-B923*18005	P-B923-18135D	P-B923-18083D	P-B923-18057G	P-B923-18109G	P-B923-18122G	P-B923-18122H	P-B923-18109H	P-B923-18057H		
	E. A.	UPPER	P-B923*18005	P-B923-18135D	P-B923-18083D	P-B923-18057D	P-B923-18109D	P-B923-18122D	P-B923-18122D	P-B923-18109D	P-B923-18057D		
1 1/2"	E. A.	LOWER	P-B923*18006	P-B923-18136D	P-B923-18084D	P-B923-18058G	P-B923-18110G	P-B923-18123G	P-B923-18123H	P-B923-18110H	P-B923-18058H	P-25-18TG10B12S112	P-25-18TG12S112
	E. A.	MIDDLE	P-B923*18006	P-B923-18136D	P-B923-18084D	P-B923-18058G	P-B923-18110G	P-B923-18123G	P-B923-18123H	P-B923-18110H	P-B923-18058H		
	E. A.	UPPER	P-B923*18006	P-B923-18136D	P-B923-18084D	P-B923-18058D	P-B923-18110D	P-B923-18123D	P-B923-18123D	P-B923-18110D	P-B923-18058D		
1 5/8"	E. A.	LOWER	P-B923*18007	P-B923-18137D	P-B923-18085D	P-B923-18059G	P-B923-18111G	P-B923-18124G	P-B923-18124H	P-B923-18111H	P-B923-18059H	P-25-18TG10B12S158	P-25-18TG12S158
	E. A.	MIDDLE	P-B923*18007	P-B923-18137D	P-B923-18085D	P-B923-18059G	P-B923-18111G	P-B923-18124G	P-B923-18124H	P-B923-18111H	P-B923-18059H		
	E. A.	UPPER	P-B923*18007	P-B923-18137D	P-B923-18085D	P-B923-18059D	P-B923-18111D	P-B923-18124D	P-B923-18124D	P-B923-18111D	P-B923-18059D		
1 3/4"	E. A.	LOWER	P-B923*18008	P-B923-18138D	P-B923-18086D	P-B923-18060G	P-B923-18112G	P-B923-18125G	P-B923-18125H	P-B923-18112H	P-B923-18060H	P-25-18TG10B12S134	P-25-18TG12S134
	E. A.	MIDDLE	P-B923*18008	P-B923-18138D	P-B923-18086D	P-B923-18060G	P-B923-18112G	P-B923-18125G	P-B923-18125H	P-B923-18112H	P-B923-18060H		
	E. A.	UPPER	P-B923*18008	P-B923-18138D	P-B923-18086D	P-B923-18060D	P-B923-18112D	P-B923-18125D	P-B923-18125D	P-B923-18112D	P-B923-18060D		

DELIVERY VARIABLE EQUIPMENT

Constant Angle Delivery

Troughs: 8 height 10 Sections - 10 Sections

SINGLE GOB									
TROUGHS SELECTION CHART								SET REF.CODE FOR 8B10 SECT. SG	SET REF.CODE FOR 10 SECT. SG
MATERIAL: CAST IRON									
QUANTITY: ONE TROUGH PER SECTION REQUIRED									
NOTES: BDF 10 SECTIONS CONSTANT ANGLE DELIVERY IS NOT INTERCHANGEABLE WITH THE CONCURRENT ONES									
8B10: SPECIAL 8 SECTIONS MACHINE (BASED ON 10 SECTIONS MACHINE HEIGHT)		MACHINE SECTION							
		1 & 8	2 & 7	3 & 6	4 & 5				
10 SECTIONS MACHINE		MACHINE SECTION							
		1 & 10	2 & 9	3 & 8	4 & 7	5 & 6			
SIZE		L=2250	L=1710	L=1216	L=804	L=550			
GOB DIA METER		SINGLE TROUGH REF. CODE							
MIN (mm) MAX (mm)									
0-2	16	35	P-24-10SCASG02*001	P-24-10SCASG02*002	P-24-10SCASG02*003	P-24-10SCASG02*004	P-24-10SCASG02*005	P-24-8B10SCASG02	P-24-10SCASG02
2 1/2	25,4	41	P-24-10SCASG212*001	P-24-10SCASG212*002	P-24-10SCASG212*003	P-24-10SCASG212*004	P-24-10SCASG212*005	P-24-8B10SCASG212	P-24-10SCASG212
2-3	35	48	P-24-10SCASG23*001	P-24-10SCASG23*002	P-24-10SCASG23*003	P-24-10SCASG23*004	P-24-10SCASG23*005	P-24-8B10SCASG23	P-24-10SCASG23
3-4	48	60	P-24-10SCASG34*001	P-24-10SCASG34*002	P-24-10SCASG34*003	P-24-10SCASG34*004	P-24-10SCASG34*005	P-24-8B10SCASG34	P-24-10SCASG34
4-5	64		P-24-10SCASG45*001	P-24-10SCASG45*002	P-24-10SCASG45*003	P-24-10SCASG45*004	P-24-10SCASG45*005	P-24-8B10SCASG45	P-24-10SCASG45
01	20		P-24-10SCASG01*001	P-24-10SCASG01*002	P-24-10SCASG01*003	P-24-10SCASG01*004	P-24-10SCASG01*005	P-24-8B10SCASG01	P-24-10SCASG01
2 (1 3/8")	35		P-24-10SCASG2*001	P-24-10SCASG2*002	P-24-10SCASG2*003	P-24-10SCASG2*004	P-24-10SCASG2*005	P-24-8B10SCASG2	P-24-10SCASG2
1 5/8"	41,2		P-24-10SCASG158*001	P-24-10SCASG158*002	P-24-10SCASG158*003	P-24-10SCASG158*004	P-24-10SCASG158*005	P-24-8B10SCASG158	P-24-10SCASG158
3 (1 7/8")	48		P-24-10SCASG3*001	P-24-10SCASG3*002	P-24-10SCASG3*003	P-24-10SCASG3*004	P-24-10SCASG3*005	P-24-8B10SCASG3	P-24-10SCASG3
2 1/4"	57		P-24-10SCASG214*001	P-24-10SCASG214*002	P-24-10SCASG214*003	P-24-10SCASG214*004	P-24-10SCASG214*005	P-24-8B10SCASG214	P-24-10SCASG214
4 (2 3/8")	60		P-24-10SCASG4*001	P-24-10SCASG4*002	P-24-10SCASG4*003	P-24-10SCASG4*004	P-24-10SCASG4*005	P-24-8B10SCASG4	P-24-10SCASG4
5 (2 3/4")	70		P-24-10SCASG5*001	P-24-10SCASG5*002	P-24-10SCASG5*003	P-24-10SCASG5*004	P-24-10SCASG5*005	P-24-8B10SCASG5	P-24-10SCASG5

DELIVERY VARIABLE EQUIPMENT

Constant Angle Delivery

Troughs: 8 height 10 Sections - 10 Sections

DOUBLE GOB 3" & 4"3/8 C.D.									
TROUGHS SELECTION CHART								SET REF.CODE FOR 8B10 SECT. DG	SET REF.CODE FOR 10 SECT. DG
MATERIAL: CAST IRON									
QUANTITY: TWO TROUGH PER SECTION REQUIRED									
NOTES: BDF 10 SECTIONS CONSTANT ANGLE DELIVERY IS NOT INTERCHANGEABLE WITH THE CONCURRENT ONES									
8B10: SPECIAL 8 SECTIONS MACHINE (BASED ON 10 SECTIONS MACHINE HEIGHT)		MACHINE SECTION							
		1 & 8	2 & 7	3 & 6	4 & 5				
10 SECTIONS MACHINE		MACHINE SECTION							
		1 & 10	2 & 9	3 & 8	4 & 7	5 & 6			
SIZE		L=2228	L=1676	L=1178	L=761	L=516			
GOB DIA METER		SINGLE TROUGH REF. CODE							
MIN (mm)									
MAX (mm)									
UN. SMALL	9	19	P-24-10SCADGUN*001	P-24-10SCADGUN*002	P-24-10SCADGUN*003	P-24-10SCADGUN*004	P-24-10SCADGUN*005	P-24-8B10SCADGUN	P-24-10SCADGUN
0-2	16	35	P-24-10SCADG02*001	P-24-10SCADG02*002	P-24-10SCADG02*003	P-24-10SCADG02*004	P-24-10SCADG02*005	P-24-8B10SCADG02	P-24-10SCADG02
0-3	16	48	P-24-10SCADG03*001	P-24-10SCADG03*002	P-24-10SCADG03*003	P-24-10SCADG03*004	P-24-10SCADG03*005	P-24-8B10SCADG03	P-24-10SCADG03
2 1/2	25,4	41	P-24-10SCADG212*001	P-24-10SCADG212*002	P-24-10SCADG212*003	P-24-10SCADG212*004	P-24-10SCADG212*005	P-24-8B10SCADG212	P-24-10SCADG212
2-3	35	48	P-24-10SCADG23*001	P-24-10SCADG23*002	P-24-10SCADG23*003	P-24-10SCADG23*004	P-24-10SCADG23*005	P-24-8B10SCADG23	P-24-10SCADG23
3-4	48	60	P-24-10SCADG34*001	P-24-10SCADG34*002	P-24-10SCADG34*003	P-24-10SCADG34*004	P-24-10SCADG34*005	P-24-8B10SCADG34	P-24-10SCADG34
3/8"	10		P-24-10SCADG38*001	P-24-10SCADG38*002	P-24-10SCADG38*003	P-24-10SCADG38*004	P-24-10SCADG38*005	P-24-8B10SCADG38	P-24-10SCADG38
1/2"	12,7		P-24-10SCADG12*001	P-24-10SCADG12*002	P-24-10SCADG12*003	P-24-10SCADG12*004	P-24-10SCADG12*005	P-24-8B10SCADG12	P-24-10SCADG12
5/8"	16		P-24-10SCADG58*001	P-24-10SCADG58*002	P-24-10SCADG58*003	P-24-10SCADG58*004	P-24-10SCADG58*005	P-24-8B10SCADG58	P-24-10SCADG58
0 (3/4")	19		P-24-10SCADG0*001	P-24-10SCADG0*002	P-24-10SCADG0*003	P-24-10SCADG0*004	P-24-10SCADG0*005	P-24-8B10SCADG0	P-24-10SCADG0
01	20		P-24-10SCADG01*001	P-24-10SCADG01*002	P-24-10SCADG01*003	P-24-10SCADG01*004	P-24-10SCADG01*005	P-24-8B10SCADG01	P-24-10SCADG01
1 (7/8")	22		P-24-10SCADG1*001	P-24-10SCADG1*002	P-24-10SCADG1*003	P-24-10SCADG1*004	P-24-10SCADG1*005	P-24-8B10SCADG1	P-24-10SCADG1
1"	25,4		P-24-10SCADG1A*001	P-24-10SCADG1A*002	P-24-10SCADG1A*003	P-24-10SCADG1A*004	P-24-10SCADG1A*005	P-24-8B10SCADG1A	P-24-10SCADG1A
2 (1 3/8")	35		P-24-10SCADG2*001	P-24-10SCADG2*002	P-24-10SCADG2*003	P-24-10SCADG2*004	P-24-10SCADG2*005	P-24-8B10SCADG2	P-24-10SCADG2
3 (1 7/8")	48		P-24-10SCADG3*001	P-24-10SCADG3*002	P-24-10SCADG3*003	P-24-10SCADG3*004	P-24-10SCADG3*005	P-24-8B10SCADG3	P-24-10SCADG3
3,5 (2 1/8")	54		P-24-10SCADG218*001	P-24-10SCADG218*002	P-24-10SCADG218*003	P-24-10SCADG218*004	P-24-10SCADG218*005	P-24-8B10SCADG218	P-24-10SCADG218

DELIVERY VARIABLE EQUIPMENT

Constant Angle Delivery

Troughs: 8 height 10 Sections - 10 Sections

TRIPLE GOB 3" C.D.											
TROUGHS SELECTION CHART											
MATERIAL: CAST IRON											
QUANTITY: THREE TROUGHES PER SECTION REQUIRED											
NOTES: BDF 10 SECTIONS CONSTANT ANGLE DELIVERY IS NOT INTERCHANGEABLE WITH THE CONCURRENT ONES											
8B10: SPECIAL 8 SECTIONS MACHINE (BASED ON 10 SECTIONS MACHINE HEIGHT)			MACHINE SECTION							SET REF.CODE FOR 8B10 SECT. TG	SET REF.CODE FOR 10 SECT. TG
			1 & 8	2 & 7	3 & 6	4 & 5					
10 SECTIONS MACHINE		MACHINE SECTION									
		1 & 10	2 & 9	3 & 8	4 & 7	5 & 6					
SI ZE	GOB DIA METER		L=2165	L=1625	L=1129	L=717	L=460				
	MIN. (mm)	MAX (mm)	SINGLE TROUGH REF. CODE								
UN. SMA LL	16	28	P-24-10SCATGUN*001	P-24-10SCATGUN*002	P-24-10SCATGUN*003	P-24-10SCATGUN*004	P-24-10SCATGUN*005	P-24-8B10SCATGUN	P-24-10SCATGUN		
0-2	16	35	P-24-10SCATG02*001	P-24-10SCATG02*002	P-24-10SCATG02*003	P-24-10SCATG02*004	P-24-10SCATG02*005	P-24-8B10SCATG02	P-24-10SCATG02		
0-3	16	48	P-24-10SCATG03*001	P-24-10SCATG03*002	P-24-10SCATG03*003	P-24-10SCATG03*004	P-24-10SCATG03*005	P-24-8B10SCATG03	P-24-10SCATG03		
2 1/2	25.4	41	P-24-10SCATG212*001	P-24-10SCATG212*002	P-24-10SCATG212*003	P-24-10SCATG212*004	P-24-10SCATG212*005	P-24-8B10SCATG212	P-24-10SCATG212		
2-3	35	48	P-24-10SCATG23*001	P-24-10SCATG23*002	P-24-10SCATG23*003	P-24-10SCATG23*004	P-24-10SCATG23*005	P-24-8B10SCATG23	P-24-10SCATG23		
0 (3/4")	19		P-24-10SCATG0*001	P-24-10SCATG0*002	P-24-10SCATG0*003	P-24-10SCATG0*004	P-24-10SCATG0*005	P-24-8B10SCATG0	P-24-10SCATG0		
1 (7/8")	22		P-24-10SCATG1*001	P-24-10SCATG1*002	P-24-10SCATG1*003	P-24-10SCATG1*004	P-24-10SCATG1*005	P-24-8B10SCATG1	P-24-10SCATG1		
2 (1 3/8")	35		P-24-10SCATG2*001	P-24-10SCATG2*002	P-24-10SCATG2*003	P-24-10SCATG2*004	P-24-10SCATG2*005	P-24-8B10SCATG2	P-24-10SCATG2		

DELIVERY VARIABLE EQUIPMENT

Constant Angle Delivery

Troughs: 10 height 12 Sections - 12 Sections

SINGLE GOB												
TROUGHS SELECTION CHART										SET REF.CODE FOR 10B12 SECT. SG	SET REF.CODE FOR 12 SECT. SG	
MATERIAL: CAST IRON												
QUANTITY: ONE TROUGH PER SECTION REQUIRED												
NOTES: BDF 12 SECTIONS CONSTANT ANGLE DELIVERY IS NOT INTERCHANGEABLE WITH THE CONCURRENT ONES												
10B12: SPECIAL 10 SECTIONS MACHINE (BASED ON 12 SECTIONS MACHINE HEIGHT)			MACHINE SECTION									
			1 & 10	2 & 9	3 & 8	4 & 7	5 & 6					
12 SECTIONS MACHINE			MACHINE SECTION									
			1 & 12	2 & 11	3 & 10	4 & 9	5 & 8	6 & 7				
SIZE	GOB DIAMETER		L= n.a.	L= n.a.	L= n.a.	L= n.a.	L= n.a.	L= n.a.				
	MIN. (mm)	MAX (mm)	SINGLE TROUGH REF. CODE									
0-2	16	35	P-24-12SCASG02*001	P-24-12SCASG02*002	P-24-12SCASG02*003	P-24-12SCASG02*004	P-24-12SCASG02*005	P-24-12SCASG02*006	P-24-10B12SCASG02	P-24-12SCASG02		
2 1/2	25,4	41	P-24-12SCASG212*001	P-24-12SCASG212*002	P-24-12SCASG212*003	P-24-12SCASG212*004	P-24-12SCASG212*005	P-24-12SCASG212*006	P-24-10B12SCASG212	P-24-12SCASG212		
2-3	35	48	P-24-12SCASG23*001	P-24-12SCASG23*002	P-24-12SCASG23*003	P-24-12SCASG23*004	P-24-12SCASG23*005	P-24-12SCASG23*006	P-24-10B12SCASG23	P-24-12SCASG23		
3-4	48	60	P-24-12SCASG34*001	P-24-12SCASG34*002	P-24-12SCASG34*003	P-24-12SCASG34*004	P-24-12SCASG34*005	P-24-12SCASG34*006	P-24-10B12SCASG34	P-24-12SCASG34		
4-5	64		not available	P-24-12SCASG45*002	P-24-12SCASG45*003	P-24-12SCASG45*004	P-24-12SCASG45*005	P-24-12SCASG45*006	P-24-10B12SCASG45	not available		
2 (1 3/8")	35		P-24-12SCASG2*001	P-24-12SCASG2*002	P-24-12SCASG2*003	P-24-12SCASG2*004	P-24-12SCASG2*005	P-24-12SCASG2*006	P-24-10B12SCASG2	P-24-12SCASG2		
3 (1 7/8")	48		P-24-12SCASG3*001	P-24-12SCASG3*002	P-24-12SCASG3*003	P-24-12SCASG3*004	P-24-12SCASG3*005	P-24-12SCASG3*006	P-24-10B12SCASG3	P-24-12SCASG3		
4 (2 3/8")	60		P-24-12SCASG4*001	P-24-12SCASG4*002	P-24-12SCASG4*003	P-24-12SCASG4*004	P-24-12SCASG4*005	P-24-12SCASG4*006	P-24-10B12SCASG4	P-24-12SCASG4		
5 (2 3/4")	70		not available	P-24-12SCASG5*002	P-24-12SCASG5*003	P-24-12SCASG5*004	P-24-12SCASG5*005	P-24-12SCASG5*006	P-24-10B12SCASG5	not available		

DELIVERY VARIABLE EQUIPMENT

Constant Angle Delivery

Troughs: 10 height 12 Sections - 12 Sections

DOUBLE GOB 3" & 4"3/8 C.D.											
TROUGHS SELECTION CHART										SET REF.CODE FOR 10B12 SECT. DG	SET REF.CODE FOR 12 SECT. DG
MATERIAL: CAST IRON											
QUANTITY: TWO TROUGHES PER SECTION REQUIRED											
NOTES: BDF 12 SECTIONS CONSTANT ANGLE DELIVERY IS NOT INTERCHANGEABLE WITH THE CONCURRENT ONES											
10B12: SPECIAL 10 SECTIONS MACHINE (BASED ON 12 SECTIONS MACHINE HEIGHT)			MACHINE SECTION								
			1 & 10	2 & 9	3 & 8	4 & 7	5 & 6				
12 SECTIONS MACHINE			MACHINE SECTION								
			1 & 12	2 & 11	3 & 10	4 & 9	5 & 8	6 & 7			
SIZE	GOB DIAMETER		L=2850	L=2310	L=1790	L=1320	L=950	L=740			
	MIN (mm)	MAX (mm)	SINGLE TROUGH REF. CODE								
0-2	16	35	P-24-12SCADG02*001	P-24-12SCADG02*002	P-24-12SCADG02*003	P-24-12SCADG02*004	P-24-12SCADG02*005	P-24-12SCADG02*006	P-24-10B12SCADG02	P-24-12SCADG02	
2 1/2	25,4	41	P-24-12SCADG212*001	P-24-12SCADG212*002	P-24-12SCADG212*003	P-24-12SCADG212*004	P-24-12SCADG212*005	P-24-12SCADG212*006	P-24-10B12SCADG212	P-24-12SCADG212	
2-3	35	48	P-24-12SCADG23*001	P-24-12SCADG23*002	P-24-12SCADG23*003	P-24-12SCADG23*004	P-24-12SCADG23*005	P-24-12SCADG23*006	P-24-10B12SCADG23	P-24-12SCADG23	
3-4	48	60	not available	P-24-12SCADG34*002	P-24-12SCADG34*003	P-24-12SCADG34*004	P-24-12SCADG34*005	P-24-12SCADG34*006	P-24-10B12SCADG34	not available	
1 1/8"	28,6		P-24-12SCADG118*001	P-24-12SCADG118*002	P-24-12SCADG118*003	P-24-12SCADG118*004	P-24-12SCADG118*005	P-24-12SCADG118*006	P-24-10B12SCADG118	P-24-12SCADG118	
2 (1 3/8")	35		P-24-12SCADG2*001	P-24-12SCADG2*002	P-24-12SCADG2*003	P-24-12SCADG2*004	P-24-12SCADG2*005	P-24-12SCADG2*006	P-24-10B12SCADG2	P-24-12SCADG2	
3 (1 7/8")	48		P-24-12SCADG3*001	P-24-12SCADG3*002	P-24-12SCADG3*003	P-24-12SCADG3*004	P-24-12SCADG3*005	P-24-12SCADG3*006	P-24-10B12SCADG3	P-24-12SCADG3	
3,5 (2 1/8")	54		P-24-12SCADG218*001	P-24-12SCADG218*002	P-24-12SCADG218*003	P-24-12SCADG218*004	P-24-12SCADG218*005	P-24-12SCADG218*006	P-24-10B12SCADG218	P-24-12SCADG218	
4 (2 3/8")	60		not available	P-24-12SCADG4*002	P-24-12SCADG4*003	P-24-12SCADG4*004	P-24-12SCADG4*005	P-24-12SCADG4*006	P-24-10B12SCADG4	not available	

DELIVERY VARIABLE EQUIPMENT

Constant Angle Delivery

Troughs: 10 height 12 Sections - 12 Sections

TRIPLE GOB 3" C.D.										
TROUGHS SELECTION CHART									SET REF.CODE FOR 10B12 SECT. TG	SET REF.CODE FOR 12 SECT. TG
MATERIAL: CAST IRON										
QUANTITY: THREE TROUGHES PER SECTION REQUIRED										
NOTES: BDF 12 SECTIONS CONSTANT ANGLE DELIVERY IS NOT INTERCHANGEABLE WITH THE CONCURRENT ONES										
10B12: SPECIAL 10 SECTIONS MACHINE (BASED ON 12 SECTIONS MACHINE HEIGHT)			MACHINE SECTION							
			1 & 10	2 & 9	3 & 8	4 & 7	5 & 6			
12 SECTIONS MACHINE			MACHINE SECTION							
			1 & 12	2 & 11	3 & 10	4 & 9	5 & 8	6 & 7		
SIZE	GOB DIAMETER		L=2830	L=2290	L=1770	L=1310	L=940	L=730		
	MIN. (mm)	MAX. (mm)	SINGLE TROUGH REF. CODE							
0-2	16	35	P-24-12SCATG02*001	P-24-12SCATG02*002	P-24-12SCATG02*003	P-24-12SCATG02*004	P-24-12SCATG02*005	P-24-12SCATG02*006	P-24-10B12SCATG02	P-24-12SCATG02
2 1/2	25,4	41	P-24-12SCATG212*001	P-24-12SCATG212*002	P-24-12SCATG212*003	P-24-12SCATG212*004	P-24-12SCATG212*005	P-24-12SCATG212*006	P-24-10B12SCATG212	P-24-12SCATG212
2-3	35	48	P-24-12SCATG23*001	P-24-12SCATG23*002	P-24-12SCATG23*003	P-24-12SCATG23*004	P-24-12SCATG23*005	P-24-12SCATG23*006	P-24-10B12SCATG23	P-24-12SCATG23
1 1/8"	28,6		P-24-12SCATG118*001	P-24-12SCATG118*002	P-24-12SCATG118*003	P-24-12SCATG118*004	P-24-12SCATG118*005	P-24-12SCATG118*006	P-24-10B12SCATG118	P-24-12SCATG118
2 (1 3/8")	35		P-24-12SCATG2*001	P-24-12SCATG2*002	P-24-12SCATG2*003	P-24-12SCATG2*004	P-24-12SCATG2*005	P-24-12SCATG2*006	P-24-10B12SCATG2	P-24-12SCATG2

DELIVERY VARIABLE EQUIPMENT

Constant Angle Delivery

Deflectors: 8 height 10 Sections - 10 Sections

SINGLE GOB												
DEFLECTORS SELECTION CHART										SET REF.CODE FOR 8B10 SECT. SG	SET REF.CODE FOR 10 SECT. SG	
MATERIAL: CAST IRON												
QUANTITY: ONE DEFLECTOR PER SECTION REQUIRED												
NOTES: BDF 10 SECTIONS CONSTANT ANGLE DELIVERY IS NOT INTERCHANGEABLE WITH THE CONCURRENT ONES												
8B10: SPECIAL 8 SECTIONS MACHINE (BASED ON 10 SECTIONS MACHINE HEIGHT)			MACHINE SECTION									
			1 & 8	2 & 7	3 & 6	4 & 5						
10 SECTIONS MACHINE			MACHINE SECTION									
			1 & 10	2 & 9	3 & 8	3 & 6	4 & 5					
SIZE	TYPE	POSITION	SINGLE DEFLECTOR REF. CODE									
3/8"	C.A.	-	P-25-SG38*001D	P-25-SG38*002D	P-25-SG38*003D	P-25-SG38*004D	P-25-SG38*005D	P-25-8B10SCASG38	P-25-10SCASG38			
1/2"	C.A.	-	P-25-SG12*001D	P-25-SG12*002D	P-25-SG12*003D	P-25-SG12*004D	P-25-SG12*005D	P-25-8B10SCASG12	P-25-10SCASG12			
9/16"	C.A.	-	P-25-SG916*001D	P-25-SG916*002D	P-25-SG916*003D	P-25-SG916*004D	P-25-SG916*005D	P-25-8B10SCASG916	P-25-10SCASG916			
5/8"	C.A.	-	P-25-SG58*001D	P-25-SG58*002D	P-25-SG58*003D	P-25-SG58*004D	P-25-SG58*005D	P-25-8B10SCASG58	P-25-10SCASG58			
3/4"	C.A.	-	P-25-SG34*001D	P-25-SG34*002D	P-25-SG34*003D	P-25-SG34*004D	P-25-SG34*005D	P-25-8B10SCASG34	P-25-10SCASG34			
7/8"	C.A.	-	P-25-SG78*001D	P-25-SG78*002D	P-25-SG78*003D	P-25-SG78*004D	P-25-SG78*005D	P-25-8B10SCASG78	P-25-10SCASG78			
1"	C.A.	-	P-25-SG1*001D	P-25-SG1*002D	P-25-SG1*003D	P-25-SG1*004D	P-25-SG1*005D	P-25-8B10SCASG1	P-25-10SCASG1			
1 1/8"	C.A.	-	P-25-SG118*001D	P-25-SG118*002D	P-25-SG118*003D	P-25-SG118*004D	P-25-SG118*005D	P-25-8B10SCASG118	P-25-10SCASG118			
1 1/4"	C.A.	-	P-25-SG114*001D	P-25-SG114*002D	P-25-SG114*003D	P-25-SG114*004D	P-25-SG114*005D	P-25-8B10SCASG114	P-25-10SCASG114			
1 3/8"	C.A.	-	P-25-SG138*001D	P-25-SG138*002D	P-25-SG138*003D	P-25-SG138*004D	P-25-SG138*005D	P-25-8B10SCASG138	P-25-10SCASG138			
1 1/2"	C.A.	-	P-25-SG112*001D	P-25-SG112*002D	P-25-SG112*003D	P-25-SG112*004D	P-25-SG112*005D	P-25-8B10SCASG112	P-25-10SCASG112			
1 5/8"	C.A.	-	P-25-SG158*001D	P-25-SG158*002D	P-25-SG158*003D	P-25-SG158*004D	P-25-SG158*005D	P-25-8B10SCASG158	P-25-10SCASG158			
1 3/4"	C.A.	-	P-25-SG134*001D	P-25-SG134*002D	P-25-SG134*003D	P-25-SG134*004D	P-25-SG134*005D	P-25-8B10SCASG134	P-25-10SCASG134			
1 7/8"	C.A.	-	P-25-SG178*001D	P-25-SG178*002D	P-25-SG178*003D	P-25-SG178*004D	P-25-SG178*005D	P-25-8B10SCASG178	P-25-10SCASG178			
2"	C.A.	-	P-25-SG2*001D	P-25-SG2*002D	P-25-SG2*003D	P-25-SG2*004D	P-25-SG2*005D	P-25-8B10SCASG2	P-25-10SCASG2			
2 1/8"	C.A.	-	P-25-SG218*001D	P-25-SG218*002D	P-25-SG218*003D	P-25-SG218*004D	P-25-SG218*005D	P-25-8B10SCASG218	P-25-10SCASG218			
2 1/4"	C.A.	-	P-25-SG214*001D	P-25-SG214*002D	P-25-SG214*003D	P-25-SG214*004D	P-25-SG214*005D	P-25-8B10SCASG214	P-25-10SCASG214			
2 3/8"	C.A.	-	P-25-SG238*001D	P-25-SG238*002D	P-25-SG238*003D	P-25-SG238*004D	P-25-SG238*005D	P-25-8B10SCASG238	P-25-10SCASG238			
2 1/2"	C.A.	-	P-25-SG212*001D	P-25-SG212*002D	P-25-SG212*003D	P-25-SG212*004D	P-25-SG212*005D	P-25-8B10SCASG212	P-25-10SCASG212			
2 5/8"	C.A.	-	P-25-SG258*001D	P-25-SG258*002D	P-25-SG258*003D	P-25-SG258*004D	P-25-SG258*005D	P-25-8B10SCASG258	P-25-10SCASG258			
2 3/4"	C.A.	-	P-25-SG234*001D	P-25-SG234*002D	P-25-SG234*003D	P-25-SG234*004D	P-25-SG234*005D	P-25-8B10SCASG234	P-25-10SCASG234			
2 7/8"	C.A.	-	P-25-SG278*001D	P-25-SG278*002D	P-25-SG278*003D	P-25-SG278*004D	P-25-SG278*005D	P-25-8B10SCASG278	P-25-10SCASG278			
3"	C.A.	-	P-25-SG3*001D	P-25-SG3*002D	P-25-SG3*003D	P-25-SG3*004D	P-25-SG3*005D	P-25-8B10SCASG3	P-25-10SCASG3			

DELIVERY VARIABLE EQUIPMENT

Constant Angle Delivery

Deflectors: 8 height 10 Sections - 10 Sections

DOUBLE GOB 3" & 4" 3/8 C.D.												
DEFLECTORS SELECTION CHART										SET REF.CODE FOR 8B10 SECT. DG	SET REF.CODE FOR 10 SECT. DG	
MATERIAL: CAST IRON												
QUANTITY: TWO DEFLECTORS (1 LOWER+1 UPPER) PER SECTION REQUIRED												
NOTES: BDF 10 SECTIONS CONSTANT ANGLE DELIVERY IS NOT INTERCHANGEABLE WITH THE CONCURRENT ONES												
8B10: SPECIAL 8 SECTIONS MACHINE (BASED ON 10 SECTIONS MACHINE HEIGHT)		MACHINE SECTION										
		1 & 8	2	3	4	5	6	7				
10 SECTIONS MACHINE		MACHINE SECTION										
		1 & 10	2 & 9	3	4	5	6	7	8			
SIZE	TYPE	POSITION	SINGLE DEFLECTOR REF. CODE									
3/8"	C.A.	LOWER	P-25-SG38*001	P-25-SG38*002D	P-25-SG38*003E	P-25-SG38*004E	P-25-SG38*005E	P-25-SG38*005F	P-25-SG38*004F	P-25-SG38*003F	P-25-8B10SCADG38	P-25-10SCADG38
	C.A.	UPPER	P-25-SG38*001	P-25-SG38*002D	P-25-SG38*003D	P-25-SG38*004D	P-25-SG38*005D	P-25-SG38*005D	P-25-SG38*004D	P-25-SG38*003D		
1/2"	C.A.	LOWER	P-25-SG12*001	P-25-SG12*002D	P-25-SG12*003E	P-25-SG12*004E	P-25-SG12*005E	P-25-SG12*005F	P-25-SG12*004F	P-25-SG12*003F	P-25-8B10SCADG12	P-25-10SCADG12
	C.A.	UPPER	P-25-SG12*001	P-25-SG12*002D	P-25-SG12*003D	P-25-SG12*004D	P-25-SG12*005D	P-25-SG12*005D	P-25-SG12*004D	P-25-SG12*003D		
9/16"	C.A.	LOWER	P-25-SG916*001	P-25-SG916*002D	P-25-SG916*003E	P-25-SG916*004E	P-25-SG916*005E	P-25-SG916*005F	P-25-SG916*004F	P-25-SG916*003F	P-25-8B10SCADG916	P-25-10SCADG916
	C.A.	UPPER	P-25-SG916*001	P-25-SG916*002D	P-25-SG916*003D	P-25-SG916*004D	P-25-SG916*005D	P-25-SG916*005D	P-25-SG916*004D	P-25-SG916*003D		
5/8"	C.A.	LOWER	P-25-SG58*001	P-25-SG58*002D	P-25-SG58*003E	P-25-SG58*004E	P-25-SG58*005E	P-25-SG58*005F	P-25-SG58*004F	P-25-SG58*003F	P-25-8B10SCADG58	P-25-10SCADG58
	C.A.	UPPER	P-25-SG58*001	P-25-SG58*002D	P-25-SG58*003D	P-25-SG58*004D	P-25-SG58*005D	P-25-SG58*005D	P-25-SG58*004D	P-25-SG58*003D		
3/4"	C.A.	LOWER	P-25-SG34*001	P-25-SG34*002D	P-25-SG34*003E	P-25-SG34*004E	P-25-SG34*005E	P-25-SG34*005F	P-25-SG34*004F	P-25-SG34*003F	P-25-8B10SCADG34	P-25-10SCADG34
	C.A.	UPPER	P-25-SG34*001	P-25-SG34*002D	P-25-SG34*003D	P-25-SG34*004D	P-25-SG34*005D	P-25-SG34*005D	P-25-SG34*004D	P-25-SG34*003D		
7/8"	C.A.	LOWER	P-25-SG78*001	P-25-SG78*002D	P-25-SG78*003E	P-25-SG78*004E	P-25-SG78*005E	P-25-SG78*005F	P-25-SG78*004F	P-25-SG78*003F	P-25-8B10SCADG78	P-25-10SCADG78
	C.A.	UPPER	P-25-SG78*001	P-25-SG78*002D	P-25-SG78*003D	P-25-SG78*004D	P-25-SG78*005D	P-25-SG78*005D	P-25-SG78*004D	P-25-SG78*003D		
1"	C.A.	LOWER	P-25-SG1*001	P-25-SG1*002D	P-25-SG1*003E	P-25-SG1*004E	P-25-SG1*005E	P-25-SG1*005F	P-25-SG1*004F	P-25-SG1*003F	P-25-8B10SCADG1	P-25-10SCADG1
	C.A.	UPPER	P-25-SG1*001	P-25-SG1*002D	P-25-SG1*003D	P-25-SG1*004D	P-25-SG1*005D	P-25-SG1*005D	P-25-SG1*004D	P-25-SG1*003D		
1 1/8"	C.A.	LOWER	P-25-SG118*001	P-25-SG118*002D	P-25-SG118*003E	P-25-SG118*004E	P-25-SG118*005E	P-25-SG118*005F	P-25-SG118*004F	P-25-SG118*003F	P-25-8B10SCADG118	P-25-10SCADG118
	C.A.	UPPER	P-25-SG118*001	P-25-SG118*002D	P-25-SG118*003D	P-25-SG118*004D	P-25-SG118*005D	P-25-SG118*005D	P-25-SG118*004D	P-25-SG118*003D		
1 1/4"	C.A.	LOWER	P-25-SG114*001	P-25-SG114*002D	P-25-SG114*003E	P-25-SG114*004E	P-25-SG114*005E	P-25-SG114*005F	P-25-SG114*004F	P-25-SG114*003F	P-25-8B10SCADG114	P-25-10SCADG114
	C.A.	UPPER	P-25-SG114*001	P-25-SG114*002D	P-25-SG114*003D	P-25-SG114*004D	P-25-SG114*005D	P-25-SG114*005D	P-25-SG114*004D	P-25-SG114*003D		
1 3/8"	C.A.	LOWER	P-25-SG138*001	P-25-SG138*002D	P-25-SG138*003E	P-25-SG138*004E	P-25-SG138*005E	P-25-SG138*005F	P-25-SG138*004F	P-25-SG138*003F	P-25-8B10SCADG138	P-25-10SCADG138
	C.A.	UPPER	P-25-SG138*001	P-25-SG138*002D	P-25-SG138*003D	P-25-SG138*004D	P-25-SG138*005D	P-25-SG138*005D	P-25-SG138*004D	P-25-SG138*003D		
1 1/2"	C.A.	LOWER	P-25-SG112*001	P-25-SG112*002D	P-25-SG112*003E	P-25-SG112*004E	P-25-SG112*005E	P-25-SG112*005F	P-25-SG112*004F	P-25-SG112*003F	P-25-8B10SCADG112	P-25-10SCADG112
	C.A.	UPPER	P-25-SG112*001	P-25-SG112*002D	P-25-SG112*003D	P-25-SG112*004D	P-25-SG112*005D	P-25-SG112*005D	P-25-SG112*004D	P-25-SG112*003D		
1 5/8"	C.A.	LOWER	P-25-SG158*001	P-25-SG158*002D	P-25-SG158*003E	P-25-SG158*004E	P-25-SG158*005E	P-25-SG158*005F	P-25-SG158*004F	P-25-SG158*003F	P-25-8B10SCADG158	P-25-10SCADG158
	C.A.	UPPER	P-25-SG158*001	P-25-SG158*002D	P-25-SG158*003D	P-25-SG158*004D	P-25-SG158*005D	P-25-SG158*005D	P-25-SG158*004D	P-25-SG158*003D		

DELIVERY VARIABLE EQUIPMENT

Constant Angle Delivery

Deflectors: 8 height 10 Sections - 10 Sections

DOUBLE GOB 3" & 4"3/8 C.D.													
DEFLECTORS SELECTION CHART										SET REF.CODE FOR 8B10 SECT. DG	SET REF.CODE FOR 10 SECT. DG		
MATERIAL: CAST IRON													
QUANTITY: TWO DEFLECTORS (1 LOWER+1 UPPER) PER SECTION REQUIRED													
NOTES: BDF 10 SECTIONS CONSTANT ANGLE DELIVERY IS NOT INTERCHANGEABLE WITH THE CONCURRENT ONES													
8B10: SPECIAL 8 SECTIONS MACHINE (BASED ON 10 SECTIONS MACHINE HEIGHT)		MACHINE SECTION											
		1 & 8	2	3	4	5	6	7					
10 SECTIONS MACHINE		MACHINE SECTION											
		1 & 10	2 & 9	3	4	5	6	7	8				
SIZE	TYPE	POSITION	SINGLE DEFLECTOR REF. CODE										
1"3/4	C.A.	LOWER	P-25-SG134*001	P-25-SG134*002D	P-25-SG134*003E	P-25-SG134*004E	P-25-SG134*005E	P-25-SG134*005F	P-25-SG134*004F	P-25-SG134*003F	P-25-8B10SCADG134	P-25-10SCADG134	
	C.A.	UPPER	P-25-SG134*001	P-25-SG134*002D	P-25-SG134*003D	P-25-SG134*004D	P-25-SG134*005D	P-25-SG134*005D	P-25-SG134*004D	P-25-SG134*003D			
1"7/8	C.A.	LOWER	P-25-SG178*001	P-25-SG178*002D	P-25-SG178*003E	P-25-SG178*004E	P-25-SG178*005E	P-25-SG178*005F	P-25-SG178*004F	P-25-SG178*003F	P-25-8B10SCADG178	P-25-10SCADG178	
	C.A.	UPPER	P-25-SG178*001	P-25-SG178*002D	P-25-SG178*003D	P-25-SG178*004D	P-25-SG178*005D	P-25-SG178*005D	P-25-SG178*004D	P-25-SG178*003D			
2"	C.A.	LOWER	P-25-SG2*001	P-25-SG2*002D	P-25-SG2*003E	P-25-SG2*004E	P-25-SG2*005E	P-25-SG2*005F	P-25-SG2*004F	P-25-SG2*003F	P-25-8B10SCADG2	P-25-10SCADG2	
	C.A.	UPPER	P-25-SG2*001	P-25-SG2*002D	P-25-SG2*003D	P-25-SG2*004D	P-25-SG2*005D	P-25-SG2*005D	P-25-SG2*004D	P-25-SG2*003D			
2"1/8	C.A.	LOWER	P-25-SG218*001	P-25-SG218*002D	P-25-SG218*003E	P-25-SG218*004E	P-25-SG218*005E	P-25-SG218*005F	P-25-SG218*004F	P-25-SG218*003F	P-25-8B10SCADG218	P-25-10SCADG218	
	C.A.	UPPER	P-25-SG218*001	P-25-SG218*002D	P-25-SG218*003D	P-25-SG218*004D	P-25-SG218*005D	P-25-SG218*005D	P-25-SG218*004D	P-25-SG218*003D			
2"1/4	C.A.	LOWER	P-25-SG214*001	P-25-SG214*002D	P-25-SG214*003E	P-25-SG214*004E	P-25-SG214*005E	P-25-SG214*005F	P-25-SG214*004F	P-25-SG214*003F	P-25-8B10SCADG214	P-25-10SCADG214	
	C.A.	UPPER	P-25-SG214*001	P-25-SG214*002D	P-25-SG214*003D	P-25-SG214*004D	P-25-SG214*005D	P-25-SG214*005D	P-25-SG214*004D	P-25-SG214*003D			

DELIVERY VARIABLE EQUIPMENT

Constant Angle Delivery

Deflectors: 8 height 10 Sections - 10 Sections

TRIPLE GOB 3" C.D.											SET REF.CODE FOR 8B10 SECT. TG	SET REF.CODE FOR 10 SECT. TG
DEFLECTORS SELECTION CHART												
MATERIAL: CAST IRON												
QUANTITY: THREE DEFLECTORS (1 LOWER+1 MIDDLE+1 UPPER) PER SECTION REQUIRED												
NOTES: BDF 10 SECTIONS CONSTANT ANGLE DELIVERY IS NOT INTERCHANGEABLE WITH THE CONCURRENT ONES												
8B10: SPECIAL 8 SECTIONS MACHINE (BASED ON 8 SECTIONS MACHINE HEIGHT)			MACHINE SECTION									
			1 & 8	2 & 7	3	4	5	6				
10 SECTIONS MACHINE		MACHINE SECTION										
		1 & 10	2 & 9	3 & 8	4	5	6	7				
SIZE	TYPE	POSITION	SINGLE DEFLECTOR REF. CODE									
3/8"	C.A.	LOWER	P-25-SG38*001	P-25-SG38*002D	P-25-SG38*003D	P-25-SG38*004E	P-25-SG38*005E	P-25-SG38*005F	P-25-SG38*004F	P-25-8B10SCATG38	P-25-10SCATG38	
	C.A.	MIDDLE	P-25-SG38*001	P-25-SG38*002D	P-25-SG38*003D	P-25-SG38*004E	P-25-SG38*005E	P-25-SG38*005F	P-25-SG38*004F			
	C.A.	UPPER	P-25-SG38*001	P-25-SG38*002D	P-25-SG38*003D	P-25-SG38*004D	P-25-SG38*005D	P-25-SG38*005D	P-25-SG38*004D			
1/2"	C.A.	LOWER	P-25-SG12*001	P-25-SG12*002D	P-25-SG12*003D	P-25-SG12*004E	P-25-SG12*005E	P-25-SG12*005F	P-25-SG12*004F	P-25-8B10SCATG12	P-25-10SCATG12	
	C.A.	MIDDLE	P-25-SG12*001	P-25-SG12*002D	P-25-SG12*003D	P-25-SG12*004E	P-25-SG12*005E	P-25-SG12*005F	P-25-SG12*004F			
	C.A.	UPPER	P-25-SG12*001	P-25-SG12*002D	P-25-SG12*003D	P-25-SG12*004D	P-25-SG12*005D	P-25-SG12*005D	P-25-SG12*004D			
9/16"	C.A.	LOWER	P-25-SG916*001	P-25-SG916*002D	P-25-SG916*003D	P-25-SG916*004E	P-25-SG916*005E	P-25-SG916*005F	P-25-SG916*004F	P-25-8B10SCATG916	P-25-10SCATG916	
	C.A.	MIDDLE	P-25-SG916*001	P-25-SG916*002D	P-25-SG916*003D	P-25-SG916*004E	P-25-SG916*005E	P-25-SG916*005F	P-25-SG916*004F			
	C.A.	UPPER	P-25-SG916*001	P-25-SG916*002D	P-25-SG916*003D	P-25-SG916*004D	P-25-SG916*005D	P-25-SG916*005D	P-25-SG916*004D			
5/8"	C.A.	LOWER	P-25-SG58*001	P-25-SG58*002D	P-25-SG58*003D	P-25-SG58*004E	P-25-SG58*005E	P-25-SG58*005F	P-25-SG58*004F	P-25-8B10SCATG58	P-25-10SCATG58	
	C.A.	MIDDLE	P-25-SG58*001	P-25-SG58*002D	P-25-SG58*003D	P-25-SG58*004E	P-25-SG58*005E	P-25-SG58*005F	P-25-SG58*004F			
	C.A.	UPPER	P-25-SG58*001	P-25-SG58*002D	P-25-SG58*003D	P-25-SG58*004D	P-25-SG58*005D	P-25-SG58*005D	P-25-SG58*004D			
3/4"	C.A.	LOWER	P-25-SG34*001	P-25-SG34*002D	P-25-SG34*003D	P-25-SG34*004E	P-25-SG34*005E	P-25-SG34*005F	P-25-SG34*004F	P-25-8B10SCATG34	P-25-10SCATG34	
	C.A.	MIDDLE	P-25-SG34*001	P-25-SG34*002D	P-25-SG34*003D	P-25-SG34*004E	P-25-SG34*005E	P-25-SG34*005F	P-25-SG34*004F			
	C.A.	UPPER	P-25-SG34*001	P-25-SG34*002D	P-25-SG34*003D	P-25-SG34*004D	P-25-SG34*005D	P-25-SG34*005D	P-25-SG34*004D			
7/8"	C.A.	LOWER	P-25-SG78*001	P-25-SG78*002D	P-25-SG78*003D	P-25-SG78*004E	P-25-SG78*005E	P-25-SG78*005F	P-25-SG78*004F	P-25-8B10SCATG78	P-25-10SCATG78	
	C.A.	MIDDLE	P-25-SG78*001	P-25-SG78*002D	P-25-SG78*003D	P-25-SG78*004E	P-25-SG78*005E	P-25-SG78*005F	P-25-SG78*004F			
	C.A.	UPPER	P-25-SG78*001	P-25-SG78*002D	P-25-SG78*003D	P-25-SG78*004D	P-25-SG78*005D	P-25-SG78*005D	P-25-SG78*004D			
1"	C.A.	LOWER	P-25-SG1*001	P-25-SG1*002D	P-25-SG1*003D	P-25-SG1*004E	P-25-SG1*005E	P-25-SG1*005F	P-25-SG1*004F	P-25-8B10SCATG1	P-25-10SCATG1	
	C.A.	MIDDLE	P-25-SG1*001	P-25-SG1*002D	P-25-SG1*003D	P-25-SG1*004E	P-25-SG1*005E	P-25-SG1*005F	P-25-SG1*004F			
	C.A.	UPPER	P-25-SG1*001	P-25-SG1*002D	P-25-SG1*003D	P-25-SG1*004D	P-25-SG1*005D	P-25-SG1*005D	P-25-SG1*004D			
1"1/8"	C.A.	LOWER	P-25-SG118*001	P-25-SG118*002D	P-25-SG118*003D	P-25-SG118*004E	P-25-SG118*005E	P-25-SG118*005F	P-25-SG118*004F	P-25-8B10SCATG118	P-25-10SCATG118	
	C.A.	MIDDLE	P-25-SG118*001	P-25-SG118*002D	P-25-SG118*003D	P-25-SG118*004E	P-25-SG118*005E	P-25-SG118*005F	P-25-SG118*004F			
	C.A.	UPPER	P-25-SG118*001	P-25-SG118*002D	P-25-SG118*003D	P-25-SG118*004D	P-25-SG118*005D	P-25-SG118*005D	P-25-SG118*004D			

DELIVERY VARIABLE EQUIPMENT

Constant Angle Delivery

Deflectors: 8 height 10 Sections - 10 Sections

TRIPLE GOB 3" C.D.											SET REF.CODE FOR 8B10 SECT. TG	SET REF.CODE FOR 10 SECT. TG
DEFLECTORS SELECTION CHART												
MATERIAL: CAST IRON												
QUANTITY: THREE DEFLECTORS (1 LOWER+1 MIDDLE+1 UPPER) PER SECTION REQUIRED												
NOTES: BDF 10 SECTIONS CONSTANT ANGLE DELIVERY IS NOT INTERCHANGEABLE WITH THE CONCURRENT ONES												
8B10: SPECIAL 8 SECTIONS MACHINE (BASED ON 8 SECTIONS MACHINE HEIGHT)			MACHINE SECTION									
			1 & 8	2 & 7	3	4	5	6				
10 SECTIONS MACHINE			MACHINE SECTION									
			1 & 10	2 & 9	3 & 8	4	5	6	7			
SIZE	TYPE	POSITION	SINGLE DEFLECTOR REF. CODE									
1"1/4	C.A.	LOWER	P-25-SG114*001	P-25-SG114*002D	P-25-SG114*003D	P-25-SG114*004E	P-25-SG114*005E	P-25-SG114*005F	P-25-SG114*004F	P-25-8B10SCATG114		
	C.A.	MIDDLE	P-25-SG114*001	P-25-SG114*002D	P-25-SG114*003D	P-25-SG114*004E	P-25-SG114*005E	P-25-SG114*005F	P-25-SG114*004F			
	C.A.	UPPER	P-25-SG114*001	P-25-SG114*002D	P-25-SG114*003D	P-25-SG114*004D	P-25-SG114*005D	P-25-SG114*005D	P-25-SG114*004D			
1"3/8	C.A.	LOWER	P-25-SG138*001	P-25-SG138*002D	P-25-SG138*003D	P-25-SG138*004E	P-25-SG138*005E	P-25-SG138*005F	P-25-SG138*004F	P-25-8B10SCATG138	P-25-10SCATG138	
	C.A.	MIDDLE	P-25-SG138*001	P-25-SG138*002D	P-25-SG138*003D	P-25-SG138*004E	P-25-SG138*005E	P-25-SG138*005F	P-25-SG138*004F			
	C.A.	UPPER	P-25-SG138*001	P-25-SG138*002D	P-25-SG138*003D	P-25-SG138*004D	P-25-SG138*005D	P-25-SG138*005D	P-25-SG138*004D			
1"1/2	C.A.	LOWER	P-25-SG112*001	P-25-SG112*002D	P-25-SG112*003D	P-25-SG112*004E	P-25-SG112*005E	P-25-SG112*005F	P-25-SG112*004F	P-25-8B10SCATG112	P-25-10SCATG112	
	C.A.	MIDDLE	P-25-SG112*001	P-25-SG112*002D	P-25-SG112*003D	P-25-SG112*004E	P-25-SG112*005E	P-25-SG112*005F	P-25-SG112*004F			
	C.A.	UPPER	P-25-SG112*001	P-25-SG112*002D	P-25-SG112*003D	P-25-SG112*004D	P-25-SG112*005D	P-25-SG112*005D	P-25-SG112*004D			
1"5/8	C.A.	LOWER	P-25-SG158*001	P-25-SG158*002D	P-25-SG158*003D	P-25-SG158*004E	P-25-SG158*005E	P-25-SG158*005F	P-25-SG158*004F	P-25-8B10SCATG158	P-25-10SCATG158	
	C.A.	MIDDLE	P-25-SG158*001	P-25-SG158*002D	P-25-SG158*003D	P-25-SG158*004E	P-25-SG158*005E	P-25-SG158*005F	P-25-SG158*004F			
	C.A.	UPPER	P-25-SG158*001	P-25-SG158*002D	P-25-SG158*003D	P-25-SG158*004D	P-25-SG158*005D	P-25-SG158*005D	P-25-SG158*004D			
1"3/4	C.A.	LOWER	P-25-SG134*001	P-25-SG134*002D	P-25-SG134*003D	P-25-SG134*004E	P-25-SG134*005E	P-25-SG134*005F	P-25-SG134*004F	P-25-8B10SCATG134	P-25-10SCATG134	
	C.A.	MIDDLE	P-25-SG134*001	P-25-SG134*002D	P-25-SG134*003D	P-25-SG134*004E	P-25-SG134*005E	P-25-SG134*005F	P-25-SG134*004F			
	C.A.	UPPER	P-25-SG134*001	P-25-SG134*002D	P-25-SG134*003D	P-25-SG134*004D	P-25-SG134*005D	P-25-SG134*005D	P-25-SG134*004D			
1"7/8	C.A.	LOWER	P-25-SG178*001	P-25-SG178*002D	P-25-SG178*003D	P-25-SG178*004E	P-25-SG178*005E	P-25-SG178*005F	P-25-SG178*004F	P-25-8B10SCATG178	P-25-10SCATG178	
	C.A.	MIDDLE	P-25-SG178*001	P-25-SG178*002D	P-25-SG178*003D	P-25-SG178*004E	P-25-SG178*005E	P-25-SG178*005F	P-25-SG178*004F			
	C.A.	UPPER	P-25-SG178*001	P-25-SG178*002D	P-25-SG178*003D	P-25-SG178*004D	P-25-SG178*005D	P-25-SG178*005D	P-25-SG178*004D			
2"	C.A.	LOWER	P-25-SG2*001	P-25-SG2*002D	P-25-SG2*003D	P-25-SG2*004E	P-25-SG2*005E	P-25-SG2*005F	P-25-SG2*004F	P-25-8B10SCATG2	P-25-10SCATG2	
	C.A.	MIDDLE	P-25-SG2*001	P-25-SG2*002D	P-25-SG2*003D	P-25-SG2*004E	P-25-SG2*005E	P-25-SG2*005F	P-25-SG2*004F			
	C.A.	UPPER	P-25-SG2*001	P-25-SG2*002D	P-25-SG2*003D	P-25-SG2*004D	P-25-SG2*005D	P-25-SG2*005D	P-25-SG2*004D			
2"1/8	C.A.	LOWER	P-25-SG218*001	P-25-SG218*002D	P-25-SG218*003D	P-25-SG218*004E	P-25-SG218*005E	P-25-SG218*005F	P-25-SG218*004F	P-25-8B10SCATG218	P-25-10SCATG218	
	C.A.	MIDDLE	P-25-SG218*001	P-25-SG218*002D	P-25-SG218*003D	P-25-SG218*004E	P-25-SG218*005E	P-25-SG218*005F	P-25-SG218*004F			
	C.A.	UPPER	P-25-SG218*001	P-25-SG218*002D	P-25-SG218*003D	P-25-SG218*004D	P-25-SG218*005D	P-25-SG218*005D	P-25-SG218*004D			
2"1/4	C.A.	LOWER	P-25-SG214*001	P-25-SG214*002D	P-25-SG214*003D	P-25-SG214*004E	P-25-SG214*005E	P-25-SG214*005F	P-25-SG214*004F	P-25-8B10SCATG214	P-25-10SCATG214	
	C.A.	MIDDLE	P-25-SG214*001	P-25-SG214*002D	P-25-SG214*003D	P-25-SG214*004E	P-25-SG214*005E	P-25-SG214*005F	P-25-SG214*004F			
	C.A.	UPPER	P-25-SG214*001	P-25-SG214*002D	P-25-SG214*003D	P-25-SG214*004D	P-25-SG214*005D	P-25-SG214*005D	P-25-SG214*004D			

DELIVERY VARIABLE EQUIPMENT

Constant Angle Delivery

Deflectors: 10 height 12 Sections - 12 Sections

SINGLE GOB											
DEFLECTORS SELECTION CHART										SET REF.CODE FOR 10B12 SECT. SG	SET REF.CODE FOR 12 SECT. SG
MATERIAL: CAST IRON											
QUANTITY: ONE DEFLECTOR PER SECTION REQUIRED											
NOTES: BDF 12 SECTIONS CONSTANT ANGLE DELIVERY IS NOT INTERCHANGEABLE WITH THE CONCURRENT ONES											
10B12: SPECIAL 10 SECTIONS MACHINE (BASED ON 12 SECTIONS MACHINE HEIGHT)			MACHINE SECTION								
			1 & 10	2 & 9	3 & 8	4 & 7	5 & 6				
12 SECTIONS MACHINE			MACHINE SECTION								
			1 & 12	2 & 11	3 & 10	4 & 9	5 & 8	6 & 7			
SIZE	TYPE	POSITION	SINGLE DEFLECTOR REF. CODE								
7/8"	C.A.	-	P-25-SG78*001D	P-25-SG78*002D	P-25-SG78*003D	P-25-SG78*004D	P-25-SG78*005D	P-26-SG78*006D	P-25-10B12SCASG78	P-25-12SCASG78	
1"	C.A.	-	P-25-SG1*001D	P-25-SG1*002D	P-25-SG1*003D	P-25-SG1*004D	P-25-SG1*005D	P-26-SG1*006D	P-25-10B12SCASG1	P-25-12SCASG1	
1 1/8"	C.A.	-	P-25-SG118*001D	P-25-SG118*002D	P-25-SG118*003D	P-25-SG118*004D	P-25-SG118*005D	P-26-SG118*006D	P-25-10B12SCASG118	P-25-12SCASG118	
1 1/4"	C.A.	-	P-25-SG114*001D	P-25-SG114*002D	P-25-SG114*003D	P-25-SG114*004D	P-25-SG114*005D	P-26-SG114*006D	P-25-10B12SCASG114	P-25-12SCASG114	
1 3/8"	C.A.	-	P-25-SG138*001D	P-25-SG138*002D	P-25-SG138*003D	P-25-SG138*004D	P-25-SG138*005D	P-26-SG138*006D	P-25-10B12SCASG138	P-25-12SCASG138	
1 1/2"	C.A.	-	P-25-SG112*001D	P-25-SG112*002D	P-25-SG112*003D	P-25-SG112*004D	P-25-SG112*005D	P-26-SG112*006D	P-25-10B12SCASG112	P-25-12SCASG112	
1 5/8"	C.A.	-	P-25-SG158*001D	P-25-SG158*002D	P-25-SG158*003D	P-25-SG158*004D	P-25-SG158*005D	P-26-SG158*006D	P-25-10B12SCASG158	P-25-12SCASG158	
1 3/4"	C.A.	-	P-25-SG134*001D	P-25-SG134*002D	P-25-SG134*003D	P-25-SG134*004D	P-25-SG134*005D	P-26-SG134*006D	P-25-10B12SCASG134	P-25-12SCASG134	
1 7/8"	C.A.	-	P-25-SG178*001D	P-25-SG178*002D	P-25-SG178*003D	P-25-SG178*004D	P-25-SG178*005D	P-26-SG178*006D	P-25-10B12SCASG178	P-25-12SCASG178	
2"	C.A.	-	P-25-SG2*001D	P-25-SG2*002D	P-25-SG2*003D	P-25-SG2*004D	P-25-SG2*005D	P-26-SG2*006D	P-25-10B12SCASG2	P-25-12SCASG2C	
2 1/8"	C.A.	-	P-25-SG218*001D	P-25-SG218*002D	P-25-SG218*003D	P-25-SG218*004D	P-25-SG218*005D	P-26-SG218*006D	P-25-10B12SCASG218	P-25-12SCASG218C	
2 1/4"	C.A.	-	P-25-SG214*001D	P-25-SG214*002D	P-25-SG214*003D	P-25-SG214*004D	P-25-SG214*005D	P-26-SG214*006D	P-25-10B12SCASG214	P-25-12SCASG214C	

DELIVERY VARIABLE EQUIPMENT

Constant Angle Delivery

Deflectors: 10 height 12 Sections - 12 Sections

DOUBLE GOB 3" & 4"3/8 C.D.													
DEFLECTORS SELECTION CHART											SET REF.COD E FOR 10B12 SECT.DG	SET REF.COD E FOR 12 SECT. DG	
MATERIAL: CAST IRON													
QUANTITY: TWO DEFLECTORS (1 LOWER+1 UPPER) PER SECTION REQUIRED													
NOTES: BDF 12 SECTIONS CONSTANT ANGLE DELIVERY IS NOT INTERCHANGEABLE WITH THE CONCURRENT ONES													
10B12: SPECIAL 10 SECTIONS MACHINE (BASED ON 12 SECTIONS MACHINE HEIGHT)		MACHINE SECTION											
		1 & 10	2 & 9	3	4	5	6	7	8				
12 SECTIONS MACHINE		MACHINE SECTION											
		1 & 12	2 & 11	3 & 10	4	5	6	7	8	9			
SIZE	TYPE	POSITION	SINGLE DEFLECTOR REF. CODE										
7/8"	C.A.	LOWER	P-25-SG78*001	P-25-SG78*002D	P-25-SG78*003D	P-25-SG78*004E	P-25-SG78*005E	P-25-SG78*006E	P-25-SG78*006F	P-25-SG78*005F	P-25-SG78*004F	P-25-10B12SCADG78	P-25-12SCADG78
	C.A.	UPPER	P-25-SG78*001	P-25-SG78*002D	P-25-SG78*003D	P-25-SG78*004D	P-25-SG78*005D	P-25-SG78*006D	P-25-SG78*006D	P-25-SG78*006D	P-25-SG78*005D		
1"	C.A.	LOWER	P-25-SG1*001	P-25-SG1*002D	P-25-SG1*003D	P-25-SG1*004E	P-25-SG1*005E	P-25-SG1*006E	P-25-SG1*006F	P-25-SG1*005F	P-25-SG1*004F	P-25-10B12SCADG1	P-25-12SCADG1
	C.A.	UPPER	P-25-SG1*001	P-25-SG1*002D	P-25-SG1*003D	P-25-SG1*004D	P-25-SG1*005D	P-25-SG1*006D	P-25-SG1*006D	P-25-SG1*005D	P-25-SG1*004D		
1"1/8	C.A.	LOWER	P-25-SG118*001	P-25-SG118*002D	P-25-SG118*003D	P-25-SG118*004E	P-25-SG118*005E	P-25-SG118*006E	P-25-SG118*006F	P-25-SG118*005F	P-25-SG118*004F	P-25-10B12SCADG118	P-25-12SCADG118
	C.A.	UPPER	P-25-SG118*001	P-25-SG118*002D	P-25-SG118*003D	P-25-SG118*004D	P-25-SG118*005D	P-25-SG118*006D	P-25-SG118*006D	P-25-SG118*005D	P-25-SG118*004D		
1"1/4	C.A.	LOWER	P-25-SG114*001	P-25-SG114*002D	P-25-SG114*003D	P-25-SG114*004E	P-25-SG114*005E	P-25-SG114*006E	P-25-SG114*006F	P-25-SG114*005F	P-25-SG114*004F	P-25-10B12SCADG114	P-25-12SCADG114
	C.A.	UPPER	P-25-SG114*001	P-25-SG114*002D	P-25-SG114*003D	P-25-SG114*004D	P-25-SG114*005D	P-25-SG114*006D	P-25-SG114*006D	P-25-SG114*005D	P-25-SG114*004D		
1"3/8	C.A.	LOWER	P-25-SG138*001	P-25-SG138*002D	P-25-SG138*003D	P-25-SG138*004E	P-25-SG138*005E	P-25-SG138*006E	P-25-SG138*006F	P-25-SG138*005F	P-25-SG138*004F	P-25-10B12SCADG138	P-25-12SCADG138
	C.A.	UPPER	P-25-SG138*001	P-25-SG138*002D	P-25-SG138*003D	P-25-SG138*004D	P-25-SG138*005D	P-25-SG138*006D	P-25-SG138*006D	P-25-SG138*005D	P-25-SG138*004D		
1"1/2	C.A.	LOWER	P-25-SG112*001	P-25-SG112*002D	P-25-SG112*003D	P-25-SG112*004E	P-25-SG112*005E	P-25-SG112*006E	P-25-SG112*006F	P-25-SG112*005F	P-25-SG112*004F	P-25-10B12SCADG112	P-25-12SCADG112
	C.A.	UPPER	P-25-SG112*001	P-25-SG112*002D	P-25-SG112*003D	P-25-SG112*004D	P-25-SG112*005D	P-25-SG112*006D	P-25-SG112*006D	P-25-SG112*005D	P-25-SG112*004D		

DELIVERY VARIABLE EQUIPMENT

Constant Angle Delivery

Deflectors: 10 height 12 Sections - 12 Sections

DOUBLE GOB 3" & 4"3/8 C.D.													
DEFLECTORS SELECTION CHART											SET REF.COD E FOR 10B12 SECT. DG	SET REF.CODE FOR 12 SECT. DG	
MATERIAL: CAST IRON													
QUANTITY: TWO DEFLECTORS (1 LOWER+1 UPPER) PER SECTION REQUIRED													
NOTES: BDF 12 SECTIONS CONSTANT ANGLE DELIVERY IS NOT INTERCHANGEABLE WITH THE CONCURRENT ONES													
10B12: SPECIAL 10 SECTIONS MACHINE (BASED ON 12 SECTIONS MACHINE HEIGHT)		MACHINE SECTION											
		1 & 10	2 & 9	3	4	5	6	7	8				
12 SECTIONS MACHINE		MACHINE SECTION											
		1 & 12	2 & 11	3 & 10	4	5	6	7	8	9			
SIZE	TYPE	POSITION	SINGLE DEFLECTOR REF. CODE										
1"5/8	C.A.	LOWER	P-25-SG158*001	P-25-SG158*002D	P-25-SG158*003D	P-25-SG158*004E	P-25-SG158*005E	P-25-SG158*006E	P-25-SG158*006F	P-25-SG158*005F	P-25-SG158*004F	P-25-10B12SCADG158	P-25-12SCADG158
	C.A.	UPPER	P-25-SG158*001	P-25-SG158*002D	P-25-SG158*003D	P-25-SG158*004D	P-25-SG158*005D	P-25-SG158*006D	P-25-SG158*006D	P-25-SG158*005D	P-25-SG158*004D		
1"3/4	C.A.	LOWER	P-25-SG134*001	P-25-SG134*002D	P-25-SG134*003D	P-25-SG134*004E	P-25-SG134*005E	P-25-SG134*006E	P-25-SG134*006F	P-25-SG134*005F	P-25-SG134*004F	P-25-10B12SCADG134	P-25-12SCADG134
	C.A.	UPPER	P-25-SG134*001	P-25-SG134*002D	P-25-SG134*003D	P-25-SG134*004D	P-25-SG134*005D	P-25-SG134*006D	P-25-SG134*006D	P-25-SG134*005D	P-25-SG134*004D		
1"7/8	C.A.	LOWER	P-25-SG178*001	P-25-SG178*002D	P-25-SG178*003D	P-25-SG178*004E	P-25-SG178*005E	P-25-SG178*006E	P-25-SG178*006F	P-25-SG178*005F	P-25-SG178*004F	P-25-10B12SCADG178	P-25-12SCADG178
	C.A.	UPPER	P-25-SG178*001	P-25-SG178*002D	P-25-SG178*003D	P-25-SG178*004D	P-25-SG178*005D	P-25-SG178*006D	P-25-SG178*006D	P-25-SG178*005D	P-25-SG178*004D		
2"	C.A.	LOWER	P-25-SG2*001	P-25-SG2*002D	P-25-SG2*003D	P-25-SG2*004E	P-25-SG2*005E	P-25-SG2*006E	P-25-SG2*006F	P-25-SG2*005F	P-25-SG2*004F	P-25-10B12SCADG2	P-25-12SCADG2
	C.A.	UPPER	P-25-SG2*001	P-25-SG2*002D	P-25-SG2*003D	P-25-SG2*004D	P-25-SG2*005D	P-25-SG2*006D	P-25-SG2*006D	P-25-SG2*005D	P-25-SG2*004D		
2"1/8	C.A.	LOWER	P-25-SG218*001	P-25-SG218*002D	P-25-SG218*003D	P-25-SG218*004E	P-25-SG218*005E	P-25-SG218*006E	P-25-SG218*006F	P-25-SG218*005F	P-25-SG218*004F	P-25-10B12SCADG218	P-25-12SCADG218
	C.A.	UPPER	P-25-SG218*001	P-25-SG218*002D	P-25-SG218*003D	P-25-SG218*004D	P-25-SG218*005D	P-25-SG218*006D	P-25-SG218*006D	P-25-SG218*005D	P-25-SG218*004D		
2"1/4	C.A.	LOWER	P-25-SG214*001	P-25-SG214*002D	P-25-SG214*003D	P-25-SG214*004E	P-25-SG214*005E	P-25-SG214*006E	P-25-SG214*006F	P-25-SG214*005F	P-25-SG214*004F	P-25-10B12SCADG214	P-25-12SCADG214
	C.A.	UPPER	P-25-SG214*001	P-25-SG214*002D	P-25-SG214*003D	P-25-SG214*004D	P-25-SG214*005D	P-25-SG214*006D	P-25-SG214*006D	P-25-SG214*005D	P-25-SG214*004D		

DELIVERY VARIABLE EQUIPMENT

Constant Angle Delivery

Deflectors: 10 height 12 Sections - 12 Sections

TRIPLE GOB 3" C.D.												SET REF.COD E FOR 10B12 SECT.TG	SET REF.COD E FOR 12 SECT. TG
DEFLECTORS SELECTION CHART													
MATERIAL: CAST IRON													
QUANTITY: THREE DEFLECTORS (1 LOWER+1 MIDDLE+1 UPPER) PER SECTION REQUIRED													
NOTES: BDF 12 SECTIONS CONSTANT ANGLE DELIVERY IS NOT INTERCHANGEABLE WITH THE CONCURRENT ONES													
10B12: SPECIAL 10 SECTIONS MACHINE (BASED ON 10 SECTIONS MACHINE HEIGHT)			MACHINE SECTION										
			1 & 10	2 & 9	3	4	5	6	7	8			
12 SECTIONS MACHINE			MACHINE SECTION										
			1 & 12	2 & 11	3 & 10	4	5	6	7	8	9		
SIZE	TYPE	POSITION	SINGLE DEFLECTOR REF. CODE										
7/8"	C.A.	LOWER	P-25-SG78*001	P-25-SG78*002D	P-25-SG78*003D	P-25-SG78*004E	P-25-SG78*005E	P-25-SG78*006E	P-25-SG78*006F	P-25-SG78*005F	P-25-SG78*004F	P-25-10B12SCATG78	P-25-12SCATG78
	C.A.	MIDDLE	P-25-SG78*001	P-25-SG78*002D	P-25-SG78*003D	P-25-SG78*004E	P-25-SG78*005E	P-25-SG78*006E	P-25-SG78*006F	P-25-SG78*005F	P-25-SG78*004F		
	C.A.	UPPER	P-25-SG78*001	P-25-SG78*002D	P-25-SG78*003D	P-25-SG78*004D	P-25-SG78*005D	P-25-SG78*006D	P-25-SG78*006D	P-25-SG78*005D	P-25-SG78*004D		
1"	C.A.	LOWER	P-25-SG1*001	P-25-SG1*002D	P-25-SG1*003D	P-25-SG1*004E	P-25-SG1*005E	P-25-SG1*006E	P-25-SG1*006F	P-25-SG1*005F	P-25-SG1*004F	P-25-10B12SCATG1	P-25-12SCATG1
	C.A.	MIDDLE	P-25-SG1*001	P-25-SG1*002D	P-25-SG1*003D	P-25-SG1*004E	P-25-SG1*005E	P-25-SG1*006E	P-25-SG1*006F	P-25-SG1*005F	P-25-SG1*004F		
	C.A.	UPPER	P-25-SG1*001	P-25-SG1*002D	P-25-SG1*003D	P-25-SG1*004D	P-25-SG1*005D	P-25-SG1*006D	P-25-SG1*006D	P-25-SG1*005D	P-25-SG1*004D		
1"1/8	C.A.	LOWER	P-25-SG118*001	P-25-SG118*002D	P-25-SG118*003D	P-25-SG118*004E	P-25-SG118*005E	P-25-SG118*006E	P-25-SG118*006F	P-25-SG118*005F	P-25-SG118*004F	P-25-10B12SCATG118	P-25-12SCATG118
	C.A.	MIDDLE	P-25-SG118*001	P-25-SG118*002D	P-25-SG118*003D	P-25-SG118*004E	P-25-SG118*005E	P-25-SG118*006E	P-25-SG118*006F	P-25-SG118*005F	P-25-SG118*004F		
	C.A.	UPPER	P-25-SG118*001	P-25-SG118*002D	P-25-SG118*003D	P-25-SG118*004D	P-25-SG118*005D	P-25-SG118*006D	P-25-SG118*006D	P-25-SG118*005D	P-25-SG118*004D		
1"1/4	C.A.	LOWER	P-25-SG114*001	P-25-SG114*002D	P-25-SG114*003D	P-25-SG114*004E	P-25-SG114*005E	P-25-SG114*006E	P-25-SG114*006F	P-25-SG114*005F	P-25-SG114*004F	P-25-10B12SCATG114	P-25-12SCATG114
	C.A.	MIDDLE	P-25-SG114*001	P-25-SG114*002D	P-25-SG114*003D	P-25-SG114*004E	P-25-SG114*005E	P-25-SG114*006E	P-25-SG114*006F	P-25-SG114*005F	P-25-SG114*004F		
	C.A.	UPPER	P-25-SG114*001	P-25-SG114*002D	P-25-SG114*003D	P-25-SG114*004D	P-25-SG114*005D	P-25-SG114*006D	P-25-SG114*006D	P-25-SG114*005D	P-25-SG114*004D		
1"3/8	C.A.	LOWER	P-25-SG138*001	P-25-SG138*002D	P-25-SG138*003D	P-25-SG138*004E	P-25-SG138*005E	P-25-SG138*006E	P-25-SG138*006F	P-25-SG138*005F	P-25-SG138*004F	P-25-10B12SCATG138	P-25-12SCATG138
	C.A.	MIDDLE	P-25-SG138*001	P-25-SG138*002D	P-25-SG138*003D	P-25-SG138*004E	P-25-SG138*005E	P-25-SG138*006E	P-25-SG138*006F	P-25-SG138*005F	P-25-SG138*004F		
	C.A.	UPPER	P-25-SG138*001	P-25-SG138*002D	P-25-SG138*003D	P-25-SG138*004D	P-25-SG138*005D	P-25-SG138*006D	P-25-SG138*006D	P-25-SG138*005D	P-25-SG138*004D		
1"1/2	C.A.	LOWER	P-25-SG112*001	P-25-SG112*002D	P-25-SG112*003D	P-25-SG112*004E	P-25-SG112*005E	P-25-SG112*006E	P-25-SG112*006F	P-25-SG112*005F	P-25-SG112*004F	P-25-10B12SCATG112	P-25-12SCATG112
	C.A.	MIDDLE	P-25-SG112*001	P-25-SG112*002D	P-25-SG112*003D	P-25-SG112*004E	P-25-SG112*005E	P-25-SG112*006E	P-25-SG112*006F	P-25-SG112*005F	P-25-SG112*004F		
	C.A.	UPPER	P-25-SG112*001	P-25-SG112*002D	P-25-SG112*003D	P-25-SG112*004D	P-25-SG112*005D	P-25-SG112*006D	P-25-SG112*006D	P-25-SG112*005D	P-25-SG112*004D		

DELIVERY VARIABLE EQUIPMENT

Constant Angle Delivery

Deflectors: 10 height 12 Sections - 12 Sections

TRIPLE GOB 3" C.D.												SET REF.COD E FOR 10B12 SECT.TG	SET REF.COD E FOR 12 SECT. TG
DEFLECTORS SELECTION CHART													
MATERIAL: CAST IRON													
QUANTITY: THREE DEFLECTORS (1 LOWER+1 MIDDLE+1 UPPER) PER SECTION REQUIRED													
NOTES: BDF 12 SECTIONS CONSTANT ANGLE DELIVERY IS NOT INTERCHANGEABLE WITH THE CONCURRENT ONES													
10B12: SPECIAL 10 SECTIONS MACHINE (BASED ON 10 SECTIONS MACHINE HEIGHT)			MACHINE SECTION										
			1 & 10	2 & 9	3	4	5	6	7	8			
12 SECTIONS MACHINE			MACHINE SECTION										
			1 & 12	2 & 11	3 & 10	4	5	6	7	8	9		
SIZE	TYPE	POSITION	SINGLE DEFLECTOR REF. CODE										
1"5/8	C.A.	LOWER	P-25-SG158*001	P-25-SG158*002D	P-25-SG158*003D	P-25-SG158*004E	P-25-SG158*005E	P-25-SG158*006E	P-25-SG158*006F	P-25-SG158*005F	P-25-SG158*004F	P-25-10B12SCATG158	P-25-12SCATG158
	C.A.	MIDDLE	P-25-SG158*001	P-25-SG158*002D	P-25-SG158*003D	P-25-SG158*004E	P-25-SG158*005E	P-25-SG158*006E	P-25-SG158*006F	P-25-SG158*005F	P-25-SG158*004F		
	C.A.	UPPER	P-25-SG158*001	P-25-SG158*002D	P-25-SG158*003D	P-25-SG158*004D	P-25-SG158*005D	P-25-SG158*006D	P-25-SG158*006D	P-25-SG158*005D	P-25-SG158*004D		
1"3/4	C.A.	LOWER	P-25-SG134*001	P-25-SG134*002D	P-25-SG134*003D	P-25-SG134*004E	P-25-SG134*005E	P-25-SG134*006E	P-25-SG134*006F	P-25-SG134*005F	P-25-SG134*004F	P-25-10B12SCATG134	P-25-12SCATG134
	C.A.	MIDDLE	P-25-SG134*001	P-25-SG134*002D	P-25-SG134*003D	P-25-SG134*004E	P-25-SG134*005E	P-25-SG134*006E	P-25-SG134*006F	P-25-SG134*005F	P-25-SG134*004F		
	C.A.	UPPER	P-25-SG134*001	P-25-SG134*002D	P-25-SG134*003D	P-25-SG134*004D	P-25-SG134*005D	P-25-SG134*006D	P-25-SG134*006D	P-25-SG134*005D	P-25-SG134*004D		
1"7/8	C.A.	LOWER	P-25-SG178*001	P-25-SG178*002D	P-25-SG178*003D	P-25-SG178*004E	P-25-SG178*005E	P-25-SG178*006E	P-25-SG178*006F	P-25-SG178*005F	P-25-SG178*004F	P-25-10B12SCATG178	P-25-12SCATG178
	C.A.	MIDDLE	P-25-SG178*001	P-25-SG178*002D	P-25-SG178*003D	P-25-SG178*004E	P-25-SG178*005E	P-25-SG178*006E	P-25-SG178*006F	P-25-SG178*005F	P-25-SG178*004F		
	C.A.	UPPER	P-25-SG178*001	P-25-SG178*002D	P-25-SG178*003D	P-25-SG178*004D	P-25-SG178*005D	P-25-SG178*006D	P-25-SG178*006D	P-25-SG178*005D	P-25-SG178*004D		
2"	C.A.	LOWER	P-25-SG2*001	P-25-SG2*002D	P-25-SG2*003D	P-25-SG2*004E	P-25-SG2*005E	P-25-SG2*006E	P-25-SG2*006F	P-25-SG2*005F	P-25-SG2*004F	P-25-10B12SCATG2	P-25-12SCATG2
	C.A.	MIDDLE	P-25-SG2*001	P-25-SG2*002D	P-25-SG2*003D	P-25-SG2*004E	P-25-SG2*005E	P-25-SG2*006E	P-25-SG2*006F	P-25-SG2*005F	P-25-SG2*004F		
	C.A.	UPPER	P-25-SG2*001	P-25-SG2*002D	P-25-SG2*003D	P-25-SG2*004D	P-25-SG2*005D	P-25-SG2*006D	P-25-SG2*006D	P-25-SG2*005D	P-25-SG2*004D		
2"1/8	C.A.	LOWER	P-25-SG218*001	P-25-SG218*002D	P-25-SG218*003D	P-25-SG218*004E	P-25-SG218*005E	P-25-SG218*006E	P-25-SG218*006F	P-25-SG218*005F	P-25-SG218*004F	P-25-10B12SCATG218	P-25-12SCATG218
	C.A.	MIDDLE	P-25-SG218*001	P-25-SG218*002D	P-25-SG218*003D	P-25-SG218*004E	P-25-SG218*005E	P-25-SG218*006E	P-25-SG218*006F	P-25-SG218*005F	P-25-SG218*004F		
	C.A.	UPPER	P-25-SG218*001	P-25-SG218*002D	P-25-SG218*003D	P-25-SG218*004D	P-25-SG218*005D	P-25-SG218*006D	P-25-SG218*006D	P-25-SG218*005D	P-25-SG218*004D		
2"1/4	C.A.	LOWER	P-25-SG214*001	P-25-SG214*002D	P-25-SG214*003D	P-25-SG214*004E	P-25-SG214*005E	P-25-SG214*006E	P-25-SG214*006F	P-25-SG214*005F	P-25-SG214*004F	P-25-10B12SCATG214	P-25-12SCATG214
	C.A.	MIDDLE	P-25-SG214*001	P-25-SG214*002D	P-25-SG214*003D	P-25-SG214*004E	P-25-SG214*005E	P-25-SG214*006E	P-25-SG214*006F	P-25-SG214*005F	P-25-SG214*004F		
	C.A.	UPPER	P-25-SG214*001	P-25-SG214*002D	P-25-SG214*003D	P-25-SG214*004D	P-25-SG214*005D	P-25-SG214*006D	P-25-SG214*006D	P-25-SG214*005D	P-25-SG214*004D		

IS SECTION VARIABLE EQUIPMENT

4"1/4 SINGLE GOB

Plunger Mechanism



PLUNGER MECHANISMS

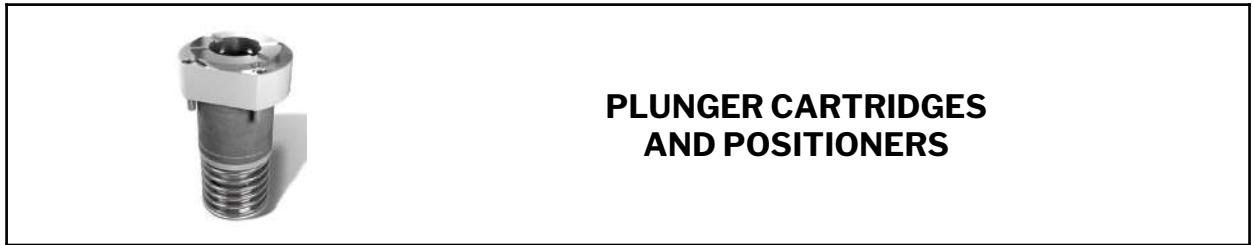
Reference	Description
	PLUNGER MECHANISM
P-B962-3070-5M	PLUNGER MECHANISM SG 4"1/4 EASY MOUNTING - PLUNGER STROKE 4"5/8 - BLOW & BLOW PROCESS (FOR LIMITS SEE MOLD DESIGN DATA)
P-B962-11013-2M	PLUNGER MECHANISM SG 4"1/4 EASY MOUNTING - PLUNGER STROKE 7" - BLOW-BLOW PROCESS (FOR LIMITS SEE MOLD DESIGN DATA) - PRESS-BLOW PROCESS (FOR LIMITS SEE MOLD DESIGN DATA)
	CENTERING PLATE
P-B962-3004-GR1	CENTERING PLATE SG-DG 4"1/4 - FOR 4"1/4 SECTION BOX SG-DG TYPE
P-04-DG414-P	CENTERING PLATE SG-DG 4"1/4 - FOR 4"1/4 SECTION BOX TG TYPE
	PLUNGER BASE
P-B962-3003-GR2MB	PLUNGER BASE SG-DG 4"1/4 QUICK CHANGE - FIXING SCREW FROM THE TOP - WITH REGULATION SCREW
	FLEXIBLE
P-KFB-01G	PLUNGER BASE HOSES KIT
	FOOT SUPPORT
P-B962-3002-GR1MB	FOOT SUPPORT ASSEMBLY - SG-DG 4"1/4 & TG3" & TG3"1/8 - SG-DG 5"S & TG85 - WITHOUT REGULATION SCREW

IS SECTION VARIABLE EQUIPMENT

4"1/4 SINGLE GOB

Plunger Mechanism

Plunger Cartridges and Positioners



Reference	Description
	BLOW-BLOW
P-B962-170-GR11M	BLOW-BLOW CARTRIDGE - SPLIT RING PLUNGER LOCKING - SPRING ASSISTED THIMBLE UP - SUITABLE TO PLUNG.MECH. P-B962-3070-5M
P-B962-3036-7L	BLOW-BLOW CARTRIDGE - HORSE SHOE PLUNGER LOCKING - SPRING ASSISTED THIMBLE UP - INDEPENDENT LUBRICATION LINE - 5/8" TO 1"1/8 COUNTERBLOW PLUNGER PULL - WITH EXTERNAL BUSHING CAN BE USED IN DG512-DG614 AS P-B962-3036-8L - SUITABLE TO THE PLUNGER MECH. P-B962-3070-5M
P-B962-3036-11M	BLOW-BLOW CARTRIDGE - SPLIT RING PLUNGER LOCKING - SPRING ASSISTED THIMBLE UP - SUITABLE TO THE PLUNGER MECH. P-B962-11013-2M
	WIDE MOUTH PRESS-BLOW
P-B962-3069-4M	PRESS-BLOW POSITIONER - 70 MM MAX FINISH - COMPLETE WITH ADAPTER AND SET OF SPACERS - SUITABLE TO THE PLUNGER MECH. P-B92-11013-2
P-B962-3069-3	PRESS-BLOW POSITIONER - 90 MM MAX FINISH - COMPLETE WITH ADAPTER AND SET OF SPACERS - SUITABLE TO THE PLUNGER MECH. P-B92-11013-2
P-B962-3068-2	PRESS-BLOW POSITIONER - 120 MM MAX FINISH - COMPLETE WITH ADAPTER AND SET OF SPACERS - SUITABLE TO THE PLUNGER MECH. P-B92-11013-2

IS SECTION VARIABLE EQUIPMENT

4"1/4 SINGLE GOB

Funnel Mechanism

Funnel Arms



Reference	Description
	EASY MOUNTING
P-B9191-9133-11	FUNNEL ARM SG 4"1/4S-5"S STRAIGHT No1 DIA.3"1/2 EASY MOUNTING - NEEDS THE MOUNTING PARTS P-16QCS1
P-B9191-9133-12	FUNNEL ARM SG 4"1/4S-5"S STRAIGHT No2 DIA.4"7/16 EASY MOUNTING - NEEDS THE MOUNTING PARTS P-16QCS1
P-B9191-9133-13	FUNNEL ARM SG 4"1/4S-5"S STRAIGHT No3 DIA.5"3/16 EASY MOUNTING - NEEDS THE MOUNTING PARTS P-16QCS1
P-16-A-D-GR4EM	FUNNEL ARM SG 4"1/4S-5"S STRAIGHT No4 DIA.6"3/4 EASY MOUNTING - NEEDS THE MOUNTING PARTS P-16QCS1

IS SECTION VARIABLE EQUIPMENT

4"1/4 SINGLE GOB

Funnel Mechanism

Easy Mounting Parts



Reference	Description
	EASY MOUNTING
P-16QCS1	MOUNTING PARTS FOR FUNNEL ARMS EASY MOUNTINGS - SG-DG 4"1/4S & TG3" & TG 3"1/8 - SG-DG 5"S & TG85

IS SECTION VARIABLE EQUIPMENT

4"1/4 SINGLE GOB

Baffle Mechanism

Baffle Arms



Reference	Description
	EASY MOUNTING
P-B9191-9135-5	BAFFLE ARM SG 4"1/4S-5"S EASY MOUNTING - NEEDS THE MOUNTING PARTS P-15QCS2
P-15-B-1	BAFFLE ARM SG 4"1/4S-5"S EASY MOUNTING - WITH PUSH LOCKRING PLATE - NEEDS THE MOUNTING PARTS P-15QCS2

IS SECTION VARIABLE EQUIPMENT

4"1/4 SINGLE GOB

Baffle Mechanism

Easy Mounting Parts



Reference	Description
P-15QCS2	MOUNTING PARTS FOR BAFFLE ARMS EASY MOUNTINGS - SG-DG 4"1/4S & TG3" & TG 3"1/8 - SG-DG 5"S & TG85

IS SECTION VARIABLE EQUIPMENT

4"1/4 SINGLE GOB

Baffle Mechanism Pantograph

Baffle Heads



Reference	Description
	EASY MOUNTING
P-B9200-385-1BDF	BAFFLE HOLDER HEAD SG 4"1/4S EM - SUITABLE TO THE E.M. PANTOGRAPH SUPPORT P-15-DG-PCR5
P-15-T-1	BAFFLE HOLDER HEAD SG 4"1/4S EM - WITH PUSH LOCKRING PLATE - SUITABLE TO THE E.M. PANTOGRAPH SUPPORT P-15-DG-PCR5

IS SECTION VARIABLE EQUIPMENT

4"1/4 SINGLE GOB

Baffle Mechanism Pantograph

Baffle Supports



Reference	Description
P-15-DG-PCR5	EASY MOUNTING PANTOGRAPH BAFFLE SUPPORT FOR EM BAFFLE HEAD - SG-DG 4"1/4S & TG 3"1/8 & TG3"

IS SECTION VARIABLE EQUIPMENT 4"1/4 SINGLE GOB

Neck Ring

Neck Ring Holders



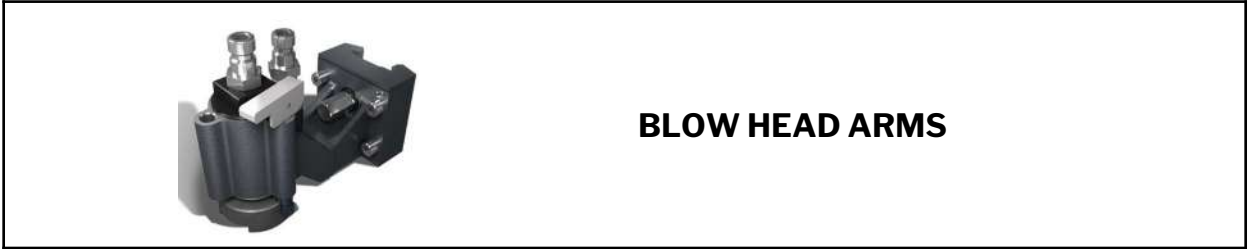
Reference	Description
	TRADITIONAL
P-B9191-98-12K	NECK RING HOLDER SG 4"1/4S-5"S STRAIGHT NR.1 DIA.3" -SUITABLE TO SG BB NECK RING ASSY DESIGN-
P-B9191-98-11K	NECK RING HOLDER SG 4"1/4S-5"S OFFSET NR.1 DIA.3" -SUITABLE TO SG BB NECK RING ASSY DESIGN-
P-B9191-98-10K	NECK RING HOLDER SG 4"1/4S-5"S STRAIGHT NR.2 DIA.4" -SUITABLE TO SG BB NECK RING ASSY DESIGN-
P-B9191-98-9K	NECK RING HOLDER SG 4"1/4S-5"S OFFSET NR.2 DIA.4" -SUITABLE TO SG BB NECK RING ASSY DESIGN-
P-B9191-98-14K	NECK RING HOLDER SG 4"1/4S-5"S STRAIGHT NR.3 DIA.4 3/4" -UP TO 120 MM
P-B9191-98-13K	NECK RING HOLDER SG 4"1/4S-5"S OFFSET NR.3 DIA.4 3/4" -UP TO 120 MM

IS SECTION VARIABLE EQUIPMENT

4"1/4 SINGLE GOB

Blow Head Mechanism

Blow Head Arms



Reference	Description
	EASY MOUNTING
P-B9200-201-5M1	BLOWHEAD ARM SG 4"1/4S EASY MOUNTING - BAYONET TYPE LOCK - NEEDS THE MOUNTING PARTS P-13QCS1
P-13-B-1	BLOWHEAD ARM SG 4"1/4S EASY MOUNTING - BAYONET TYPE LOCK - WITH PUSH LOCKRING PLATE - NEEDS THE MOUNTING PARTS P-13QCS1

IS SECTION VARIABLE EQUIPMENT

4"1/4 SINGLE GOB

Blow Head Mechanism

Easy Mounting Parts



Reference	Description
	EASY MOUNTING
P-13QCS1	MOUNTING PARTS FOR BLOW HEAD ARMS EASY MOUNTINGS - SG-DG 4"1/4S & TG3" & TG 3"1/8 - SG-DG 5"S & TG85

IS SECTION VARIABLE EQUIPMENT

4"1/4 SINGLE GOB

Take Out Mechanism

Take Out Arms



Reference	Description
P-14-BC01	BELT DRIVEN TAKE-OUT ARM - SG-DG 4"1/4S & TG 3"1/8 & TG3"

IS SECTION VARIABLE EQUIPMENT

4"1/4 SINGLE GOB

Take Out Mechanism

Take Out Tong Heads



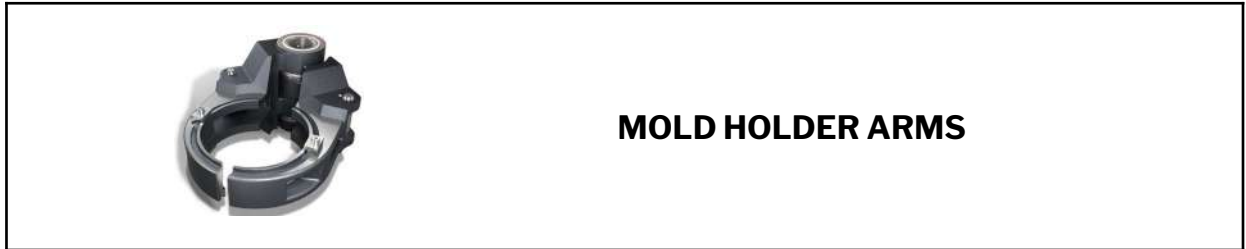
Reference	Description
	TRADITIONAL
P-B9210-275-11	TAKE-OUT TONG HEAD SG EASY MOUNTING
P-B9191-9125-15	TAKE-OUT TONG HEAD SG EASY MOUNTING - FOR HEAVY WARE
P-B9191-9125-D8	SPACERS 6" FOR TRADITIONAL TONG HEAD SG
	X-Y FLOATING
P-14-PTR-GF-01	EM MOUNTING PARTS FOR X-Y FLOATING TONG HOLDER HEAD SG
P-14-PTR-GF-02	EM MOUNTING PARTS FOR X-Y FLOATING TONG HOLDER HEAD DG
P-14-PTR-GR-01	X-Y FLOATING TONG HOLDER HEAD SG - NEEDS THE MTG PARTS P-14-PTR-GF-01
P-14-PTR-GR-01M	X-Y FLOATING TONG HOLDER HEAD SG - NEEDS THE MTG PARTS P-14-PTR-GF-02
P-14-PTR-GR-01M1	X-Y FLOATING TONG HOLDER HEAD SG SPECIAL - NEEDS THE DG MTG PARTS P-14-PTR-GF-02 - FOR HEAVY WARE

IS SECTION VARIABLE EQUIPMENT

4"1/4 SINGLE GOB

Blank & Blow Mold Support

Mold Holders

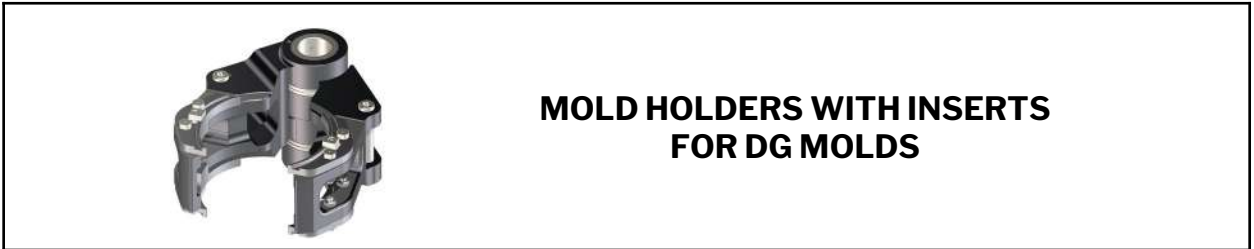


Reference	Description
	STANDARD TYPE WITH BLOCK LOCKS
P-B9191-5669-1S1	MOLD HOLDER SG 4"1/4S STD NR.0 DIA.3" WITH BLOCK LOCKS
P-B9191-5670-1S1	MOLD HOLDER SG 4"1/4S STD NR.1 DIA.4"1/4 WITH BLOCK LOCKS
P-B9191-5665-1MS1	MOLD HOLDER SG 4"1/4S STD NR.2 DIA.5"1/8 WITH BLOCK LOCKS -WIDE VENTING
P-B9191-5970-3KS1	MOLD HOLDER SG 4"1/4S STD NR.3 DIA.6" WITH BLOCK LOCKS - WIDE VENTING
P-B9191-5971-2KS1	MOLD HOLDER SG 4"1/4S STD NR.4 DIA.6"7/8 WITH BLOCK LOCKS -WIDE VENTING
P-B9191-6272-1S1	MOLD HOLDER SG 4"1/4S STD NR.5 DIA.7"3/4 WITH BLOCK LOCKS -WIDE VENTING
P-27-GR6K	MOLD HOLDER SG 4"1/4S STD NR.6 DIA 8"1/2 WITH BLOCK LOCKS - WIDE VENTING
	STANDARD TYPE WITH PLUNGER LOCKS
P-B9191-5669-1M	MOLD HOLDER SG 4"1/4S STD NR.0 DIA.3" WITH PLUNGER LOCKS
P-B9191-5670-1M	MOLD HOLDER SG 4"1/4S STD NR.1 DIA.4"1/4 WITH PLUNGER LOCKS
P-B9191-5665-1M	MOLD HOLDER SG 4"1/4S STD NR.2 DIA.5"1/8 WITH PLUNGER LOCKS
P-B9191-5970-3K	MOLD HOLDER SG 4"1/4S STD NR.3 DIA.6" WITH PLUNGER AND BLOCK LOCKS
P-B9191-5971-2K	MOLD HOLDER SG 4"1/4S STD NR.4 DIA.6"7/8 WITH PLUNGER AND BLOCK LOCKS
P-B9191-6272-1K	MOLD HOLDER SG 4"1/4S STD NR.5 DIA.7"3/4 WITH PLUNGER AND BLOCK LOCKS
P-27-GR6	MOLD HOLDER SG 4"1/4S STD NR.6 DIA 8"1/2 WITH PLUNGER AND BLOCK LOCKS
	OFFSET TYPE
P-B9191-5444-2K	MOLD HOLDER SG 4"1/4S OFFSET NR.3 DIA.6" WITH BLOCK LOCKS
P-B9191-5349-2K	MOLD HOLDER SG 4"1/4S OFFSET NR.4 DIA.6"7/8 WITH BLOCK LOCKS
P-B9191-5345-2K	MOLD HOLDER SG 4"1/4S OFFSET NR.5 DIA.7"3/4 WITH BLOCK LOCKS
P-B9191-5727-1K	MOLD HOLDER SG 4"1/4S OFFSET NR.6 DIA 8"1/2 WITH BLOCK LOCKS
P-27-OS-GR7918	MOLD HOLDER SG 4"1/4S OFFSET NR.7A DIA 9"1/8 WITH BLOCK LOCKS
P-27-OS-GR7	MOLD HOLDER SG 4"1/4S OFFSET NR.7 DIA 9"1/4 WITH BLOCK LOCKS

IS SECTION VARIABLE EQUIPMENT 4"1/4 SINGLE GOB

Blank & Blow Mold Support

Mold Holders



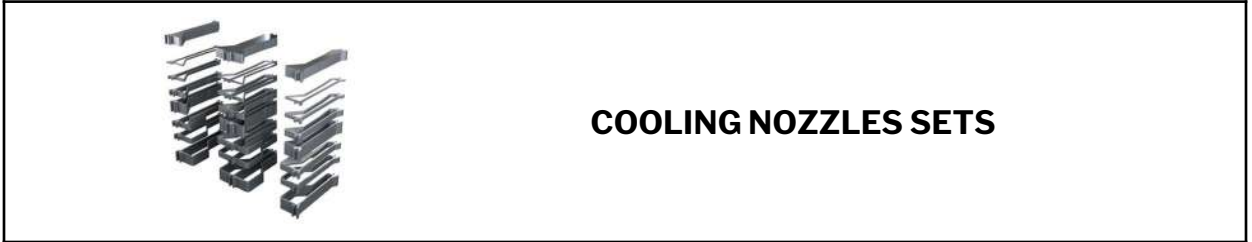
Reference	Description
	MOLD HOLDERS
P-27AIM	BLANK MOLD HOLDER SG 414S FOR INSERTS FOR DG MOUNTING ASSEMBLY
P-27FIM	BLOW MOLD HOLDER SG 414S FOR INSERTS FOR DG MOUNTING ASSEMBLY
	INSERTS
P-B923-1018-8SG	INSERTS UPPER & LOWER SG 4"1/4S DIA.5"3/8 - FOR BLANK MOUNTING ASSEMBLY NR. 21-22-23-24 - FOR BLOW MOUNTING ASSEMBLY NR. 51-52-53-54
P-B923-1018-9SG	INSERTS UPPER & LOWER SG 4"1/4S DIA.6" - FOR BLANK MOUNTING ASSEMBLY NR. 21-22-23-24 - FOR BLOW MOUNTING ASSEMBLY NR. 51-52-53-54
	MOUNTING PARTS
P-B923-1018-4	MOLD HOLDER MOUNTING PARTS SG 4"1/4S - FOR MOUNTING ASSEMBLIES NR. 21-51
P-B923-1018-5	MOLD HOLDER MOUNTING PARTS SG 4"1/4S - FOR MOUNTING ASSEMBLIES NR. 22-52
P-B923-1018-6	MOLD HOLDER MOUNTING PARTS SG 4"1/4S - FOR MOUNTING ASSEMBLIES NR. 23-53
P-B923-1018-7	MOLD HOLDER MOUNTING PARTS SG 4"1/4S - FOR MOUNTING ASSEMBLIES NR. 24-54
	INSERTS+MOUNTING PARTS
P-27-SGIGR65	MH INSERTS SG 4"1/4S DIA.4"5/8-5" DOUBLE DECK & MOLD HOLDER MOUNTING PARTS - FOR BLANK MOUNTING ASSEMBLY NR.65 (MOUNTING NO 13-18 DG414) - SUITABLE TO THE MH ARMS P-27AIM
P-27-SGIGR67	MH INSERTS SG 4"1/4S DIA.4"5/8-5" DOUBLE DECK & MOLD HOLDER MOUNTING PARTS - FOR BLANK MOUNTING ASSEMBLY NR.67 (MOUNTING NO 20 DG414) - SUITABLE TO THE MH ARMS P-27AIM
P-27-SGIGR68	MH INSERTS SG 4"1/4S DIA.4"5/8-5" DOUBLE DECK & MOLD HOLDER MOUNTING PARTS - FOR BLOW MOUNTING ASSEMBLY NR.68 (MOUNTING NO 17-21-27 DG414) - SUITABLE TO THE MH ARMS P-27FIM

IS SECTION VARIABLE EQUIPMENT

4"1/4 SINGLE GOB

Cooling Molds

Cooling Nozzle Sets



Reference	Description
	BLANK SIDE
P-22-01SGSS8S	SET OF 8 SECT. SG 4"1/4 WIND COOLING NOZZLES BLANK SIDE
P-22-01SGSS10S	SET OF 10 SECT. SG 4"1/4 WIND COOLING NOZZLES BLANK SIDE
P-22-01SGSS12S	SET OF 12 SECT. SG 4"1/4 WIND COOLING NOZZLES BLANK SIDE
	BLANK SIDE - NECKRING COOLING
P-22-01SGPS8S	SET OF 8 SECT. SG 4"1/4 NECK RING COOLING NOZZLES BLANK SIDE
P-22-01SGPS10S	SET OF 10 SECT. SG 4"1/4 NECK RING COOLING NOZZLES BLANK SIDE
P-22-01SGPS12S	SET OF 12 SECT. SG 4"1/4 NECK RING COOLING NOZZLES BLANK SIDE
	BLOW SIDE
P-22-02SGSS8S	SET OF 8 SECT. SG 4"1/4 WIND COOLING NOZZLES BLOW SIDE
P-22-02SGSS10S	SET OF 10 SECT. SG 4"1/4 WIND COOLING NOZZLES BLOW SIDE
P-22-02SGSS12S	SET OF 12 SECT. SG 4"1/4 WIND COOLING NOZZLES BLOW SIDE

IS SECTION VARIABLE EQUIPMENT

4"1/4 DOUBLE GOB

Plunger Mechanism



PLUNGER MECHANISMS

Reference	Description
	PLUNGER MECHANISM
P-B962-3001-GR2M	PLUNGER MECHANISM DG 4"1/4 EASY MOUNTING BB,PB & NNPB - BLOW-BLOW , PRESS-BLOW & NNPB - PLUNGER STROKE 7"
	CENTERING PLATE
P-B962-3004-GR1	CENTERING PLATE SG-DG 4"1/4 - FOR 4"1/4 SECTION BOX SG-DG TYPE
P-04-DG414-P	CENTERING PLATE SG-DG 4"1/4 - FOR 4"1/4 SECTION BOX TG TYPE
	PLUNGER BASE
P-B962-3003-GR2MB	PLUNGER BASE SG-DG 4"1/4 QUICK CHANGE - FIXING SCREW FROM THE TOP - WITH REGULATION SCREW
	FLEXIBLE
P-KFB-01G	PLUNGER BASE HOSES KIT
	FOOT SUPPORT
P-B962-3002-GR1MB	FOOT SUPPORT ASSEMBLY - SG-DG 4"1/4 & TG3" & TG3"1/8 - SG-DG 5"S & TG85 - WITHOUT REGULATION SCREW

IS SECTION VARIABLE EQUIPMENT

4"1/4 DOUBLE GOB

Plunger Mechanism

Plunger Cartridges and Positioners



PLUNGER CARTRIDGES AND POSITIONERS

Reference	Description
	BLOW-BLOW
P-B962-170-GR11M	BLOW-BLOW CARTRIDGE - SPLIT RING PLUNGER LOCKING - SPRING ASSISTED THIMBLE UP
P-B962-3036-7L	BLOW-BLOW CARTRIDGE - HORSE SHOE PLUNGER LOCKING - SPRING ASSISTED THIMBLE UP - INDEPENDENT LUBRICATION LINE - 5/8" TO 1"1/8 COUNTERBLOW PLUNGER PULL - WITH EXTERNAL BUSHING CAN BE USED IN DG512-DG614 AS P-B962-3036-8L
	WIDE MOUTH PRESS-BLOW
P-B962-407L	PRESS-BLOW POSITIONER - 70 MM MAX FINISH - COMPLETE WITH ADAPTER AND SET OF SPACERS - INDEPENDENT LUBRICATION LINE
P-B962-412	PRESS-BLOW POSITIONER - 83 MM MAX FINISH - COMPLETE WITH ADAPTER AND SET OF SPACERS - INDEPENDENT LUBRICATION LINE
P-B962-407L83	PRESS-BLOW POSITIONER - 70 MM MAX FINISH - 83 MM MAX FINISH - COMPLETE WITH ADAPTER AND SET OF SPACERS - INDEPENDENT LUBRICATION LINE
	NARROW NECK PRESS-BLOW
P-B962-404L-7	NNPB POSITIONER - 38 MM MAX FINISH - COMPLETE WITH ADAPTER AND SET OF SPACERS - INDEPENDENT LUBRICATION LINE

IS SECTION VARIABLE EQUIPMENT

4"1/4 DOUBLE GOB

Funnel Mechanism

Funnel Arms



Reference	Description
	EASY MOUNTING
P-B9191-9133-5	FUNNEL ARM DG 4"1/4 DIA.2 7/8" EASY MOUNTING FOR FLAT FUNNELS
P-B9191-9133-6	FUNNEL ARM DG 4"1/4 DIA.3 1/4" EASY MOUNTING FOR FLAT FUNNELS
P-B9191-9133-7	FUNNEL ARM DG 4"1/4 DIA.3 1/2" EASY MOUNTING FOR FLAT FUNNELS
P-B9191-9133-5M	FUNNEL ARM DG 4"1/4 DIA.2 7/8" EASY MOUNTING FOR PIN ANTIROTATION FUNNELS AND FOR ROUND FUNNELS
P-B9191-9133-6M	FUNNEL ARM DG 4"1/4 DIA.3 1/4" EASY MOUNTING FOR PIN ANTIROTATION FUNNELS AND FOR ROUND FUNNELS
P-B9191-9133-7M	FUNNEL ARM DG 4"1/4 DIA.3 1/2" EASY MOUNTING FOR PIN ANTIROTATION FUNNELS AND FOR ROUND FUNNELS

IS SECTION VARIABLE EQUIPMENT

4"1/4 DOUBLE GOB

Funnel Mechanism

Easy Mounting Parts



Reference	Description
	EASY MOUNTING
P-16QCS1	MOUNTING PARTS FOR FUNNEL ARMS EASY MOUNTINGS - SG-DG 4"1/4S & TG3" & TG 3"1/8 - SG-DG 5"S & TG85

IS SECTION VARIABLE EQUIPMENT

4"1/4 DOUBLE GOB

Baffle Mechanism

Baffle Arms



Reference	Description
	EASY MOUNTING
P-B9191-9135-3	BAFFLE ARM DG 4"1/4S EASY MOUNTING - NEEDS THE MOUNTING PARTS P-15QCS2
P-15-B-2	BAFFLE ARM DG 4"1/4S EASY MOUNTING - WITH PUSH LOCKRING PLATE - NEEDS THE MOUNTING PARTS P-15QCS2

IS SECTION VARIABLE EQUIPMENT

4"1/4 DOUBLE GOB

Baffle Mechanism

Easy Mounting Parts



Reference	Description
P-15QCS2	MOUNTING PARTS FOR BAFFLE ARMS EASY MOUNTINGS - SG-DG 4"1/4S & TG3" & TG 3"1/8 - SG-DG 5"S & TG85

IS SECTION VARIABLE EQUIPMENT

4"1/4 DOUBLE GOB

Baffle Mechanism Pantograph

Baffle Heads



Reference	Description
	EASY MOUNTING
P-B9200-385-2BDF	BAFFLE HOLDER HEAD DG 4"1/4S EM - SUITABLE TO THE E.M. PANTOGRAPH SUPPORT P-15-DG-PCR5
P-15-T-2	BAFFLE HOLDER HEAD DG 4"1/4S EM - WITH PUSH LOCKRING PLATE - SUITABLE TO THE E.M. PANTOGRAPH SUPPORT P-15-DG-PCR5

IS SECTION VARIABLE EQUIPMENT

4"1/4 DOUBLE GOB

Baffle Mechanism Pantograph

Baffle Supports

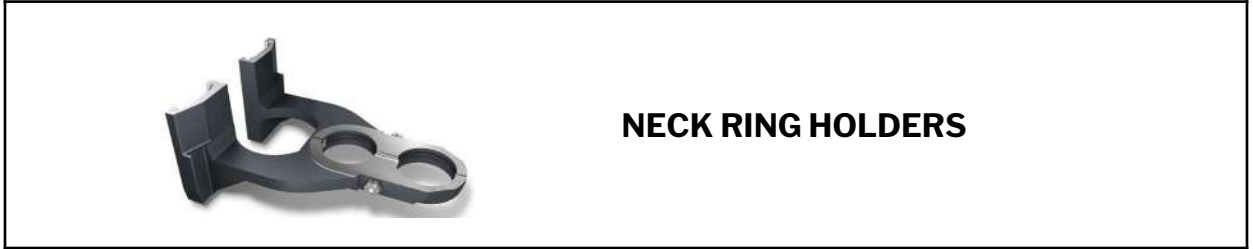


Reference	Description
P-15-DG-PCR5	EASY MOUNTING PANTOGRAPH BAFFLE SUPPORT FOR EM BAFFLE HEAD - SG-DG 4"1/4S & TG 3"1/8 & TG3"

IS SECTION VARIABLE EQUIPMENT 4"1/4 DOUBLE GOB

Neck Ring

Neck Ring Holders



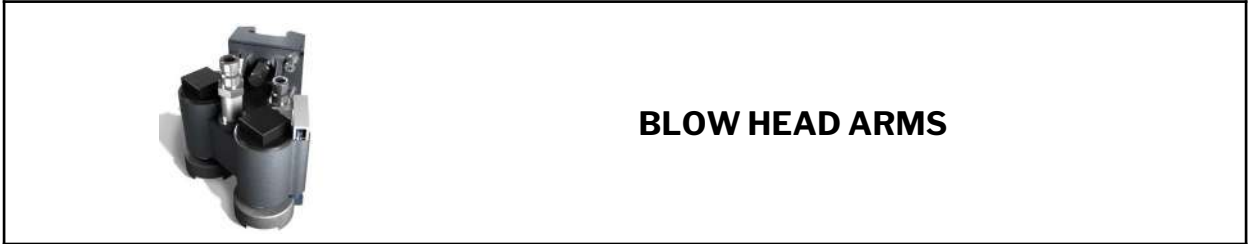
Reference	Description
	TRADITIONAL
P-B9191-8128-2K1	NECK RING HOLDER DG 4"1/4S OFFSET 70MM
P-B9191-5864-4K	NECK RING HOLDER DG 4"1/4S OFFSET 83MM

IS SECTION VARIABLE EQUIPMENT

4"1/4 DOUBLE GOB

Blow Head Mechanism

Blow Head Arms



Reference	Description
	EASY MOUNTING
P-B9200-202-5M1	BLOWHEAD ARM DG 4"1/4S EASY MOUNTING - BAYONET TYPE LOCK - NEEDS THE MOUNTING PARTS P-13QCS1
P-13-B-2	BLOWHEAD ARM DG 4"1/4S EASY MOUNTING - BAYONET TYPE LOCK - WITH PUSH LOCKRING PLATE - NEEDS THE MOUNTING PARTS P-13QCS1

IS SECTION VARIABLE EQUIPMENT

4"1/4 DOUBLE GOB

Blow Head Mechanism

Easy Mounting Parts



Reference	Description
	EASY MOUNTING
P-13QCS1	MOUNTING PARTS FOR BLOW HEAD ARMS EASY MOUNTINGS - SG-DG 4"1/4S & TG3" & TG 3"1/8 - SG-DG 5"S & TG85

IS SECTION VARIABLE EQUIPMENT

4"1/4 DOUBLE GOB

Take Out Mechanism

Take Out Arms



Reference	Description
P-14-BC01	BELT DRIVEN TAKE-OUT ARM - SG-DG 4"1/4S & TG 3"1/8 & TG3"

IS SECTION VARIABLE EQUIPMENT

4"1/4 DOUBLE GOB

Take Out Mechanism

Take Out Tong Heads



Reference	Description
	TRADITIONAL
P-B9210-275-15	TAKE-OUT TONG HEAD DG 4"1/4S EASY MOUNTING
	X-Y FLOATING
P-14-PTR-GF-02	EM MOUNTING PARTS FOR X-Y FLOATING TONG HOLDER HEAD DG
P-14-PTR-GR-04	X-Y FLOATING TONG HOLDER HEAD DG 4"1/4 - NEEDS THE MTG PARTS P-14-PTR-GF-02

IS SECTION VARIABLE EQUIPMENT

4"1/4 DOUBLE GOB

Blank & Blow Mold Support

Mold Holders




Reference	Description
P-B9191-8456-1M	MOLD HOLDER ARMS DG 4"1/4 DOUBLE DECK - SUITABLE TO THE P-B9200-127 INSERT SERIES
P-B9191-8504-1M	MOLD HOLDER ARMS DG 4"1/4 TRIPLE DECK -SUITABLE TO THE P-B9200-127 INSERT SERIES
P-B9191-6421-1M	BLOW MOLD HOLDER ARMS DG 4"1/4 TALL WARE - COMPLETE SET OF MH ARMS, INSERTS AND PINS

IS SECTION VARIABLE EQUIPMENT

4"1/4 DOUBLE GOB

Blank & Blow Mold Support

Mold Holders

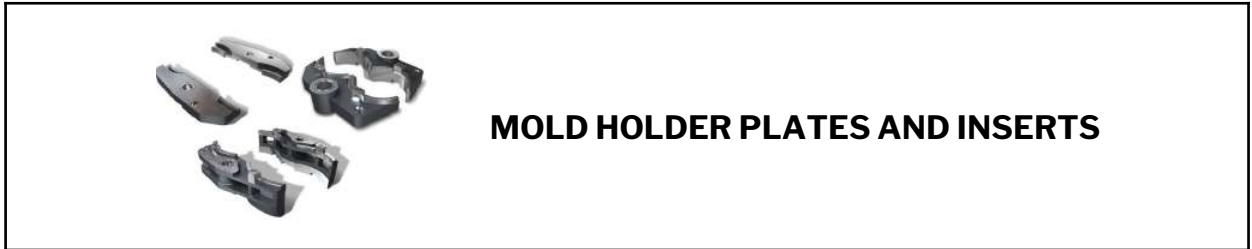


Reference	Description
P-B9200-302-1	MOLD HOLDER MOUNTING PARTS DG 4"1/4S - FOR MOUNTING ASSEMBLIES NR. 1-2-3-4-5-6-7-8-9-10-11 - SUITABLE TO THE MH INSERTS P-B9200-127 SERIES
P-B9200-302-2	MOLD HOLDER MOUNTING PARTS DG 4"1/4S - FOR MOUNTING ASSEMBLIES NR. 12-13-28 - SUITABLE TO THE MH INSERTS P-B9200-127 SERIES
P-B9200-302-3	MOLD HOLDER MOUNTING PARTS DG 4"1/4S - FOR MOUNTING ASSEMBLIES NR. 14-16 - SUITABLE TO THE MH INSERTS P-B9200-127 SERIES
P-B9200-302-4	MOLD HOLDER MOUNTING PARTS DG 4"1/4S - FOR MOUNTING ASSEMBLIES NR. 15-17-29 - SUITABLE TO THE MH INSERTS P-B9200-127 SERIES
P-B9200-303-1	MOLD HOLDER MOUNTING PARTS DG 4"1/4S - FOR MOUNTING ASSEMBLIES NR. 18-20-22 - SUITABLE TO THE MH INSERTS P-B9200-127 SERIES
P-B9200-303-2	MOLD HOLDER MOUNTING PARTS DG 4"1/4S - FOR MOUNTING ASSEMBLIES NR. 19-21-25-26-30-31 - SUITABLE TO THE MH INSERTS P-B9200-127 SERIES

IS SECTION VARIABLE EQUIPMENT 4"1/4 DOUBLE GOB

Blank & Blow Mold Support

Mold Holders



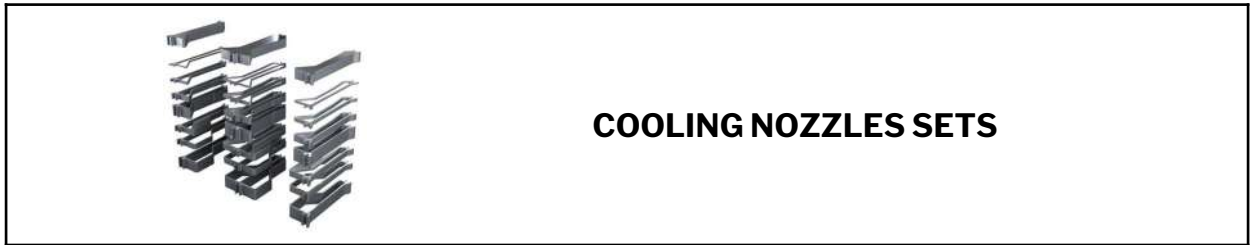
Reference	Description
P-B9200-127-1	MH INSERTS DG 4"1/4S DIA.3"3/8 CENTER MOUNTED - FOR BLANK AND BLOW MOUNTING ASSEMBLY NR. 1
P-B9200-127-2	MH INSERTS DG 4"1/4S DIA.3"7/8 CENTER MOUNTED - FOR BLANK AND BLOW MOUNTING ASSEMBLY NR. 2
P-B9200-127-3	MH INSERTS DG 4"1/4S DIA.3"7/8 UPPER - FOR BLANK MOUNTING ASSEMBLY NR. 12-14 - FOR BLOW MOUNTING ASSEMBLY NR. 12-15
P-B9200-127-4	MH INSERTS DG 4"1/4S DIA.3"7/8 OFFSET 1"1/2 - FOR BLANK AND BLOW MOUNTING ASSEMBLY NR. 4-5
P-B9200-127-5	MH INSERTS DG 4"1/4S DIA.4"5/8 CENTER MOUNTED - FOR BLANK AND BLOW MOUNTING ASSEMBLY NR. 3
P-B9200-127-6	MH INSERTS DG 4"1/4S DIA.4"5/8 UPPER - FOR BLANK MOUNTING ASSEMBLY NR. 13-16 -FOR BLOW MOUNTING ASSEMBLY NR. 13-17
P-B9200-127-7	MH INSERTS DG 4"1/4S DIA.4"5/8 UPPER - FOR BLOW MOUNTING ASSEMBLY NR. 19-21-25-26
P-B9200-127-8	MH INSERTS DG 4"1/4S DIA.4"5/8 OFFSET 1/2" - FOR BLANK AND BLOW MOUNTING ASSEMBLY NR. 8
P-B9200-127-9	MH INSERTS DG 4"1/4S DIA.4"5/8 OFFSET 1" UPPER - FOR BLANK MOUNTING ASSEMBLY NR. 11-22 - FOR BLOW MOUNTING ASSEMBLY NR. 11
P-B9200-127-10	MH INSERTS DG 4"1/4S DIA.4"5/8 OFFSET 1"1/2 - FOR BLANK MOUNTING ASSEMBLY NR.6-7 - FOR BLOW MOUNTING ASSEMBLY NR.6-7
P-B9200-127-11	MH INSERTS DG 4"1/4S DIA.4"5/8 OFFSET 2" UPPER - FOR BLANK MOUNTING ASSEMBLY NR.9-10-18-20 - FOR BLOW MOUNTING ASSEMBLY NR.9-10
P-B9200-127-12	MH INSERTS DG 4"1/4S DIA.5" UPPER - FOR BLOW MOUNTING ASSEMBLY NR. 28-29
P-B9200-127-15	MH INSERTS DG 4"1/4S DIA.4"7/16 LOWER - FOR BLANK MOUNTING ASSEMBLY NR. 12-14 - FOR MOUNTING ASSEMBLY NR. 12-15
P-B9200-127-16	MH INSERTS DG 4"1/4S DIA.5" LOWER - FOR BLANK MOUNTING ASSEMBLY NR. 13-16-18-20-22 - FOR BLOW MOUNTING ASSEMBLY NR. 13-16-17-28-29
P-B9200-127-17	MH INSERTS DG 4"1/4S DIA.5" LOWER - FOR BLOW MOUNTING ASSEMBLY NR. 19-21-30-31
P-B9200-127-18	MH INSERTS DG 4"1/4S DIA.5"5/16 LOWER - FOR BLOW MOUNTING ASSEMBLY NR. 25-26

IS SECTION VARIABLE EQUIPMENT

4"1/4 DOUBLE GOB

Cooling Molds

Cooling Nozzle Sets



Reference	Description
	BLANK SIDE
P-22-01DGSS8S	SET OF 8 SECT. DG 4"1/4 - TG 3"-TG 3"1/8 WIND COOLING NOZZLES BLANK SIDE
P-22-01DGSS10S	SET OF 10 SECT. DG 4"1/4 - TG 3"-TG 3"1/8 WIND COOLING NOZZLES BLANK SIDE
P-22-01DGSS12S	SET OF 12 SECT. DG 4"1/4 - TG 3"-TG 3"1/8 WIND COOLING NOZZLES BLANK SIDE
	BLANK SIDE - NECKRING COOLING
P-22-01DGPS8S	SET OF 8 SECT. DG 4"1/4 NECK RING COOLING NOZZLES BLANK SIDE
P-22-01DGPS10S	SET OF 10 SECT. DG 4"1/4 NECK RING COOLING NOZZLES BLANK SIDE
P-22-01DGPS12S	SET OF 12 SECT. DG 4"1/4 NECK RING COOLING NOZZLES BLANK SIDE
	BLOW SIDE
P-22-02DGSS8S	SET OF 8 SECT. DG 4"1/4 - TG 3"-TG 3"1/8 WIND COOLING NOZZLES BLOW SIDE
P-22-02DGSS10S	SET OF 10 SECT. DG 4"1/4 - TG 3"-TG 3"1/8 WIND COOLING NOZZLES BLOW SIDE
P-22-02DGSS12S	SET OF 12 SECT. DG 4"1/4 - TG 3"-TG 3"1/8 WIND COOLING NOZZLES BLOW SIDE

IS SECTION VARIABLE EQUIPMENT

4"1/4 TRIPLE GOB: TG 3"

Plunger Mechanism



Reference	Description
	PLUNGER MECHANISM
P-04TG3	PLUNGER MECHANISM TG3" EASY MOUNTING BB,PB & NNPB - BLOW-BLOW , PRESS-BLOW & NNPB - PLUNGER STROKE 5"1/2
	CENTERING PLATE
P-04TG3PC	CENTERING PLATE TG 3"
	PLUNGER BASE
P-04TG3PB-B	PLUNGER BASE TG 3" QUICK CHANGE - FIXING SCREW FROM THE TOP - WITH REGULATION SCREW
	FLEXIBLE
P-KFB-TG3C	PLUNGER BASE HOSES KIT
	FOOT SUPPORT
P-B962-3002-GR1MB	FOOT SUPPORT ASSEMBLY - SG-DG 4"1/4 & TG3" & TG3"1/8 - SG-DG 5"S & TG85 - WITHOUT REGULATION SCREW

IS SECTION VARIABLE EQUIPMENT

4”1/4 TRIPLE GOB: TG 3”

Plunger Mechanism

Plunger Cartridges and Positioners



Reference	Description
	BLOW-BLOW
P-B962-3025-2	BLOW-BLOW CARTRIDGE - 30 MM MAX FINISH ON BLOW-BLOW - HORSE SHOE PLUNGER LOCKING - SPRING ASSISTED THIMBLE UP - SUITABLE ONLY TO THE PLUNGER MECH. P-04TG3
	PRESS-BLOW
P-B962-3014-3	PRESS-BLOW-NNPB POSITIONER - 38 MM MAX FINISH ON PRESS-BLOW - COMPLETE WITH A SET OF SPACERS - SUITABLE ONLY TO THE PLUNGER MECH. P-04TG3
	NARROW NECK PRESS-BLOW
P-B962-3014-3	PRESS-BLOW-NNPB POSITIONER - 38 MM MAX FINISH ON NNPB - COMPLETE WITH A SET OF SPACERS - SUITABLE ONLY TO THE PLUNGER MECH. P-04TG3

IS SECTION VARIABLE EQUIPMENT

4"1/4 TRIPLE GOB: TG 3"

Funnel Mechanism

Funnel Arms



Reference	Description
	EASY MOUNTING
P-B9191-9133-17	FUNNEL ARM TG 3" DIA. 57MM EASY MOUNTING - NEEDS THE MOUNTING PARTS P-16QCS1
P-B9191-9133-18	FUNNEL ARM TG 3" DIA. 71MM EASY MOUNTING - NEEDS THE MOUNTING PARTS P-16QCS1

IS SECTION VARIABLE EQUIPMENT 4"1/4 TRIPLE GOB: TG 3" Funnel Mechanism

Easy Mounting Parts



Reference	Description
	EASY MOUNTING
P-16QCS1	MOUNTING PARTS FOR FUNNEL ARMS EASY MOUNTINGS - SG-DG 4"1/4S & TG3" & TG 3"1/8 - SG-DG 5"S & TG85

IS SECTION VARIABLE EQUIPMENT

4"1/4 TRIPLE GOB: TG 3"

Baffle Mechanism

Baffle Arms



Reference	Description
	EASY MOUNTING
P-B9191-9135-10	BAFFLE ARM TG 3" EASY MOUNTING - LOCKRING DIAMETER 52MM - NEEDS THE MOUNTING PARTS P-15QCS2
P-B9191-9135-11	BAFFLE ARM TG 3" EASY MOUNTING - LOCKRING DIAMETER 62MM - NEEDS THE MOUNTING PARTS P-15QCS2

IS SECTION VARIABLE EQUIPMENT

4"1/4 TRIPLE GOB: TG 3"

Baffle Mechanism

Easy Mounting Parts



Reference	Description
P-15QCS2	MOUNTING PARTS FOR BAFFLE ARMS EASY MOUNTINGS - SG-DG 4"1/4S & TG3" & TG 3"1/8 - SG-DG 5"S & TG85

IS SECTION VARIABLE EQUIPMENT

4"1/4 TRIPLE GOB: TG 3"

Baffle Mechanism Pantograph

Baffle Heads



Reference	Description
	EASY MOUNTING
P-15TG3P	BAFFLE HOLDER HEAD TG 3" EM - LOCKRING DIAMETER 62MM - SUITABLE TO THE E.M. PANTOGRAPH SUPPORT P-15-DG-PCR5

IS SECTION VARIABLE EQUIPMENT 4”1/4 TRIPLE GOB: TG 3” Baffle Mechanism Pantograph

Baffle Supports



Reference	Description
P-15-DG-PCR5	EASY MOUNTING PANTOGRAPH BAFFLE SUPPORT FOR EM BAFFLE HEAD - SG-DG 4”1/4S & TG 3”1/8 & TG3”

IS SECTION VARIABLE EQUIPMENT

4"1/4 TRIPLE GOB: TG 3"

Neck Ring

Neck Ring Holders



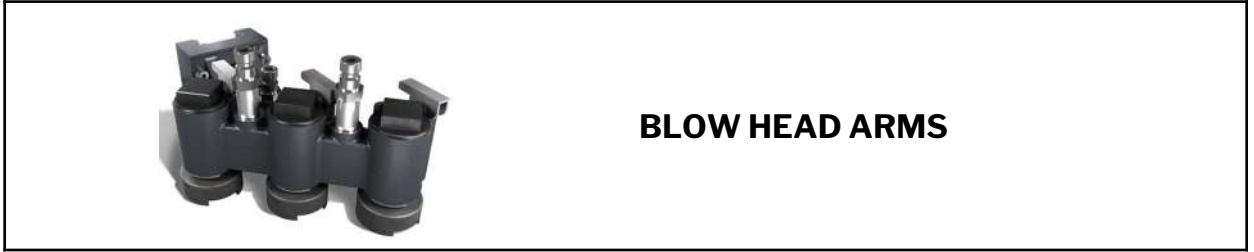
Reference	Description
	TRADITIONAL
P-B9191-6792-1	NECK RING HOLDER TG3 OFFSET

IS SECTION VARIABLE EQUIPMENT

4"1/4 TRIPLE GOB: TG 3"

Blow Head Mechanism

Blow Head Arms



Reference	Description
	EASY MOUNTING
P-B9200-203-5M1	BLOWHEAD ARM TG 3" EASY MOUNTING - BAYONET TYPE LOCK - LOCKRING DIAMETER 62MM - NEEDS THE MOUNTING PARTS P-13QCS1
P-13-B-16	BLOWHEAD ARM TG 3" EASY MOUNTING - WITH PUSH LOCKRING PLATE - BAYONET TYPE LOCK - LOCKRING DIAMETER 62MM - NEEDS THE MOUNTING PARTS P-13QCS1

IS SECTION VARIABLE EQUIPMENT

4"1/4 TRIPLE GOB: TG 3"

Blow Head Mechanism

Easy Mounting Parts



Reference	Description
	EASY MOUNTING
P-13QCS1	MOUNTING PARTS FOR BLOW HEAD ARMS EASY MOUNTINGS - SG-DG 4"1/4S & TG3" & TG 3"1/8 - SG-DG 5"S & TG85

IS SECTION VARIABLE EQUIPMENT 4"1/4 TRIPLE GOB: TG 3" Take Out Mechanism

Take Out Arms



TAKE OUT ARMS

Reference	Description
P-14-BC01	BELT DRIVEN TAKE-OUT ARM - SG-DG 4"1/4S & TG 3"1/8 & TG3"

IS SECTION VARIABLE EQUIPMENT

4"1/4 TRIPLE GOB: TG 3"

Take Out Mechanism

Take Out Tong Heads



Reference	Description
	X-Y FLOATING
P-14-PTR-GF-06	EM MOUNTING PARTS FOR X-Y FLOATING TONG HOLDER HEAD TG
P-14-PTR-GR-16	X-Y FLOATING TONG HOLDER HEAD TG 3" - NEEDS THE MTG PARTS P-14-PTR-GF-06

IS SECTION VARIABLE EQUIPMENT
4”1/4 TRIPLE GOB: TG 3”
 Blank & Blow Mold Support

Mold Holders




Reference	Description
P-B9191-6797-1	BLANK MOLD HOLDER TG 3"
P-B9191-6798-1	BLOW MOLD HOLDER TG 3"

IS SECTION VARIABLE EQUIPMENT

4"1/4 TRIPLE GOB: TG 3"

Blank & Blow Mold Support

Mold Holders



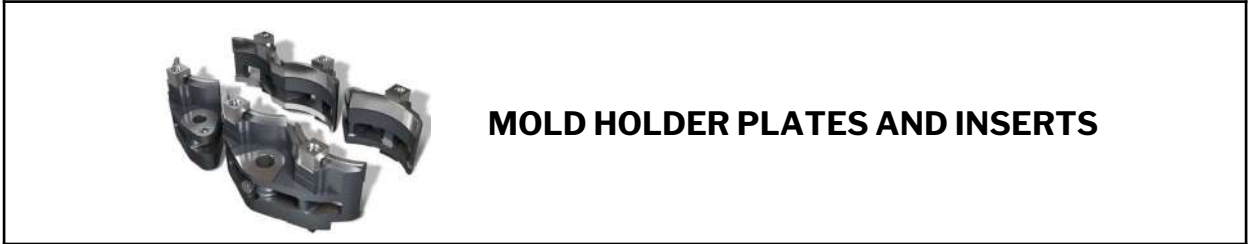
Reference	Description
P-27TG3P-1	MOLD HOLDER MOUNTING PARTS TG3" - FOR BLANK MOUNTING ASSEMBLIES NR.1 - FOR BLOW MOUNTING ASSEMBLIES NR.11
P-27TG3P-2	MOLD HOLDER MOUNTING PARTS TG3" - FOR BLANK MOUNTING ASSEMBLIES NR.2 - FOR BLOW MOUNTING ASSEMBLIES NR.12
P-27TG3P-3	MOLD HOLDER MOUNTING PARTS TG3" - FOR BLANK MOUNTING ASSEMBLIES NR.3 - FOR BLOW MOUNTING ASSEMBLIES NR.13

IS SECTION VARIABLE EQUIPMENT

4"1/4 TRIPLE GOB: TG 3"

Blank & Blow Mold Support

Mold Holders



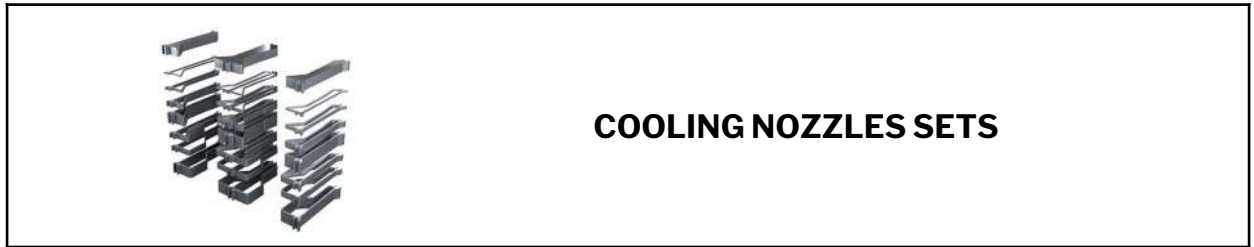
Reference	Description
P-27TG3I-1	MH INSERTS TG3" DIA.3"3/8 - MONODECK - BLANK MOUNTING ASSEMBLIES NO 1 WITH HDIM=9,5 - BLOW MOUNTING ASSEMBLIES NO 11 WITH HDIM=12,7
P-27TG3I-2	MH INSERTS TG3" DIA.3"3/8 - DOUBLE DECK - BLANK MOUNTING ASSEMBLIES NO 2-3 WITH HDIM=63,5 - BLOW MOUNTING ASSEMBLIES NO 12-13 WITH HDIM=66,7

IS SECTION VARIABLE EQUIPMENT

4"1/4 TRIPLE GOB: TG 3"

Cooling Molds

Cooling Nozzle Sets



Reference	Description
	BLANK SIDE
P-22-01DGSS8S	SET OF 8 SECT. DG 4"1/4 - TG 3"-TG 3"1/8 WIND COOLING NOZZLES BLANK SIDE
P-22-01DGSS10S	SET OF 10 SECT. DG 4"1/4 - TG 3"-TG 3"1/8 WIND COOLING NOZZLES BLANK SIDE
P-22-01DGSS12S	SET OF 12 SECT. DG 4"1/4 - TG 3"-TG 3"1/8 WIND COOLING NOZZLES BLANK SIDE
	BLANK SIDE - NECKRING COOLING
P-22-TG-8RCM	SET OF 8 SECT. TG 3"-TG 3"1/8 NECK RING COOLING NOZZLES BLANK SIDE
P-22-TG-10RCM	SET OF 10 SECT. TG 3"-TG 3"1/8 NECK RING COOLING NOZZLES BLANK SIDE
P-22-TG-12RCM	SET OF 12 SECT. TG 3"-TG 3"1/8 NECK RING COOLING NOZZLES BLANK SIDE
	BLOW SIDE
P-22-02DGSS8S	SET OF 8 SECT. DG 4"1/4 - TG 3"-TG 3"1/8 WIND COOLING NOZZLES BLOW SIDE
P-22-02DGSS10S	SET OF 10 SECT. DG 4"1/4 - TG 3"-TG 3"1/8 WIND COOLING NOZZLES BLOW SIDE
P-22-02DGSS12S	SET OF 12 SECT. DG 4"1/4 - TG 3"-TG 3"1/8 WIND COOLING NOZZLES BLOW SIDE

IS SECTION VARIABLE EQUIPMENT

4"1/4 TRIPLE GOB: TG 3"1/8

Plunger Mechanism



PLUNGER MECHANISMS

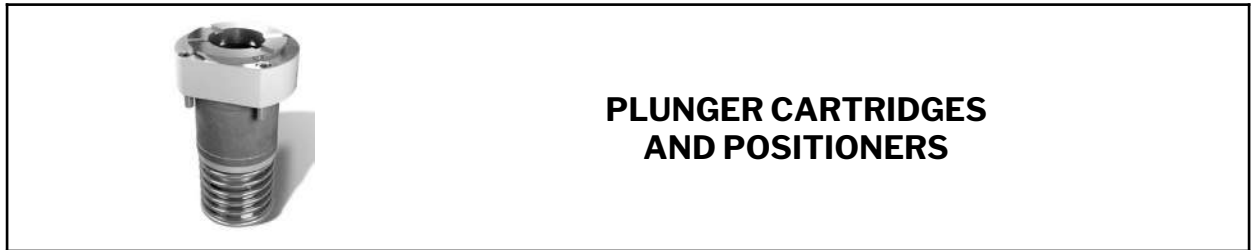
Reference	Description
	PLUNGER MECHANISM
P-04-TG318A	PLUNGER MECHANISM TG3"1/8 EASY MOUNTING BB,PB & NNPB - BLOW-BLOW , PRESS-BLOW & NNPB - PLUNGER STROKE 5"1/2
	CENTERING PLATE
P-04-TG318-P	CENTERING PLATE TG 3"1/8
	PLUNGER BASE
P-04TG318PB-B	PLUNGER BASE TG 3"1/8 QUICK CHANGE - FIXING SCREW FROM THE TOP - WITH REGULATION SCREW
	FLEXIBLE
P-KFB-TG318C	PLUNGER BASE HOSES KIT
	FOOT SUPPORT
P-B962-3002-GR1MB	FOOT SUPPORT ASSEMBLY - SG-DG 4"1/4 & TG3" & TG3"1/8 - SG-DG 5"S & TG85 - WITHOUT REGULATION SCREW

IS SECTION VARIABLE EQUIPMENT

4"1/4 TRIPLE GOB: TG 3"1/8

Plunger Mechanism

Plunger Cartridges and Positioners



Reference	Description
	BLOW-BLOW
P-04-S-TG	BLOW-BLOW CARTRIDGE - 35 MM MAX FINISH ON BLOW-BLOW - SPLIT RING PLUNGER LOCKING - SPRING ASSISTED THIMBLE UP - SUITABLE ONLY TO THE PLUNGER MECH. P-04-TG318A
	PRESS-BLOW
P-04-P-TG	PRESS-BLOW-NNPB POSITIONER - 45 MM MAX FINISH ON PRESS-BLOW - COMPLETE WITH A SET OF SPACERS - SUITABLE ONLY TO THE PLUNGER MECH. P-04-TG318A
	NARROW NECK PRESS-BLOW
P-04-P-TG	PRESS-BLOW-NNPB POSITIONER - 35 MM MAX FINISH ON NNPB - COMPLETE WITH A SET OF SPACERS - SUITABLE ONLY TO THE PLUNGER MECH. P-04-TG318A

IS SECTION VARIABLE EQUIPMENT

4"1/4 TRIPLE GOB: TG 3"1/8

Funnel Mechanism

Funnel Arms



Reference	Description
	EASY MOUNTING
P-16-TGEM	FUNNEL ARM TG 3 1/8" DIA. 2 1/2" EASY MOUNTING - NEEDS THE MOUNTING PARTS P-16QCS1

IS SECTION VARIABLE EQUIPMENT

4"1/4 TRIPLE GOB: TG 3"1/8

Funnel Mechanism

Easy Mounting Parts



Reference	Description
	EASY MOUNTING
P-16QCS1	MOUNTING PARTS FOR FUNNEL ARMS EASY MOUNTINGS - SG-DG 4"1/4S & TG3" & TG 3"1/8 - SG-DG 5"S & TG85

IS SECTION VARIABLE EQUIPMENT

4"1/4 TRIPLE GOB: TG 3"1/8

Baffle Mechanism

Baffle Arms



Reference	Description
	EASY MOUNTING
P-B923-1435TG318	BAFFLE ARM TG 3" 1/8 EASY MOUNTING - NEEDS THE MOUNTING PARTS P-15QCS2
P-15-B-3	BAFFLE ARM TG 3" 1/8 EASY MOUNTING - WITH PUSH LOCKRING PLATE - NEEDS THE MOUNTING PARTS P-15QCS2

IS SECTION VARIABLE EQUIPMENT

4"1/4 TRIPLE GOB: TG 3"1/8

Baffle Mechanism

Easy Mounting Parts



Reference	Description
P-15QCS2	MOUNTING PARTS FOR BAFFLE ARMS EASY MOUNTINGS - SG-DG 4"1/4S & TG3" & TG 3"1/8 - SG-DG 5"S & TG85

IS SECTION VARIABLE EQUIPMENT

4"1/4 TRIPLE GOB: TG 3"1/8

Baffle Mechanism Pantograph

Baffle Heads



Reference	Description
	EASY MOUNTING
P-B9200-385TG160	BAFFLE HOLDER HEAD TG 3" 1/8 EM - SUITABLE TO THE E.M. PANTOGRAPH SUPPORT P-15-DG-PCR5
P-15-T-3	BAFFLE HOLDER HEAD TG 3" 1/8 EM - WITH PUSH LOCKRING PLATE - SUITABLE TO THE E.M. PANTOGRAPH SUPPORT P-15-DG-PCR5

IS SECTION VARIABLE EQUIPMENT

4"1/4 TRIPLE GOB: TG 3"1/8

Baffle Mechanism Pantograph

Baffle Supports



Reference	Description
P-15-DG-PCR5	EASY MOUNTING PANTOGRAPH BAFFLE SUPPORT FOR EM BAFFLE HEAD - SG-DG 4"1/4S & TG 3"1/8 & TG3"

IS SECTION VARIABLE EQUIPMENT

4"1/4 TRIPLE GOB: TG 3"1/8

Neck Ring

Neck Ring Holders



NECK RING HOLDERS

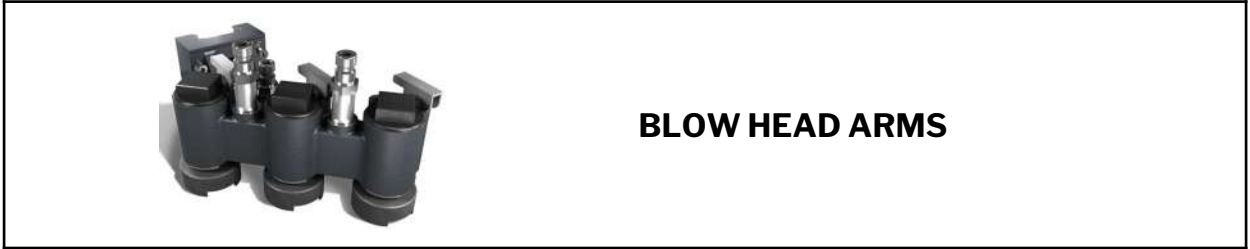
Reference	Description
	TRADITIONAL
P-02-03-TGM3	NECK RING HOLDER TG 3 1/8" OFFSET 45MM

IS SECTION VARIABLE EQUIPMENT

4"1/4 TRIPLE GOB: TG 3"1/8

Blow Head Mechanism

Blow Head Arms



Reference	Description
	EASY MOUNTING
P-B9200-203TG318M1	BLOWHEAD ARM TG 3 1/8" EASY MOUNTING - BAYONET TYPE LOCK - NEEDS THE MOUNTING PARTS P-13QCS1
P-13-B-3	BLOWHEAD ARM TG 3 1/8" EASY MOUNTING - BAYONET TYPE LOCK - WITH PUSH LOCKRING PLATE - NEEDS THE MOUNTING PARTS P-13QCS1

IS SECTION VARIABLE EQUIPMENT

4"1/4 TRIPLE GOB: TG 3"1/8

Blow Head Mechanism

Easy Mounting Parts



Reference	Description
	EASY MOUNTING
P-13QCS1	MOUNTING PARTS FOR BLOW HEAD ARMS EASY MOUNTINGS - SG-DG 4"1/4S & TG3" & TG 3"1/8 - SG-DG 5"S & TG85

IS SECTION VARIABLE EQUIPMENT

4"1/4 TRIPLE GOB: TG 3"1/8

Take Out Mechanism

Take Out Arms



Reference	Description
P-14-BC01	BELT DRIVEN TAKE-OUT ARM - SG-DG 4"1/4S & TG 3"1/8 & TG3"

IS SECTION VARIABLE EQUIPMENT

4"1/4 TRIPLE GOB: TG 3"1/8

Take Out Mechanism

Take Out Tong Heads



Reference	Description
	TRADITIONAL
P-B9210-275-15	TAKE-OUT TONG HEAD DG 4"1/4S EASY MOUNTING
P-14-TG	TAKE-OUT TONG HEAD ADAPTER TG 3 1/8" EASY MOUNTING - NEEDS TO BE INSTALLED ON THE DG 4"1/4 TONG HEAD P-B9210-275-15
	X-Y FLOATING
P-14-PTR-GF-06	EM MOUNTING PARTS FOR X-Y FLOATING TONG HOLDER HEAD TG
P-14-PTR-GR-15	X-Y FLOATING TONG HOLDER HEAD TG 3"1/8 - NEEDS THE MTG PARTS P-14-PTR-GF-06

IS SECTION VARIABLE EQUIPMENT

4"1/4 TRIPLE GOB: TG 3"1/8

Blank & Blow Mold Support

Mold Holders



Reference	Description
P-27-TG-CM	BLANK & BLOW MOLD HOLDER TG 3"1/8

IS SECTION VARIABLE EQUIPMENT

4"1/4 TRIPLE GOB: TG 3"1/8

Blank & Blow Mold Support

Mold Holders



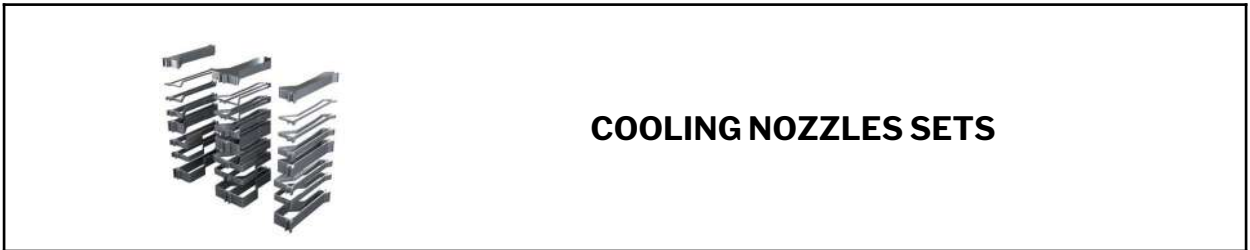
Reference	Description
P-27-TGRS-3M1	COMPLETE MOUNTING ASSEMBLY TG3"1/8 DIA.3" - WITH BLOCK LOCKS L= 31,75mm - SUITABLE TO THE MOLD HOLDER ARMS P-27-TG-CM
P-27-TGRS-3M2	COMPLETE MOUNTING ASSEMBLY TG3"1/8 DIA.3" - WITH BLOCK LOCKS L= 19,05mm - SUITABLE TO THE MOLD HOLDER ARMS P-27-TG-CM
P-27-TGRS-338M1	COMPLETE MOUNTING ASSEMBLY TG3"1/8 DIA.3 3/8" - WITH BLOCK LOCKS L= 31,75mm - SUITABLE TO THE MOLD HOLDER ARMS P-27-TG-CM
P-27-TGRS-338M2	COMPLETE MOUNTING ASSEMBLY TG3"1/8 DIA.3 3/8" - WITH BLOCK LOCKS L= 19,05mm - SUITABLE TO THE MOLD HOLDER ARMS P-27-TG-CM
P-1211-20M1	COMPLETE MOUNTING ASSEMBLY TG3"1/8 DIA.3 3/8" OFFSET 30mm - WITH BLOCK LOCKS L= 31,75mm - SUITABLE TO THE MOLD HOLDER ARMS P-27-TG-CM
P-1211-20M2	COMPLETE MOUNTING ASSEMBLY TG3"1/8 DIA.3 3/8" OFFSET 30mm - WITH BLOCK LOCKS L= 19,05mm - SUITABLE TO THE MOLD HOLDER ARMS P-27-TG-CM

IS SECTION VARIABLE EQUIPMENT

4"1/4 TRIPLE GOB: TG 3"1/8

Cooling Molds

Cooling Nozzle Sets



Reference	Description
	BLANK SIDE
P-22-01DGSS8S	SET OF 8 SECT. DG 4"1/4 - TG 3"-TG 3"1/8 WIND COOLING NOZZLES BLANK SIDE
P-22-01DGSS10S	SET OF 10 SECT. DG 4"1/4 - TG 3"-TG 3"1/8 WIND COOLING NOZZLES BLANK SIDE
P-22-01DGSS12S	SET OF 12 SECT. DG 4"1/4 - TG 3"-TG 3"1/8 WIND COOLING NOZZLES BLANK SIDE
	BLANK SIDE - NECKRING COOLING
P-22-TG-8RCM	SET OF 8 SECT. TG 3"-TG 3"1/8 NECK RING COOLING NOZZLES BLANK SIDE
P-22-TG-10RCM	SET OF 10 SECT. TG 3"-TG 3"1/8 NECK RING COOLING NOZZLES BLANK SIDE
P-22-TG-12RCM	SET OF 12 SECT. TG 3"-TG 3"1/8 NECK RING COOLING NOZZLES BLANK SIDE
	BLOW SIDE
P-22-02DGSS8S	SET OF 8 SECT. DG 4"1/4 - TG 3"-TG 3"1/8 WIND COOLING NOZZLES BLOW SIDE
P-22-02DGSS10S	SET OF 10 SECT. DG 4"1/4 - TG 3"-TG 3"1/8 WIND COOLING NOZZLES BLOW SIDE
P-22-02DGSS12S	SET OF 12 SECT. DG 4"1/4 - TG 3"-TG 3"1/8 WIND COOLING NOZZLES BLOW SIDE

IS SECTION VARIABLE EQUIPMENT

5" SINGLE GOB

Plunger Mechanism



PLUNGER MECHANISMS


Reference	Description
	PLUNGER MECHANISM
P-B962-3094-2M	PLUNGER MECHANISM SG 5"S EASY MOUNTING - PLUNGER STROKE 4"5/8 - BLOW & BLOW PROCESS (FOR LIMITS SEE MOLD DESIGN DATA)
P-B962-11016-5S	PLUNGER MECHANISM SG 5"S EASY MOUNTING - PLUNGER STROKE 7" - BLOW-BLOW PROCESS (FOR LIMITS SEE MOLD DESIGN DATA) - PRESS-BLOW PROCESS (FOR LIMITS SEE MOLD DESIGN DATA)
	CENTERING PLATE
P-B962-3006-1M1	CENTERING PLATE SG-DG 5"S
	PLUNGER BASE
P-B962-3011-7LB	PLUNGER BASE SG-DG 5"S QUICK CHANGE - FIXING SCREW FROM THE TOP - WITH REGULATION SCREW
	FLEXIBLE
P-KFB-01G	PLUNGER BASE HOSES KIT
	FOOT SUPPORT
P-B962-3002-GR1MB	FOOT SUPPORT ASSEMBLY - SG-DG 4"1/4 & TG3" & TG3"1/8 - SG-DG 5"S & TG85 - WITHOUT REGULATION SCREW

IS SECTION VARIABLE EQUIPMENT

5" SINGLE GOB

Plunger Mechanism

Plunger Cartridges and Positioners



Reference	Description
	BLOW-BLOW
P-B962-170-GR11M	BLOW-BLOW CARTRIDGE - SPLIT RING PLUNGER LOCKING - SPRING ASSISTED THIMBLE UP - SUITABLE TO PLUNG.MECH. P-B962-3094-2M
P-B962-3036-7L	BLOW-BLOW CARTRIDGE - HORSE SHOE PLUNGER LOCKING - SPRING ASSISTED THIMBLE UP - INDEPENDENT LUBRICATION LINE - 5/8" TO 1"1/8 COUNTERBLOW PLUNGER PULL - WITH EXTERNAL BUSHING CAN BE USED IN DG512-DG614 AS P-B962-3036-8L - SUITABLE TO THE PLUNGER MECH. P-B962-3094-2M
P-B962-3036-11M	BLOW-BLOW CARTRIDGE - SPLIT RING PLUNGER LOCKING - SPRING ASSISTED THIMBLE UP - SUITABLE TO THE PLUNGER MECH. P-B962-11016-5S
	WIDE MOUTH PRESS-BLOW
P-B962-3069-4M	PRESS-BLOW POSITIONER - 70 MM MAX FINISH - COMPLETE WITH ADAPTER AND SET OF SPACERS - SUITABLE TO THE PLUNGER MECH. P-B962-11016-5S
P-B962-3069-3	PRESS-BLOW POSITIONER - 90 MM MAX FINISH - COMPLETE WITH ADAPTER AND SET OF SPACERS - SUITABLE TO THE PLUNGER MECH. P-B962-11016-5S
P-B962-3068-2	PRESS-BLOW POSITIONER - 120 MM MAX FINISH - COMPLETE WITH ADAPTER AND SET OF SPACERS - SUITABLE TO THE PLUNGER MECH. P-B962-11016-5S

IS SECTION VARIABLE EQUIPMENT

5" SINGLE GOB

Funnel Mechanism

Funnel Arms



Reference	Description
	EASY MOUNTING
P-B9191-9133-11	FUNNEL ARM SG 4"1/4S-5"S STRAIGHT No1 DIA.3"1/2 EASY MOUNTING - NEEDS THE MOUNTING PARTS P-16QCS1
P-B9191-9133-12	FUNNEL ARM SG 4"1/4S-5"S STRAIGHT No2 DIA.4"7/16 EASY MOUNTING - NEEDS THE MOUNTING PARTS P-16QCS1
P-B9191-9133-13	FUNNEL ARM SG 4"1/4S-5"S STRAIGHT No3 DIA.5"3/16 EASY MOUNTING - NEEDS THE MOUNTING PARTS P-16QCS1
P-16-A-D-GR4EM	FUNNEL ARM SG 4"1/4S-5"S STRAIGHT No3 DIA.6"3/4 EASY MOUNTING - NEEDS THE MOUNTING PARTS P-16QCS1

IS SECTION VARIABLE EQUIPMENT

5" SINGLE GOB

Funnel Mechanism

Easy Mounting Parts



Reference	Description
	EASY MOUNTING
P-16QCS1	MOUNTING PARTS FOR FUNNEL ARMS EASY MOUNTINGS - SG-DG 5"S & TG85

IS SECTION VARIABLE EQUIPMENT

5" SINGLE GOB

Baffle Mechanism

Baffle Arms



Reference	Description
	EASY MOUNTING
P-B9191-9135-5	BAFFLE ARM SG 4"1/4S-5"S EASY MOUNTING - NEEDS THE MOUNTING PARTS P-15QCS2
P-15-B-1	BAFFLE ARM SG 4"1/4S-5"S EASY MOUNTING - WITH PUSH LOCKRING PLATE - NEEDS THE MOUNTING PARTS P-15QCS2

IS SECTION VARIABLE EQUIPMENT

5" SINGLE GOB

Baffle Mechanism

Easy Mounting Parts



Reference	Description
P-15QCS2	MOUNTING PARTS FOR BAFFLE ARMS EASY MOUNTINGS - SG-DG 4"1/4S & TG3" & TG 3"1/8 - SG-DG 5"S & TG85

IS SECTION VARIABLE EQUIPMENT 5" SINGLE GOB Baffle Mechanism Pantograph

Baffle Heads



Reference	Description
	EASY MOUNTING
P-B9200-385-1M1	BAFFLE HOLDER HEAD SG 5"S EM - SUITABLE TO THE E.M. PANTOGRAPH SUPPORT P-515-DG-PCRE
P-15-T-8	BAFFLE HOLDER HEAD SG 5"S EM - WITH PUSH LOCKRING PLATE - SUITABLE TO THE E.M. PANTOGRAPH SUPPORT P-515-DG-PCRE

IS SECTION VARIABLE EQUIPMENT

5" SINGLE GOB

Baffle Mechanism Pantograph

Baffle Supports



Reference	Description
P-515-DG-PCRE	EASY MOUNTING PANTOGRAPH BAFFLE SUPPORT FOR EM BAFFLE HEAD - SG-DG 5"S & TG85

IS SECTION VARIABLE EQUIPMENT 5" SINGLE GOB

Neck Ring

Neck Ring Holders



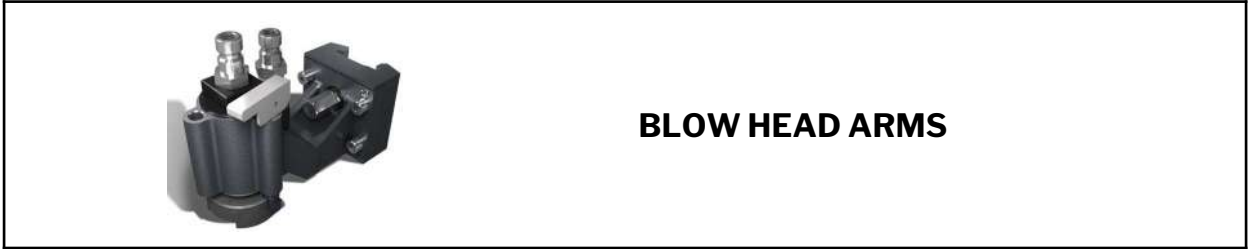
Reference	Description
	TRADITIONAL
P-B9191-98-12K	NECK RING HOLDER SG 4"1/4S-5"S STRAIGHT NR.1 DIA.3" -SUITABLE TO SG BB NECK RING ASSY DESIGN-
P-B9191-98-11K	NECK RING HOLDER SG 4"1/4S-5"S OFFSET NR.1 DIA.3" -SUITABLE TO SG BB NECK RING ASSY DESIGN-
P-B9191-98-10K	NECK RING HOLDER SG 4"1/4S-5"S STRAIGHT NR.2 DIA.4" -SUITABLE TO SG BB NECK RING ASSY DESIGN-
P-B9191-98-9K	NECK RING HOLDER SG 4"1/4S-5"S OFFSET NR.2 DIA.4" -SUITABLE TO SG BB NECK RING ASSY DESIGN-
P-B9191-98-14K	NECK RING HOLDER SG 4"1/4S-5"S STRAIGHT NR.3 DIA.4 3/4" -UP TO 120 MM
P-B9191-98-13K	NECK RING HOLDER SG 4"1/4S-5"S OFFSET NR.3 DIA.4 3/4" -UP TO 120 MM

IS SECTION VARIABLE EQUIPMENT

5" SINGLE GOB

Blow Head Mechanism

Blow Head Arms



Reference	Description
	EASY MOUNTING
P-B9200-201-16M1	BLOWHEAD ARM SG 5"S EASY MOUNTING - BAYONET TYPE LOCK - NEEDS THE MOUNTING PARTS P-13QCS1
P-13-B-5	BLOWHEAD ARM SG 5"S EASY MOUNTING - BAYONET TYPE LOCK - WITH PUSH LOCKRING PLATE - NEEDS THE MOUNTING PARTS P-13QCS1

IS SECTION VARIABLE EQUIPMENT

5" SINGLE GOB

Blow Head Mechanism

Easy Mounting Parts



Reference	Description
	EASY MOUNTING
P-13QCS1	MOUNTING PARTS FOR BLOW HEAD ARMS EASY MOUNTINGS - SG-DG 4"1/4S & TG3" & TG 3"1/8 - SG-DG 5"S & TG85

IS SECTION VARIABLE EQUIPMENT

5" SINGLE GOB

Take Out Mechanism

Take Out Arms



Reference	Description
P-514-BCE6	BELT DRIVEN TAKE-OUT ARM - SG-DG 5"S & TG85

IS SECTION VARIABLE EQUIPMENT

5" SINGLE GOB

Take Out Mechanism

Take Out Tong Heads

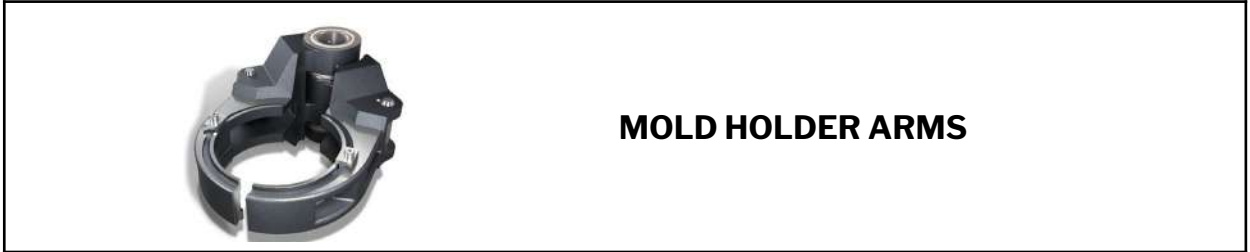


Reference	Description
	TRADITIONAL
P-B9191-9125-15S	TAKE-OUT TONG HEAD SG 5"S EASY MOUNTING - FOR HEAVY WARE
P-B9191-9125-D8	SPACERS 6" FOR TRADITIONAL TONG HEAD SG
	X-Y FLOATING
P-14-PTR-GF-01	EM MOUNTING PARTS FOR X-Y FLOATING TONG HOLDER HEAD SG
P-14-PTR-GF-02	EM MOUNTING PARTS FOR X-Y FLOATING TONG HOLDER HEAD DG
P-14-PTR-GR-18	X-Y FLOATING TONG HOLDER HEAD SG 5"S - NEEDS THE MTG PARTS P-14-PTR-GF-01
P-14-PTR-GR-18M	X-Y FLOATING TONG HOLDER HEAD SG 5"S SPECIAL - NEEDS THE DG MTG PARTS P-14-PTR-GF-02 - FOR HEAVY WARE

IS SECTION VARIABLE EQUIPMENT 5" SINGLE GOB

Blank & Blow Mold Support

Mold Holders



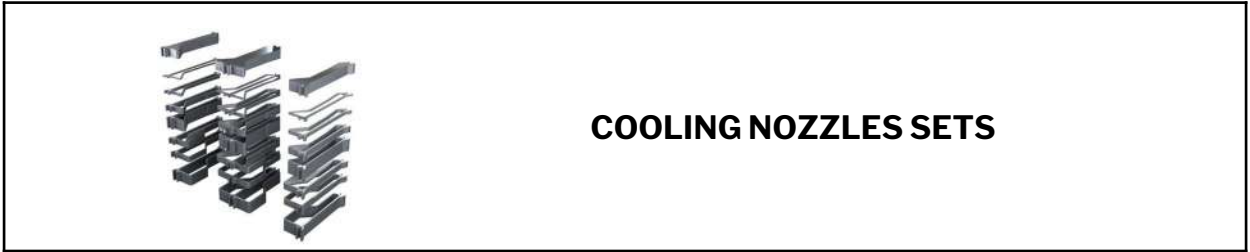
Reference	Description
	BLANK SIDE, STANDARD TYPE
P-527SM-AS0	BLANK MOLD HOLDER SG 5S NO.0 DIA.3" STD
P-527SM-AS1	BLANK MOLD HOLDER SG 5S NO.1 DIA.4"1/4 STD
P-527SM-AS2	BLANK MOLD HOLDER SG 5S NO. 2 DIA.5"1/8 STD
P-527SM-AS3	BLANK MOLD HOLDER SG 5S NO.3 DIA. 6" STD
P-527SM-AS4	BLANK MOLD HOLDER SG 5S NO.4 DIA. 6"7/8 STD
P-527SM-AS5	BLANK MOLD HOLDER SG 5S NO.5 DIA 7"3/4 STD
	BLANK SIDE, OFFSET TYPE
P-527SM-AOS3	BLANK MOLD HOLDER SG 5S NO.3 DIA. 6" OFFSET 2"
P-527SM-AOS4	BLANK MOLD HOLDER SG 5S NO.4 DIA. 6"7/8 OFFSET 2"
P-527SM-AOS5	BLANK MOLD HOLDER SG 5S NO.5 DIA 7"3/4 OFFSET 2"
P-527SM-AOS6	BLANK MOLD HOLDER SG 5S NO.6 DIA 8"1/2 OFFSET 2"
	BLOW SIDE, STANDARD TYPE
P-B9191-5669-1M	MOLD HOLDER SG 4"1/4S-SG 5"-SG 5"S STD NR.0 DIA.3" WITH PLUNGER LOCKS
P-B9191-5670-1M	MOLD HOLDER SG 4"1/4S-SG 5" STD NR.1 DIA.4"1/4 WITH PLUNGER LOCKS
P-B9191-5665-1M	MOLD HOLDER SG 4"1/4S-SG 5" STD NR.2 DIA.5"1/8 WITH PLUNGER LOCKS
P-B9191-5970-3M	MOULD HOLDER SG 414S NO3 DIA.6"STD WITH PLUNGER AND BLOCK LOCKS
P-B9191-5971-2K	MOLD HOLDER SG 4"1/4S-SG 5" STD NR.4 DIA.6"7/8 WITH PLUNGER AND BLOCK LOCKS
P-B9191-6272-1K	MOLD HOLDER SG 4"1/4S-SG 5" STD NR.5 DIA.7"3/4 WITH PLUNGER AND BLOCK LOCKS
P-27-GR6	MOLD HOLDER SG 4"1/4S-SG 5" STD NR.6 DIA 8"1/2 WITH PLUNGER AND BLOCK LOCKS
	BLOW SIDE, OFFSET TYPE
P-B9191-5444-2K	MOLD HOLDER SG 4"1/4S-SG 5" OFFSET NR.3 DIA.6" WITH BLOCK LOCKS
P-B9191-5349-2K	MOLD HOLDER SG 4"1/4S-SG 5" OFFSET NR.4 DIA.6"7/8 WITH BLOCK LOCKS
P-B9191-5345-2K	MOLD HOLDER SG 4"1/4S-SG 5" OFFSET NR.5 DIA.7"3/4 WITH BLOCK LOCKS
P-B9191-5727-1K	MOLD HOLDER SG 4"1/4S-SG 5" OFFSET NR.6 DIA 8"1/2 WITH BLOCK LOCKS
P-27-OS-GR7918	MOLD HOLDER SG 4"1/4S-SG 5" OFFSET NR.7A DIA 9"1/8 WITH BLOCK LOCKS
P-27-OS-GR7	MOLD HOLDER SG 4"1/4S-SG 5" OFFSET NR.7 DIA 9"1/4 WITH BLOCK LOCKS

IS SECTION VARIABLE EQUIPMENT

5" SINGLE GOB

Cooling Molds

Cooling Nozzle Sets



Reference	Description
	BLANK SIDE
P-5E22-01DGSS8S	SET OF 8 SECT. SG-DG 5"S WIND COOLING NOZZLES BLANK SIDE
P-5E22-01DGSS10S	SET OF 10 SECT. SG-DG 5"S WIND COOLING NOZZLES BLANK SIDE
P-5E22-01DGSS12S	SET OF 12 SECT. SG-DG 5"S WIND COOLING NOZZLES BLANK SIDE
	BLANK SIDE - NECKRING COOLING
P-5E22-01DGPS8S	SET OF 8 SECT. DG 5"S NECK RING COOLING NOZZLES BLANK SIDE
P-5E22-01DGPS10S	SET OF 10 SECT. DG 5"S NECK RING COOLING NOZZLES BLANK SIDE
P-5E22-01DGPS12S	SET OF 12 SECT. DG 5"S NECK RING COOLING NOZZLES BLANK SIDE
	BLOW SIDE
P-5E22-02DGSS8S	SET OF 8 SECT. SG-DG 5"S WIND COOLING NOZZLES BLOW SIDE
P-5E22-02DGSS10S	SET OF 10 SECT. SG-DG 5"S WIND COOLING NOZZLES BLOW SIDE
P-5E22-02DGSS12S	SET OF 12 SECT. SG-DG 5"S WIND COOLING NOZZLES BLOW SIDE

IS SECTION VARIABLE EQUIPMENT

5" DOUBLE GOB

Plunger Mechanism



PLUNGER MECHANISMS

Reference	Description
	PLUNGER MECHANISM
P-B962-11016-4L	PLUNGER MECHANISM DG 5"S EASY MOUNTING BB,PB & NNPB - BLOW-BLOW , PRESS-BLOW & NNPB - PLUNGER STROKE 7"
	CENTERING PLATE
P-B962-3006-1M1	CENTERING PLATE SG-DG 5"S
	PLUNGER BASE
P-B962-3011-7LB	PLUNGER BASE SG-DG 5"S QUICK CHANGE - FIXING SCREW FROM THE TOP - WITH REGULATION SCREW
	FLEXIBLE
P-KFB-01G	PLUNGER BASE HOSES KIT
	FOOT SUPPORT
P-B962-3002-GR1MB	FOOT SUPPORT ASSEMBLY - SG-DG 4"1/4 & TG3" & TG3"1/8 - SG-DG 5"S & TG85 - WITHOUT REGULATION SCREW

IS SECTION VARIABLE EQUIPMENT

5" DOUBLE GOB

Plunger Mechanism

Plunger Cartridges and Positioners



PLUNGER CARTRIDGES AND POSITIONERS

Reference	Description
	BLOW-BLOW
P-B962-170-GR11M	BLOW-BLOW CARTRIDGE - SPLIT RING PLUNGER LOCKING - SPRING ASSISTED THIMBLE UP - FOR LIMITS SEE MOLD DESIGN DATA
P-B962-3051-GR2M	BLOW-BLOW CARTRIDGE - SPLIT RING PLUNGER LOCKING - SPRING ASSISTED THIMBLE UP - FOR LIMITS SEE MOLD DESIGN DATA
P-B962-3036-7L	BLOW-BLOW CARTRIDGE - HORSE SHOE PLUNGER LOCKING - SPRING ASSISTED THIMBLE UP - INDEPENDENT LUBRICATION LINE - 5/8" TO 1"1/8 COUNTERBLOW PLUNGER PULL - WITH EXTERNAL BUSHING CAN BE USED IN DG512-DG614 AS P-B962-3036-8L
	WIDE MOUTH PRESS-BLOW
P-B962-407L	PRESS-BLOW POSITIONER - 70 MM MAX FINISH - COMPLETE WITH ADAPTER AND SET OF SPACERS - INDEPENDENT LUBRICATION LINE
P-B962-412	PRESS-BLOW POSITIONER - 83 MM MAX FINISH - COMPLETE WITH ADAPTER AND SET OF SPACERS - INDEPENDENT LUBRICATION LINE
P-B962-407L83	PRESS-BLOW POSITIONER - 70 MM MAX FINISH - 83 MM MAX FINISH - COMPLETE WITH ADAPTER AND SET OF SPACERS - INDEPENDENT LUBRICATION LINE
P-504-P-90S	PRESS-BLOW POSITIONER - 90 MM MAX FINISH - COMPLETE WITH ADAPTER AND SET OF SPACERS - INDEPENDENT LUBRICATION LINE
	NARROW NECK PRESS-BLOW
P-B962-404L-7	NNPB POSITIONER - 38 MM MAX FINISH - COMPLETE WITH ADAPTER AND SET OF SPACERS - INDEPENDENT LUBRICATION LINE

IS SECTION VARIABLE EQUIPMENT

5" DOUBLE GOB

Funnel Mechanism

Funnel Arms



Reference	Description
	EASY MOUNTING
P-B9191-9133-8M	FUNNEL ARM DG 5" S DIA. 3 1/4" EASY MOUNTING - FOR FLAT FUNNELS - NEEDS THE MOUNTING PARTS P-16QCS1
P-B9191-9133-9M	FUNNEL ARM DG 5" S DIA. 3 1/2" EASY MOUNTING - FOR FLAT FUNNELS - NEEDS THE MOUNTING PARTS P-16QCS1
P-B9191-9133-10M	FUNNEL ARM DG 5" S DIA. 3 13/16" EASY MOUNTING - FOR FLAT FUNNELS - NEEDS THE MOUNTING PARTS P-16QCS1

IS SECTION VARIABLE EQUIPMENT

5" DOUBLE GOB

Funnel Mechanism

Easy Mounting Parts



Reference	Description
	EASY MOUNTING
P-16QCS1	MOUNTING PARTS FOR FUNNEL ARMS EASY MOUNTINGS - SG-DG 4"1/4S & TG3" & TG 3"1/8 - SG-DG 5"S & TG85

IS SECTION VARIABLE EQUIPMENT

5" DOUBLE GOB

Baffle Mechanism

Baffle Arms



Reference	Description
	EASY MOUNTING
P-B9191-9135-4	BAFFLE ARM DG 5"S EASY MOUNTING - NEEDS THE MOUNTING PARTS P-15QCS2
P-15-B-6	BAFFLE ARM DG 5"S EASY MOUNTING - WITH PUSH LOCKRING PLATE - NEEDS THE MOUNTING PARTS P-15QCS2

IS SECTION VARIABLE EQUIPMENT

5" DOUBLE GOB

Baffle Mechanism

Easy Mounting Parts



Reference	Description
P-15QCS2	MOUNTING PARTS FOR BAFFLE ARMS EASY MOUNTINGS - SG-DG 4"1/4S & TG3" & TG 3"1/8 - SG-DG 5"S & TG85

IS SECTION VARIABLE EQUIPMENT

5" DOUBLE GOB

Baffle Mechanism Pantograph

Baffle Heads



BAFFLE HEADS FOR PANTOGRAPH SUPPORTS

Reference	Description
	EASY MOUNTING
P-B9200-385-3	BAFFLE HOLDER HEAD DG 5"S EM - SUITABLE TO THE E.M. PANTOGRAPH SUPPORT P-515-DG-PCRE
P-15-T-6	BAFFLE HOLDER HEAD DG 5"S EM - WITH PUSH LOCKRING PLATE - SUITABLE TO THE E.M. PANTOGRAPH SUPPORT P-515-DG-PCRE

IS SECTION VARIABLE EQUIPMENT 5" DOUBLE GOB Baffle Mechanism Pantograph

Baffle Supports



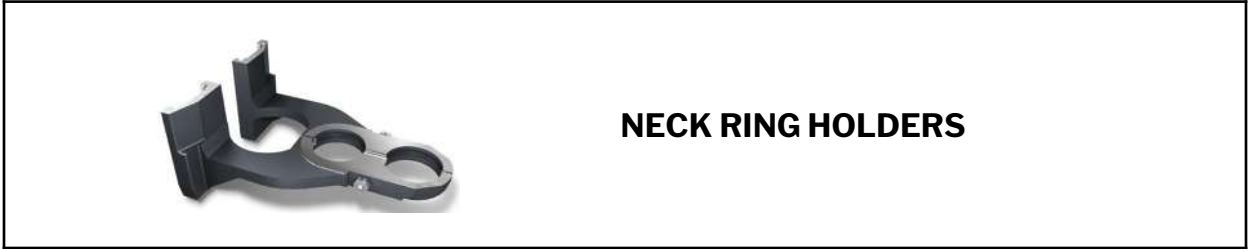
PANTOGRAPH BAFFLE SUPPORTS

Reference	Description
P-515-DG-PCRE	EASY MOUNTING PANTOGRAPH BAFFLE SUPPORT FOR EM BAFFLE HEAD - SG-DG 5"S & TG85

IS SECTION VARIABLE EQUIPMENT 5" DOUBLE GOB

Neck Ring

Neck Ring Holders



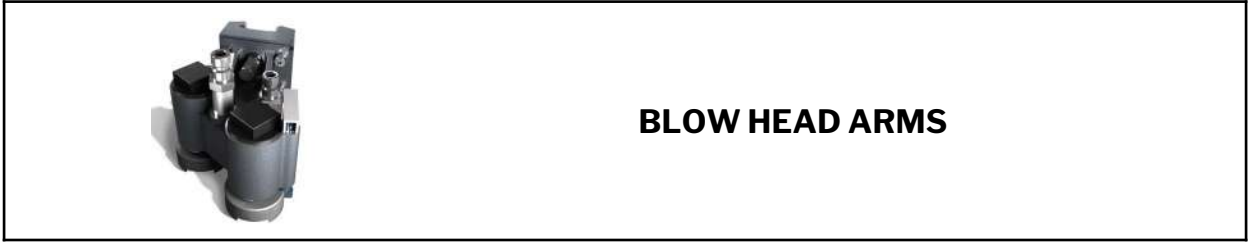
Reference	Description
	TRADITIONAL
P-B9191-7825GR4K	NECK RING HOLDER DG 5"S STRAIGHT 70MM
P-B9191-7825GR1K	NECK RING HOLDER DG 5"S OFFSET 70MM
P-B9191-7825GR5K	NECK RING HOLDER DG 5"S OFFSET 83MM
P-B9191-7825GR3K	NECK RING HOLDER DG 5"S OFFSET 90MM

IS SECTION VARIABLE EQUIPMENT

5" DOUBLE GOB

Blow Head Mechanism

Blow Head Arms



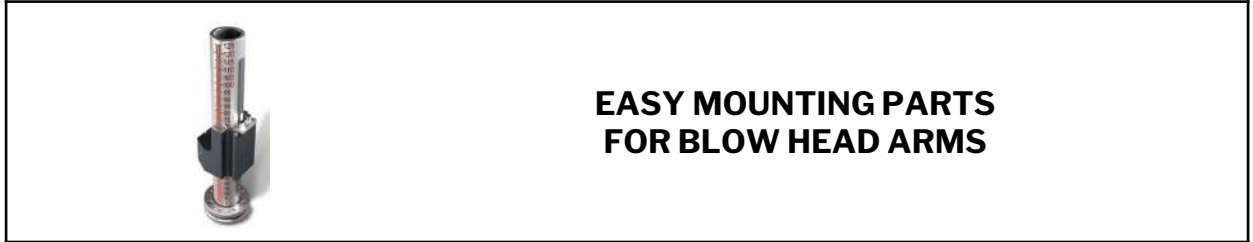
Reference	Description
	EASY MOUNTING
P-B9200-202-6M1	BLOWHEAD ARM DG 5"S EASY MOUNTING - BAYONET TYPE LOCK - NEEDS THE MOUNTING PARTS P-13QCS1
P-13-B-6	BLOWHEAD ARM DG 5"S EASY MOUNTING - BAYONET TYPE LOCK - WITH PUSH LOCKRING PLATE - NEEDS THE MOUNTING PARTS P-13QCS1

IS SECTION VARIABLE EQUIPMENT

5" DOUBLE GOB

Blow Head Mechanism

Easy Mounting Parts



Reference	Description
	EASY MOUNTING
P-13QCS1	MOUNTING PARTS FOR BLOW HEAD ARMS EASY MOUNTINGS - SG-DG 4"1/4S & TG3" & TG 3"1/8 - SG-DG 5"S & TG85

IS SECTION VARIABLE EQUIPMENT 5" DOUBLE GOB Take Out Mechanism

Take Out Arms



TAKE OUT ARMS

Reference	Description
P-514-BCE6	BELT DRIVEN TAKE-OUT ARM - SG-DG 5"S & TG85

IS SECTION VARIABLE EQUIPMENT

5" DOUBLE GOB

Take Out Mechanism

Take Out Tong Heads



Reference	Description
	TRADITIONAL
P-B9210-275-16	TAKE-OUT TONG HEAD DG 5"S EASY MOUNTING
	X-Y FLOATING
P-14-PTR-GF-02	EM MOUNTING PARTS FOR X-Y FLOATING TONG HOLDER HEAD DG
P-14-PTR-GR-05	X-Y FLOATING TONG HOLDER HEAD DG 5"S - NEEDS THE MTG PARTS P-14-PTR-GF-02

IS SECTION VARIABLE EQUIPMENT

5" DOUBLE GOB

Blank & Blow Mold Support

Mold Holders




Reference	Description
	BLANK SIDE
P-B9191-9240-2	BLANK MOLD HOLDER ARMS DG 5"S NR.1 - SUITABLE TO THE P-B9191-9227 INSERT SERIES
P-B9191-9241-2	BLANK MOLD HOLDER ARMS DG 5"S NR.2 - SUITABLE TO THE P-B9191-9227 INSERT SERIES
P-B9191-9242-2	BLANK MOLD HOLDER ARMS DG 5"S NR.3 - SUITABLE TO THE P-B9191-9227 INSERT SERIES
	BLOW SIDE
P-B9191-9009-2M	BLOW MOLD HOLDER ARMS DG 5"S NR.1 - SUITABLE TO THE P-B9191-9227 INSERT SERIES
P-B9191-9010-2	BLOW MOLD HOLDER ARMS DG 5"S NR.2 - SUITABLE TO THE P-B9191-9227 INSERT SERIES
P-B9191-9011-2	BLOW MOLD HOLDER ARMS DG 5"S NR.3 - SUITABLE TO THE P-B9191-9227 INSERT SERIES

IS SECTION VARIABLE EQUIPMENT 5" DOUBLE GOB

Blank & Blow Mold Support

Mold Holders

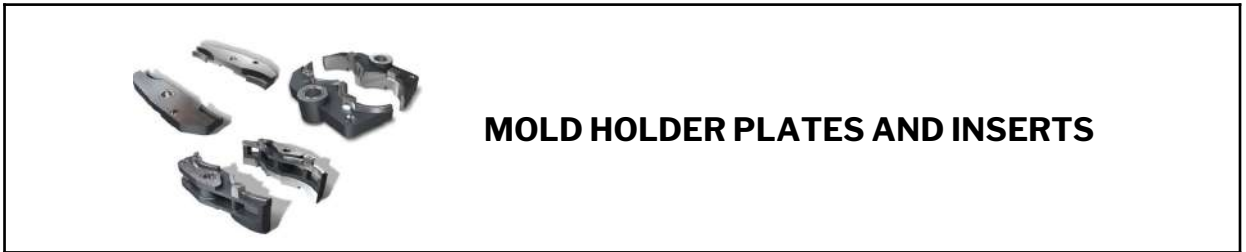


Reference	Description
P-B9191-9224-1	MOLD HOLDER MOUNTING PARTS DG 5"S - FOR MOUNTING ASSEMBLIES NR. 01-02-03 - SUITABLE TO THE MH INSERTS P-B9191-9227 SERIES
P-B9191-9224-2	MOLD HOLDER MOUNTING PARTS DG 5"S - FOR MOUNTING ASSEMBLIES NR. 11 - SUITABLE TO THE MH INSERTS P-B9191-9227 SERIES
P-B9191-9224-3	MOLD HOLDER MOUNTING PARTS DG 5"S - FOR MOUNTING ASSEMBLIES NR. 12 - SUITABLE TO THE MH INSERTS P-B9191-9227 SERIES
P-B9191-9224-4	MOLD HOLDER MOUNTING PARTS DG 5"S - FOR MOUNTING ASSEMBLIES NR. 13 - SUITABLE TO THE MH INSERTS P-B9191-9227 SERIES
P-B9191-9224-5	MOLD HOLDER MOUNTING PARTS DG 5"S - FOR MOUNTING ASSEMBLIES NR. 14 - SUITABLE TO THE MH INSERTS P-B9191-9227 SERIES
P-B9191-9225-1	MOLD HOLDER MOUNTING PARTS DG 5"S - FOR MOUNTING ASSEMBLIES NR. 21-25 - SUITABLE TO THE MH INSERTS P-B9191-9227 SERIES
P-B9191-9225-2	MOLD HOLDER MOUNTING PARTS DG 5"S - FOR MOUNTING ASSEMBLIES NR. 22 - SUITABLE TO THE MH INSERTS P-B9191-9227 SERIES
P-B9191-9225-3	MOLD HOLDER MOUNTING PARTS DG 5"S - FOR MOUNTING ASSEMBLIES NR. 23 - SUITABLE TO THE MH INSERTS P-B9191-9227 SERIES
P-B9191-9225-4	MOLD HOLDER MOUNTING PARTS DG 5"S - FOR MOUNTING ASSEMBLIES NR. 24 - SUITABLE TO THE MH INSERTS P-B9191-9227 SERIES
P-B9191-9226-1	MOLD HOLDER MOUNTING PARTS DG 5"S - FOR MOUNTING ASSEMBLIES NR. 31-38-41-45 - SUITABLE TO THE MH INSERTS P-B9191-9227 SERIES
P-B9191-9226-2	MOLD HOLDER MOUNTING PARTS DG 5"S - FOR MOUNTING ASSEMBLIES NR. 32-42 - SUITABLE TO THE MH INSERTS P-B9191-9227 SERIES
P-B9191-9226-3	MOLD HOLDER MOUNTING PARTS DG 5"S - FOR MOUNTING ASSEMBLIES NR. 33-43 - SUITABLE TO THE MH INSERTS P-B9191-9227 SERIES
P-B9191-9226-4	MOLD HOLDER MOUNTING PARTS DG 5"S - FOR MOUNTING ASSEMBLIES NR. 34-44 - SUITABLE TO THE MH INSERTS P-B9191-9227 SERIES
P-B9191-9226-5	MOLD HOLDER MOUNTING PARTS DG 5"S - FOR MOUNTING ASSEMBLIES NR. 35-37 - SUITABLE TO THE MH INSERTS P-B9191-9227 SERIES
P-B9191-9226-6	MOLD HOLDER MOUNTING PARTS DG 5"S - FOR MOUNTING ASSEMBLIES NR. 36 - SUITABLE TO THE MH INSERTS P-B9191-9227 SERIES
P-B9191-9054-16	MOLD HOLDER MOUNTING PARTS DG 5"S - FOR MOUNTING ASSEMBLIES NR. 46 - SUITABLE TO THE MH INSERTS P-B9191-9227 SERIES

IS SECTION VARIABLE EQUIPMENT 5" DOUBLE GOB

Blank & Blow Mold Support

Mold Holders



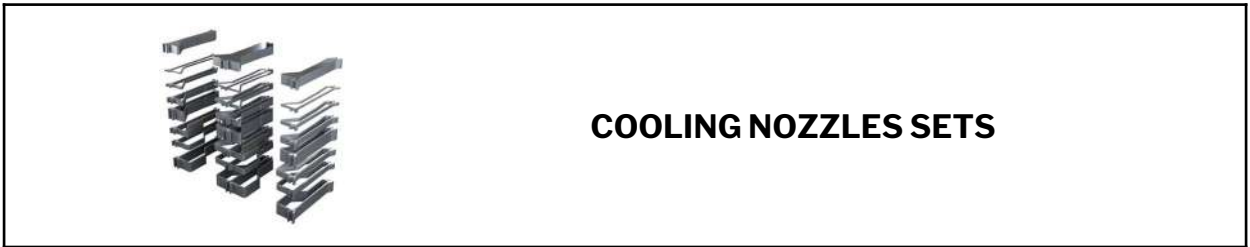
Reference	Description
P-B9191-9227-1	MH INSERTS DG 5"S DIA.4"5/8 CENTER MOUNTED - LIP WIDTH 6,5 MM - FOR BLANK AND BLOW MOUNTING ASSEMBLY NR. 01
P-B9191-9227-2	MH INSERTS DG 5"S DIA.4"5/8 OFFSET 1"1/2 - LIP WIDTH 6,5 MM - FOR BLANK AND BLOW MOUNTING ASSEMBLY NR. 02-03
P-B9191-9227-3	MH PLATES DG 5"S DIA.4"5/8 UPPER - LIP WIDTH 6,5 MM - FOR BLANK MOUNTING ASSEMBLY NR. 11-12-13-21-25-37-38 - FOR BLOW MOUNTING ASSEMBLY NR. 11-12-13-21-25-45
P-B9191-9227-4	MH PLATES DG 5"S DIA.5"1/8 UPPER - LIP WIDTH 12,3 MM - FOR BLANK MOUNTING ASSEMBLY NR. 13-14-21-22-25-31-32-35-36-37-38 - FOR BLOW MOUNTING ASSEMBLY NR. 13-14-17-21-22-25-41-42-45-46
P-B9191-9227-5	MH PLATES DG 5"S DIA.4"5/8 LOWER - FOR BLANK MOUNTING ASSEMBLY NR. 11-12-13-21 - FOR BLOW MOUNTING ASSEMBLY NR. 11-12-13-21
P-B9191-9227-6	MH PLATES DG 5"S DIA.5"1/8 LOWER - FOR BLANK MOUNTING ASSEMBLY NR. 11-12-13-14-21-22-23-24-31-32-33-34-35-36 - FOR BLOW MOUNTING ASSEMBLY NR. 11-12-13-14-21-22-23-24-41-42-43-44
P-B9191-9227-7	MH PLATES DG 5"S DIA.6" LOWER - FOR BLANK MOUNTING ASSEMBLY NR. 11-12-13-14-21-22-23-24-31-32-33-34-35-36 - FOR BLOW MOUNTING ASSEMBLY NR. 11-12-13-14-21-22-23-24-41-42-43-44-46
P-B9191-9227-11	MH PLATES DG 5"S DIA.5" LOWER - FOR BLANK MOUNTING ASSEMBLY NR. 25-37-38 - FOR BLOW MOUNTING ASSEMBLY NR. 25-45
P-B9191-9227-12	MH PLATES DG 5"S DIA.6" LOWER - FOR BLANK MOUNTING ASSEMBLY NR. 25-37-38 - FOR BLOW MOUNTING ASSEMBLY NR. 25-45

IS SECTION VARIABLE EQUIPMENT

5" DOUBLE GOB

Cooling Molds

Cooling Nozzle Sets



Reference	Description
	BLANK SIDE
P-5E22-01DGSS8S	SET OF 8 SECT. SG-DG 5"S WIND COOLING NOZZLES BLANK SIDE
P-5E22-01DGSS10S	SET OF 10 SECT. SG-DG 5"S WIND COOLING NOZZLES BLANK SIDE
P-5E22-01DGSS12S	SET OF 12 SECT. SG-DG 5"S WIND COOLING NOZZLES BLANK SIDE
	BLANK SIDE - NECKRING COOLING
P-5E22-01DGPS8S	SET OF 8 SECT. DG 5"S NECK RING COOLING NOZZLES BLANK SIDE
P-5E22-01DGPS10S	SET OF 10 SECT. DG 5"S NECK RING COOLING NOZZLES BLANK SIDE
P-5E22-01DGPS12S	SET OF 12 SECT. DG 5"S NECK RING COOLING NOZZLES BLANK SIDE
	BLOW SIDE
P-5E22-02DGSS8S	SET OF 8 SECT. SG-DG 5"S WIND COOLING NOZZLES BLOW SIDE
P-5E22-02DGSS10S	SET OF 10 SECT. SG-DG 5"S WIND COOLING NOZZLES BLOW SIDE
P-5E22-02DGSS12S	SET OF 12 SECT. SG-DG 5"S WIND COOLING NOZZLES BLOW SIDE

IS SECTION VARIABLE EQUIPMENT

5" TRIPLE GOB

Plunger Mechanism



PLUNGER MECHANISMS

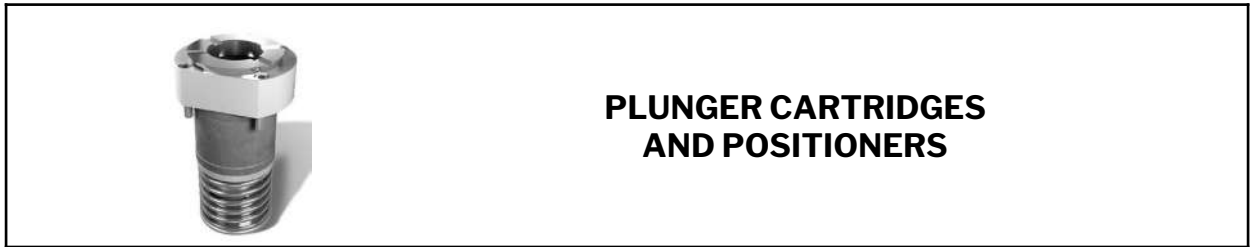
Reference	Description
	PLUNGER MECHANISM
P-04TG85	PLUNGER MECHANISM TG85 EASY MOUNTING BB,PB & NNPB - BLOW-BLOW , PRESS-BLOW & NNPB - PLUNGER STROKE 6"
	CENTERING PLATE
P-04TG85PC	CENTERING PLATE TG85
	PLUNGER BASE
P-04TG85PB-B	PLUNGER BASE TG85 QUICK CHANGE - FIXING SCREW FROM THE TOP - WITH REGULATION SCREW
	FLEXIBLE
P-KFB-TG85C	PLUNGER BASE HOSES KIT
	FOOT SUPPORT
P-B962-3002-GR1MB	FOOT SUPPORT ASSEMBLY - SG-DG 4"1/4 & TG3" & TG3"1/8 - SG-DG 5"S & TG85 - WITHOUT REGULATION SCREW

IS SECTION VARIABLE EQUIPMENT

5" TRIPLE GOB

Plunger Mechanism

Plunger Cartridges and Positioners



Reference	Description
	BLOW-BLOW
P-04TG85SS	BLOW-BLOW CARTRIDGE - 30 MM MAX FINISH ON BLOW-BLOW - HORSE SHOE PLUNGER LOCKING - SPRING ASSISTED THIMBLE UP - SUITABLE ONLY TO THE PLUNGER MECH. P-04TG85
	PRESS-BLOW
P-04TG85NNPB	PRESS-BLOW-NNPB POSITIONER - 55 MM MAX FINISH ON PRESS-BLOW - COMPLETE WITH A SET OF SPACERS - SUITABLE ONLY TO THE PLUNGER MECH. P-04TG85
	NARROW NECK PRESS-BLOW
P-04TG85NNPB	PRESS-BLOW-NNPB POSITIONER - 38 MM MAX FINISH ON NNPB - COMPLETE WITH A SET OF SPACERS - SUITABLE ONLY TO THE PLUNGER MECH. P-04TG85

IS SECTION VARIABLE EQUIPMENT

5" TRIPLE GOB

Funnel Mechanism

Funnel Arms



Reference	Description
	EASY MOUNTING
P-16TG85-25	FUNNEL ARM TG85 DIA. 57 MM EASY MOUNTING - NEEDS THE MOUNTING PARTS P-16QCS1
P-16TG85-26	FUNNEL ARM TG85 DIA. 71 MM EASY MOUNTING - NEEDS THE MOUNTING PARTS P-16QCS1

IS SECTION VARIABLE EQUIPMENT

5" TRIPLE GOB

Funnel Mechanism

Easy Mounting Parts



Reference	Description
	EASY MOUNTING
P-16QCS1	MOUNTING PARTS FOR FUNNEL ARMS EASY MOUNTINGS - SG-DG 4"1/4S & TG3" & TG 3"1/8 - SG-DG 5"S & TG85

IS SECTION VARIABLE EQUIPMENT

5" TRIPLE GOB

Baffle Mechanism Pantograph

Baffle Heads



Reference	Description
	EASY MOUNTING
P-15TG85P	BAFFLE HOLDER HEAD TG85 EM - SUITABLE TO THE E.M. PANTOGRAPH SUPPORT P-515-DG-PCRE - LOCKRING DIAMETER 62MM

IS SECTION VARIABLE EQUIPMENT 5" TRIPLE GOB Baffle Mechanism Pantograph

Baffle Supports



PANTOGRAPH BAFFLE SUPPORTS

Reference	Description
P-515-DG-PCRE	EASY MOUNTING PANTOGRAPH BAFFLE SUPPORT FOR EM BAFFLE HEAD - SG-DG 5"S & TG85

IS SECTION VARIABLE EQUIPMENT 5" TRIPLE GOB

Neck Ring

Neck Ring Holders



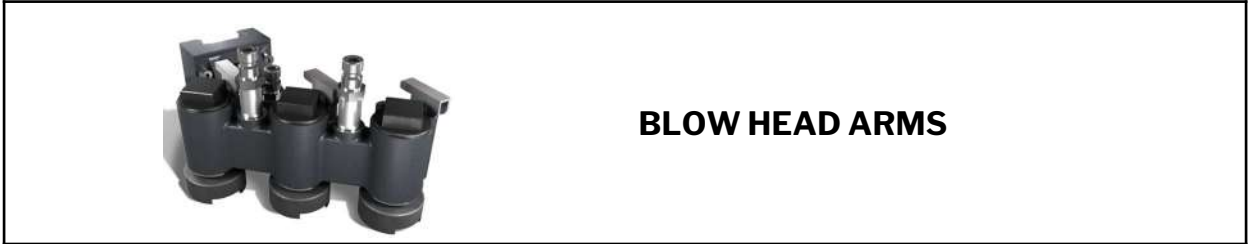
Reference	Description
	TRADITIONAL
P-0203TG85	NECK RING HOLDER TG85 OFFSET GR2 - MAX FINISH SIZE 30MM
P-0203TG85PB	NECK RING HOLDER TG85 OFFSET GR2 - MAX FINISH SIZE 55MM

IS SECTION VARIABLE EQUIPMENT

5" TRIPLE GOB

Blow Head Mechanism

Blow Head Arms



Reference	Description
	EASY MOUNTING
P-13TG85	BLOWHEAD ARM TG85 EASY MOUNTING - BAYONET TYPE LOCK - NEEDS THE MOUNTING PARTS P-13QCS1

IS SECTION VARIABLE EQUIPMENT

5" TRIPLE GOB

Blow Head Mechanism

Easy Mounting Parts



Reference	Description
	EASY MOUNTING
P-13QCS1	MOUNTING PARTS FOR BLOW HEAD ARMS EASY MOUNTINGS - SG-DG 4"1/4S & TG3" & TG 3"1/8 - SG-DG 5"S & TG85

IS SECTION VARIABLE EQUIPMENT

5" TRIPLE GOB

Take Out Mechanism

Take Out Arms



Reference	Description
P-514-BCE6	BELT DRIVEN TAKE-OUT ARM - SG-DG 5"S & TG85

IS SECTION VARIABLE EQUIPMENT 5" TRIPLE GOB

Take Out Mechanism

Take Out Tong Heads



Reference	Description
	TRADITIONAL
P-14TG85	TAKE-OUT TONG HEAD TG85 EASY MOUNTING
	X-Y FLOATING
P-14-PTR-GF-06	EM MOUNTING PARTS FOR X-Y FLOATING TONG HOLDER HEAD TG
P-14-PTR-GR-17	X-Y FLOATING TONG HOLDER HEAD TG85 - NEEDS THE MTG PARTS P-14-PTR-GF-06

IS SECTION VARIABLE EQUIPMENT

5" TRIPLE GOB

Blank & Blow Mold Support

Mold Holders




Reference	Description
P-27TG85A	BLANK MOLD HOLDER TG85
P-27TG85F	BLOW MOLD HOLDER TG85

IS SECTION VARIABLE EQUIPMENT

5" TRIPLE GOB

Blank & Blow Mold Support

Mold Holders



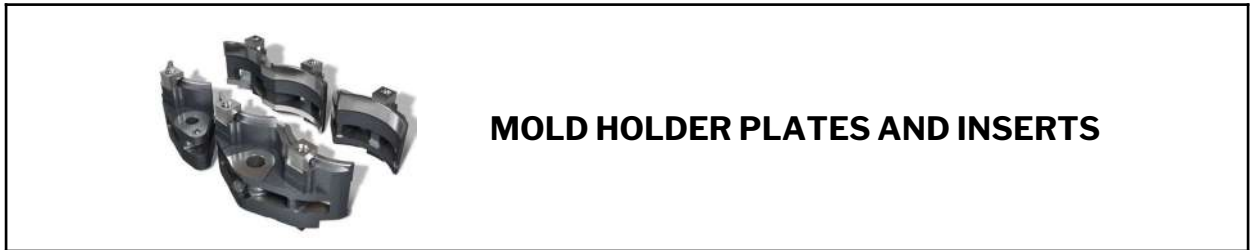
Reference	Description
P-27TG85P	MOLD HOLDER MOUNTING PARTS TG85 - FOR BLANK MOUNTING ASSEMBLIES NR.1 -2 - FOR BLOW MOUNTING ASSEMBLIES NR.21-22-23

IS SECTION VARIABLE EQUIPMENT

5" TRIPLE GOB

Blank & Blow Mold Support

Mold Holders



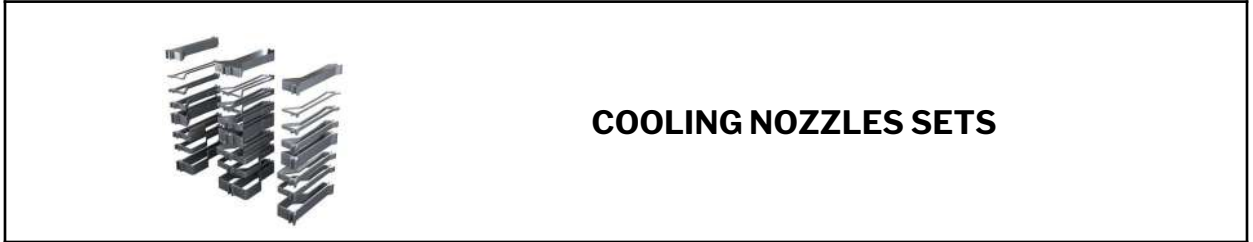
Reference	Description
P-27TG85IB	MH INSERTS TG85 DIA.95MM - MONODECK - BLANK MOUNTING ASSEMBLIES NO 1 WITH HDIM=20 - BLOW MOUNTING ASSEMBLIES NO 21 WITH HDIM=0
P-27TG85IB2	MH INSERTS TG85 DIA.95MM - MONODECK - BLANK MOUNTING ASSEMBLIES NO 2 WITH HDIM=50 - BLOW MOUNTING ASSEMBLIES NO 22 WITH HDIM=30
P-27TG85IB3	MH INSERTS TG85 DIA.95MM - MONODECK - BLOW MOUNTING ASSEMBLIES NO 23 HDIM=15

IS SECTION VARIABLE EQUIPMENT

5" TRIPLE GOB

Cooling Molds

Cooling Nozzle Sets



Reference	Description
	BLANK SIDE
P-5E2201TGSS8S	SET OF 8 SECT. SG-DG 5"S - TG 85 WIND COOLING NOZZLES BLANK SIDE
P-5E2201TGSS10S	SET OF 10 SECT. SG-DG 5"S - TG 85 WIND COOLING NOZZLES BLANK SIDE
P-5E2201TGSS12S	SET OF 12 SECT. SG-DG 5"S - TG 85 WIND COOLING NOZZLES BLANK SIDE
	BLANK SIDE - NECKRING COOLING
P-5E22-01TGPS8S	SET OF 10 SECT. TG85 NECK RING COOLING NOZZLES BLANK SIDE
P-5E22-01TGPS10S	SET OF 10 SECT. TG85 NECK RING COOLING NOZZLES BLANK SIDE
P-5E22-01TGPS12S	SET OF 10 SECT. TG85 NECK RING COOLING NOZZLES BLANK SIDE
	BLOW SIDE
P-5E2202TGSS8S	SET OF 8 SECT. SG-DG 5"S - TG 85 WIND COOLING NOZZLES BLOW SIDE
P-5E2202TGSS10S	SET OF 10 SECT. SG-DG 5"S - TG 85 WIND COOLING NOZZLES BLOW SIDE
P-5E2202TGSS12S	SET OF 12 SECT. SG-DG 5"S - TG 85 WIND COOLING NOZZLES BLOW SIDE

IS SECTION VARIABLE EQUIPMENT

5"1/2 SINGLE GOB

Plunger Mechanism



PLUNGER MECHANISMS

Reference	Description
	PLUNGER MECHANISM
P-B962-3087-GR3M1	PLUNGER MECHANISM SG 5"1/2 EASY MOUNTING - PLUNGER STROKE 4"5/8 - BLOW & BLOW PROCESS (FOR LIMITS SEE MOLD DESIGN DATA)
P-5124PSCR200M2	PLUNGER MECHANISM SG 5"1/2 EASY MOUNTING - PLUNGER STROKE 7" - BLOW-BLOW PROCESS (FOR LIMITS SEE MOLD DESIGN DATA) - PRESS-BLOW PROCESS (FOR LIMITS SEE MOLD DESIGN DATA)
	CENTERING PLATE
P-B962-3040M2	CENTERING PLATE SG-DG 5"1/2
	PLUNGER BASE
P-B962-3064B	PLUNGER BASE SG-DG 5"1/2 QUICK CHANGE - FIXING SCREW FROM THE TOP - WITH REGULATION SCREW
	FLEXIBLE
P-KFB-01G	PLUNGER BASE HOSES KIT
	FOOT SUPPORT
P-B962-3063M5	FOOT SUPPORT ASSEMBLY - SG-DG 5"1/2 - SG-DG 6"1/4 & TG 4"1/4 - WITHOUT REGULATION SCREW

IS SECTION VARIABLE EQUIPMENT

5"1/2 SINGLE GOB

Plunger Mechanism

Plunger Cartridges and Positioners



Reference	Description
	BLOW-BLOW
P-B962-3051-GR3M6	BLOW-BLOW CARTRIDGE - SPLIT RING PLUNGER LOCKING - SPRING ASSISTED THIMBLE UP - SUITABLE TO PLUNG.MECH. P-B962-3087-GR3M1
P-B962-3036-8L	BLOW-BLOW CARTRIDGE - HORSE SHOE PLUNGER LOCKING - SPRING ASSISTED THIMBLE UP - INDEPENDENT LUBRICATION LINE - 5/8" TO 1"1/8 COUNTERBLOW PLUNGER PULL - WITH UPPER COVER CAN BE USED IN DG414-DG5S-TG414 AS P-B962-3036-7L - SUITABLE TO PLUNG.MECH. P-B962-3087-GR3M1
P-04-PS-SDG	BLOW-BLOW CARTRIDGE - SPLIT RING PLUNGER LOCKING - AIR ASSISTED THIMBLE DOWN - SUITABLE TO PLUNG.MECH. P-5124PSCR200M2
P-04-PS-SDG1	BLOW-BLOW CARTRIDGE - HORSE SHOE PLUNGER LOCKING - AIR ASSISTED THIMBLE DOWN - SUITABLE TO PLUNG.MECH. P-5124PSCR200M2
P-04-PS-RSM2	BLOW-BLOW CARTRIDGE - HORSE SHOE PLUNGER LOCKING - SPRING ASSISTED THIMBLE UP - SUITABLE TO PLUNG.MECH. P-5124PSCR200M2
	WIDE MOUTH PRESS-BLOW
P-512-P70	PRESS-BLOW POSITIONER - 70 MM MAX FINISH - COMPLETE WITH ADAPTER AND SET OF SPACERS - SUITABLE TO PLUNG.MECH. P-5124PSCR200M2
P-512-P90	PRESS-BLOW POSITIONER - 90 MM MAX FINISH - COMPLETE WITH ADAPTER AND SET OF SPACERS - SUITABLE TO PLUNG.MECH. P-5124PSCR200M2
P-512-P120	PRESS-BLOW POSITIONER - 120 MM MAX FINISH - COMPLETE WITH ADAPTER AND SET OF SPACERS - SUITABLE TO PLUNG.MECH. P-5124PSCR200M2
P-512-P120F112	PRESS-BLOW POSITIONER - 120 MM MAX FINISH - 112 MM MAX FINISH BORE - COMPLETE WITH ADAPTER AND SET OF SPACERS - SUITABLE TO PLUNG.MECH. P-5124PSCR200M2
P-512-P120M	PRESS-BLOW POSITIONER - 120 MM MAX FINISH - WITH SPRING - COMPLETE WITH ADAPTER AND SET OF SPACERS - SUITABLE TO PLUNG.MECH. P-5124PSCR200M2

IS SECTION VARIABLE EQUIPMENT

5"1/2 SINGLE GOB

Funnel Mechanism

Funnel Arms



Reference	Description
	EASY MOUNTING
P-B923-1429-8	FUNNEL ARM SG 5"1/2S STRAIGHT NR.1 DIA.3 1/2" EASY MOUNTING - FOR FLAT FUNNELS
P-B923-1429-9	FUNNEL ARM SG 5"1/2S STRAIGHT NR.2 DIA.4 7/16" EASY MOUNTING - FOR FLAT FUNNELS
P-B923-1429-10	FUNNEL ARM SG 5"1/2S STRAIGHT NR.3 DIA.5 3/16" EASY MOUNTING - FOR FLAT FUNNELS
P-B923-1429-10GR4	FUNNEL ARM SG 5"1/2S STRAIGHT NR.4 DIA.6 3/4" EASY MOUNTING - FOR FLAT FUNNELS
P-B923-1429-8M	FUNNEL ARM SG 5"1/2S STRAIGHT NR.1 DIA.3 1/2" EASY MOUNTING FOR PIN ANTIROTATION FUNNELS AND FOR ROUND FUNNELS
P-B923-1429-9M	FUNNEL ARM SG 5"1/2S STRAIGHT NR.2 DIA.4 7/16" EASY MOUNTING FOR PIN ANTIROTATION FUNNELS AND FOR ROUND FUNNELS
P-B923-1429-10M	FUNNEL ARM SG 5"1/2S STRAIGHT NR.3 DIA.5 3/16" EASY MOUNTING FOR PIN ANTIROTATION FUNNELS AND FOR ROUND FUNNELS
P-B923-1429-10GR4M	FUNNEL ARM SG 5"1/2S STRAIGHT NR.4 DIA.6 3/4" EASY MOUNTING FOR PIN ANTIROTATION FUNNELS AND FOR ROUND FUNNELS

IS SECTION VARIABLE EQUIPMENT

5"1/2 SINGLE GOB

Funnel Mechanism

Easy Mounting Parts



Reference	Description
	EASY MOUNTING
P-516QCS2	MOUNTING PARTS FOR FUNNEL ARMS EASY MOUNTING - SG-DG 5"1/2 - SG-DG 6"1/4S & TG 4"1/4S
P-516QCS7	MOUNTING PARTS FOR FUNNEL ARMS EASY MOUNTINGS - WITHOUT LOCKER SYSTEM - ONLY FOR ACETYLENE SYSTEM - SG-DG 5"1/2 - SG-DG 6"1/4S & TG 4"1/4S

IS SECTION VARIABLE EQUIPMENT

5"1/2 SINGLE GOB

Baffle Mechanism

Baffle Arms



Reference	Description
	EASY MOUNTING
P-B923-1435-5M	BAFFLE ARM SG 5"1/2S EASY MOUNTING - NEEDS THE MOUNTING PARTS P-515QCS2
P-15-B-9	BAFFLE ARM SG 5"1/2S EASY MOUNTING - WITH PUSH LOCKRING PLATE - NEEDS THE MOUNTING PARTS P-515QCS2

IS SECTION VARIABLE EQUIPMENT

5"1/2 SINGLE GOB

Baffle Mechanism

Easy Mounting Parts



Reference	Description
P-515QCS2	MOUNTING PARTS FOR BAFFLE ARMS EASY MOUNTING - SG-DG 5"1/2S - SG-DG 6"1/4S & TG 4"1/4S

IS SECTION VARIABLE EQUIPMENT

5"1/2 SINGLE GOB

Baffle Mechanism Pantograph

Baffle Heads



BAFFLE HEADS FOR PANTOGRAPH SUPPORTS

Reference	Description
	EASY MOUNTING
P-B9210-207-SG512	BAFFLE HOLDER HEAD SG 5"1/2S EM - SUITABLE TO THE E.M. PANTOGRAPH SUPPORT P-512-DG-PCR4
P-15-T-9	BAFFLE HOLDER HEAD SG 5"1/2S EM - WITH PUSH LOCKRING PLATE - SUITABLE TO THE E.M. PANTOGRAPH SUPPORT P-512-DG-PCR4

IS SECTION VARIABLE EQUIPMENT

5"1/2 SINGLE GOB

Baffle Mechanism Pantograph

Baffle Supports



Reference	Description
P-512-DG-PCR4	EASY MOUNTING PANTOGRAPH BAFFLE SUPPORT FOR EM BAFFLE HEAD - SG-DG 5"1/2S

IS SECTION VARIABLE EQUIPMENT 5"1/2 SINGLE GOB

Neck Ring

Neck Ring Holders



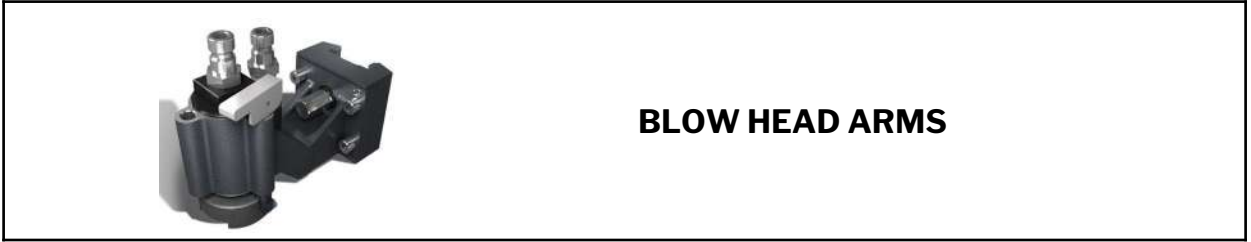
Reference	Description
	TRADITIONAL
P-0203SG512D1K1	NECKRING ARM SG 512S STRAIGHT NO1 DIA.3"
P-0203SG512C1K1	NECKRING ARM SG 512S OFFSET NO1 DIA.3"
P-0203SG512S1K1	NECKRING ARM SG 512S OFFSET NO1 DIA.3" TALLWARE
P-0203SG512D2K1	NECKRING ARM SG 512S STRAIGHT NO2 DIA.4"
P-0203SG512C2K1	NECKRING ARM SG 512S OFFSET NO2 DIA.4"
P-0203SG512S2K1	NECKRING ARM SG 512S OFFSET NO2 DIA.4" TALLWARE
P-0203SG512D3K1	NECKRING ARM SG 512S STRAIGHT NO2 DIA.4"3/4 - UP TO 120MM
P-0203SG512C3K1	NECKRING ARM SG 512S OFFSET NO2 DIA.4"3/4 - UP TO 120MM

IS SECTION VARIABLE EQUIPMENT

5"1/2 SINGLE GOB

Blow Head Mechanism

Blow Head Arms



Reference	Description
	EASY MOUNTING
P-B9200-201-7M1	BLOWHEAD ARM SG 5"1/2S EASY MOUNTING - BAYONET TYPE LOCK - NEEDS THE MOUNTING PARTS P-513QCS3
P-13-B-9	BLOWHEAD ARM SG 5"1/2S EASY MOUNTING - BAYONET TYPE LOCK - WITH PUSH LOCKRING PLATE - NEEDS THE MOUNTING PARTS P-513QCS3
P-13-B-9A	SG BLOW HEAD ARM, 614S E.M. BAYONET TYPE LOCK - BAYONET TYPE LOCK - WITH PUSH LOCKRING PLATE - TWO SEPARATE LINES FOR FINAL BLOW AND FINISH COOLING - WITH FINAL BLOW EXHAUST AIR REGULATORS

IS SECTION VARIABLE EQUIPMENT

5"1/2 SINGLE GOB

Blow Head Mechanism

Easy Mounting Parts



Reference	Description
	EASY MOUNTING
P-513QCS3	MOUNTING PARTS FOR BLOWHEAD ARMS EASY MOUNTING - SG-DG 5"1/2 - SG-DG 6"1/4S & TG 4"1/4S

IS SECTION VARIABLE EQUIPMENT

5"1/2 SINGLE GOB

Take Out Mechanism

Take Out Arms



Reference	Description
P-14-BC0512-1	BELT DRIVEN TAKE-OUT ARM - SG-DG 5"1/2 - SG-DG 6"1/4S & TG 4"1/4S

IS SECTION VARIABLE EQUIPMENT

5"1/2 SINGLE GOB

Take Out Mechanism

Take Out Tong Heads

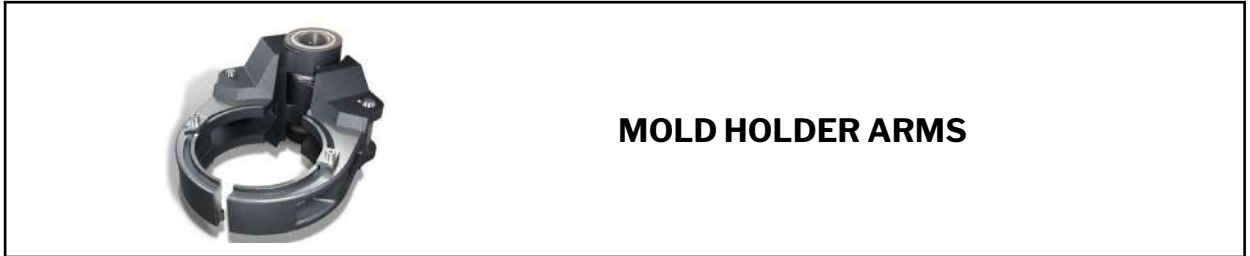


Reference	Description
	TRADITIONAL
P-B9210-275-11	TAKE-OUT TONG HEAD SG EASY MOUNTING
P-B9191-9125-15	TAKE-OUT TONG HEAD SG EASY MOUNTING - FOR HEAVY WARE
P-B9191-9125-D8	SPACERS 6" FOR TRADITIONAL TONG HEAD SG
	X-Y FLOATING
P-14-PTR-GF-01	EM MOUNTING PARTS FOR X-Y FLOATING TONG HOLDER HEAD SG
P-14-PTR-GF-02	EM MOUNTING PARTS FOR X-Y FLOATING TONG HOLDER HEAD DG
P-14-PTR-GR-01	X-Y FLOATING TONG HOLDER HEAD SG - NEEDS THE MTG PARTS P-14-PTR-GF-01
P-14-PTR-GR-01M	X-Y FLOATING TONG HOLDER HEAD SG - NEEDS THE MTG PARTS P-14-PTR-GF-02
P-14-PTR-GR-01M1	X-Y FLOATING TONG HOLDER HEAD SG SPECIAL - NEEDS THE DG MTG PARTS P-14-PTR-GF-02 - FOR HEAVY WARE

IS SECTION VARIABLE EQUIPMENT 5"1/2 SINGLE GOB

Blank & Blow Mold Support

Mold Holders



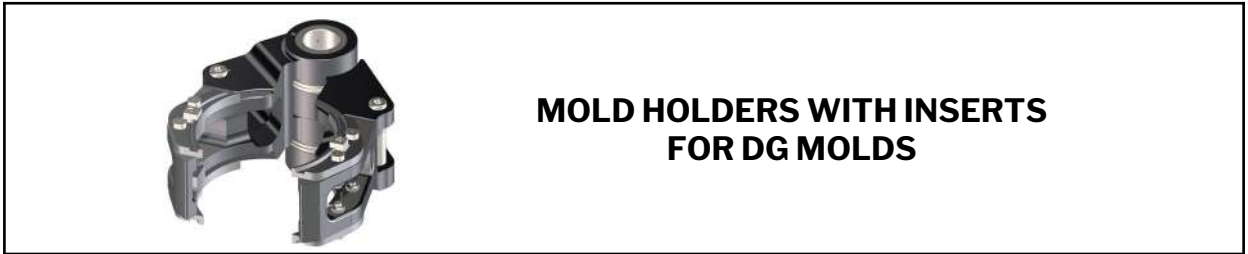
Reference	Description
	BLANK SIDE, STANDARD TYPE
P-27-512A1	BLANK MOLD HOLDER SG 5" BDF No.1 DIA.4"1/4
P-27-512A2K1	BLANK MOLD HOLDER SG 5"1/2S STD NR.2 DIA.5"1/8
P-27-512A3K1	BLANK MOLD HOLDER SG 5"1/2S STD NR.3 DIA.6"
P-27-512A4K1	BLANK MOLD HOLDER SG 5"1/2S STD NR.4 DIA.6"7/8
P-27-512A5K1	BLANK MOLD HOLDER SG 5"1/2S STD NR.5 DIA.7"3/4
P-27-512A6	BLANK MOLD HOLDER SG 5"1/2S STD NR.6 DIA.8"1/2
	BLANK SIDE, OFFSET TYPE
P-27-OS512A2K1	BLANK MOLD HOLDER SG 512S NO.2 OFFSET 2"
P-27-OS512A3K1	BLANK MOLD HOLDER SG 5"1/2S OFFSET NR.3 DIA.6"
P-27-OS512A4K1	BLANK MOLD HOLDER SG 5"1/2S OFFSET NR.4 DIA.6"7/8
P-27-OS512A5K1	BLANK MOLD HOLDER SG 5"1/2S OFFSET NR.5 DIA.7"3/4
P-27-OS512A6K1	BLANK MOLD HOLDER SG 5"1/2S OFFSET NR.6 DIA.8"1/2
	BLOW SIDE, STANDARD TYPE
P-27-S512F2K	BLOW MOLD HOLDER SG 5"1/2S STD NR.2 DIA.5"1/8
P-27-S512F3K	BLOW MOLD HOLDER SG 5"1/2S STD NR.3 DIA.6"
P-27-S512F4K	BLOW MOLD HOLDER SG 5"1/2S STD NR.4 DIA.6"7/8
P-27-S512F5K	BLOW MOLD HOLDER SG 5"1/2S STD NR.5 DIA.7"3/4
P-27-S512F6K	BLOW MOLD HOLDER SG 5"1/2S STD NR.6 DIA.8"1/2
P-27-S512F7K	BLOW MOLD HOLDER SG 5"1/2S STD NR.7 DIA.9"1/4
	BLOW SIDE, OFFSET TYPE
P-27-OS512F3K	BLOW MOLD HOLDER SG 5"1/2S OFFSET NR.3 DIA.6"
P-27-OS512F4K	BLOW MOLD HOLDER SG 5"1/2S OFFSET NR.4 DIA.6"7/8
P-27-OS512F5K	BLOW MOLD HOLDER SG 5"1/2S OFFSET NR.5 DIA.7"3/4
P-27-OS512F6K	BLOW MOLD HOLDER SG 5"1/2S OFFSET NR.6 DIA.8"1/2
P-27-OS512F7A	BLOW MOLD HOLDER SG 5"1/2S OFFSET NR.7A DIA.9"1/8
P-27-OS512F7K	BLOW MOLD HOLDER SG 5"1/2S OFFSET NR.7 DIA.9"1/4

IS SECTION VARIABLE EQUIPMENT

5"1/2 SINGLE GOB

Blank & Blow Mold Support

Mold Holders



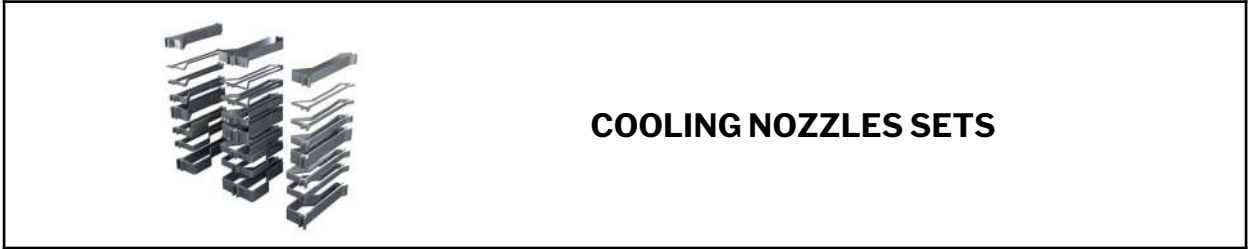
Reference	Description
	MOLD HOLDERS
P-B923-1013AIM	BLANK MOLD HOLDER SG 512S FOR INSERTS FOR DG MOUNTING ASSEMBLY
P-B923-1017FIM	BLOW MOLD HOLDER SG 512S FOR INSERTS FOR DG MOUNTING ASSEMBLY
	INSERTS
P-B923-1018-8SG	INSERTS UPPER & LOWER SG 5"1/2S DIA.5"3/8 - FOR BLANK MOUNTING ASSEMBLY NR. 21-22-23-24 - FOR BLOW MOUNTING ASSEMBLY NR. 51-52-53-54
P-B923-1018-9SG	INSERTS UPPER & LOWER SG 5"1/2S DIA.6" - FOR BLANK MOUNTING ASSEMBLY NR. 21-22-23-24 - FOR BLOW MOUNTING ASSEMBLY NR. 51-52-53-54
	MOUNTING PARTS
P-B923-1018-4	MOLD HOLDER MOUNTING PARTS SG 5"1/2S - FOR MOUNTING ASSEMBLIES NR. 21-51
P-B923-1018-5	MOLD HOLDER MOUNTING PARTS SG 5"1/2S - FOR MOUNTING ASSEMBLIES NR. 22-52
P-B923-1018-6	MOLD HOLDER MOUNTING PARTS SG 5"1/2S - FOR MOUNTING ASSEMBLIES NR. 23-53
P-B923-1018-7	MOLD HOLDER MOUNTING PARTS SG 5"1/2S - FOR MOUNTING ASSEMBLIES NR. 24-54
	INSERTS+MOUNTING PARTS
P-27-SGIGR65	MH INSERTS SG 5"1/2S DIA.4"5/8-5" DOUBLE DECK & MOLD HOLDER MOUNTING PARTS - FOR BLANK MOUNTING ASSEMBLY NR.65 (MOUNTING NO 13-18 DG414) - SUITABLE TO THE MH ARMS P-B923-1013AIM
P-27-SGIGR67	MH INSERTS SG 5"1/2S DIA.4"5/8-5" DOUBLE DECK & MOLD HOLDER MOUNTING PARTS - FOR BLANK MOUNTING ASSEMBLY NR.67 (MOUNTING NO 20 DG414) - SUITABLE TO THE MH ARMS P-B923-1013AIM
P-27-SGIGR68	MH INSERTS SG 5"1/2S DIA.4"5/8-5" DOUBLE DECK & MOLD HOLDER MOUNTING PARTS - FOR BLOW MOUNTING ASSEMBLY NR.68 (MOUNTING NO 17-21-27 DG414) - SUITABLE TO THE MH ARMS P-B923-1017FIM

IS SECTION VARIABLE EQUIPMENT

5"1/2 SINGLE GOB

Cooling Molds

Cooling Nozzle Sets



Reference	Description
	BLANK SIDE
P-B923-146SA-8S	SET OF 8 SECT. SG 5"1/2 WIND COOLING NOZZLES BLANK SIDE
P-B923-146SA-10S	SET OF 10 SECT. SG 5"1/2 WIND COOLING NOZZLES BLANK SIDE
P-B923-146SA-12S	SET OF 12 SECT. SG 5"1/2 WIND COOLING NOZZLES BLANK SIDE
	BLANK SIDE - NECKRING COOLING GR.3
P-B923-146SGPSG38S	SET OF 8 SECT. SG 5"1/2 NECK RING COOLING NOZZLES GR.3 BLANK SIDE
P-B923-146SGPSG310S	SET OF 10 SECT. SG 5"1/2 NECK RING COOLING NOZZLES GR.3 BLANK SIDE
P-B923-146SGPSG312S	SET OF 12 SECT. SG 5"1/2 NECK RING COOLING NOZZLES GR.3 BLANK SIDE
	BLANK SIDE - NECKRING COOLING GR.5
P-B923-146SGPSG58S	SET OF 8 SECT. SG 5"1/2 NECK RING COOLING NOZZLES GR.5 BLANK SIDE
P-B923-146SGPSG510S	SET OF 10 SECT. SG 5"1/2 NECK RING COOLING NOZZLES GR.5 BLANK SIDE
P-B923-146SGPSG512S	SET OF 12 SECT. SG 5"1/2 NECK RING COOLING NOZZLES GR.5 BLANK SIDE
	BLOW SIDE
P-B923-146S-GR78S	SET OF 8 SECT. SG 5"1/2 WIND COOLING NOZZLES BLOW SIDE
P-B923-146S-GR710S	SET OF 10 SECT. SG 5"1/2 WIND COOLING NOZZLES BLOW SIDE
P-B923-146S-GR712S	SET OF 12 SECT. SG 5"1/2 WIND COOLING NOZZLES BLOW SIDE

IS SECTION VARIABLE EQUIPMENT

5"1/2 DOUBLE GOB

Plunger Mechanism



PLUNGER MECHANISMS

Reference	Description
	PLUNGER MECHANISM
P-B962-3058M12	PLUNGER MECHANISM DG 4"1/4 EASY MOUNTING BB,PB & NNPB - BLOW-BLOW , PRESS-BLOW & NNPB - PLUNGER STROKE 7"1/2
	CENTERING PLATE
P-B962-3040M2	CENTERING PLATE SG-DG 5"1/2
	PLUNGER BASE
P-B962-3064B	PLUNGER BASE SG-DG 5"1/2 QUICK CHANGE - FIXING SCREW FROM THE TOP - WITH REGULATION SCREW
	FLEXIBLE
P-KFB-01G	PLUNGER BASE HOSES KIT
	FOOT SUPPORT
P-B962-3063M5	FOOT SUPPORT ASSEMBLY - SG-DG 5"1/2 - SG-DG 6"1/4 & TG 4"1/4 - WITHOUT REGULATION SCREW

IS SECTION VARIABLE EQUIPMENT

5"1/2 DOUBLE GOB

Plunger Mechanism

Plunger Cartridges and Positioners



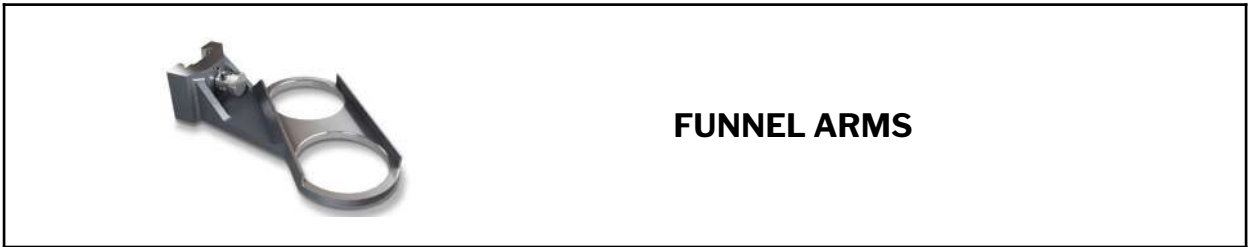
Reference	Description
	BLOW-BLOW
P-B962-3051-GR3M6	BLOW-BLOW CARTRIDGE - SPLIT RING PLUNGER LOCKING - SPRING ASSISTED THIMBLE UP
P-B962-3036-8L	BLOW-BLOW CARTRIDGE - HORSE SHOE PLUNGER LOCKING - SPRING ASSISTED THIMBLE UP - INDEPENDENT LUBRICATION LINE - 5/8" TO 1"1/8 COUNTERBLOW PLUNGER PULL - WITH UPPER COVER CAN BE USED IN DG414-DG5S-TG414 AS P-B962-3036-7L
	WIDE MOUTH PRESS-BLOW
P-B962-402-GR6L	PRESS-BLOW POSITIONER - 70 MM MAX FINISH - COMPLETE WITH ADAPTER AND SET OF SPACERS - INDEPENDENT LUBRICATION LINE
P-B962-402-GR5L	PRESS-BLOW POSITIONER - 83 MM MAX FINISH - COMPLETE WITH ADAPTER AND SET OF SPACERS - INDEPENDENT LUBRICATION LINE
P-B962-402-GR4L	PRESS-BLOW POSITIONER - 90 MM MAX FINISH - COMPLETE WITH ADAPTER AND SET OF SPACERS - INDEPENDENT LUBRICATION LINE
P-B962-402-S1	PRESS-BLOW POSITIONER - 105 MM MAX FINISH - COMPLETE WITH ADAPTER AND SET OF SPACERS - INDEPENDENT LUBRICATION LINE
P-B962-402-12	PRESS-BLOW POSITIONER - 70 MM MAX FINISH - COMPLETE WITH ADAPTER AND SET OF SPACERS - INDEPENDENT LUBRICATION LINE - NEW DESIGN - EASY TRANSFORMATION TO 83 TYPE
P-B962-402-11	PRESS-BLOW POSITIONER - 83 MM MAX FINISH - COMPLETE WITH ADAPTER AND SET OF SPACERS - INDEPENDENT LUBRICATION LINE - EASY TRANSFORMATION IN 70MM TYPE WITH KIT P-B962-402-1112 - NEW DESIGN - EASY TRANSFORMATION IN 90MM TYPE
P-B962-402-10	PRESS-BLOW POSITIONER - 90 MM MAX FINISH - COMPLETE WITH ADAPTER AND SET OF SPACERS - INDEPENDENT LUBRICATION LINE - NEW DESIGN - EASY TRANSFORMATION TO 83 TYPE
	NARROW NECK PRESS-BLOW
P-B962-404L	NNPB POSITIONER - 38 MM MAX FINISH - COMPLETE WITH A SET OF SPACERS - INDEPENDENT LUBRICATION LINE

IS SECTION VARIABLE EQUIPMENT

5"1/2 DOUBLE GOB

Funnel Mechanism

Funnel Arms



Reference	Description
	EASY MOUNTING
P-B923-1429-2G	FUNNEL ARM DG 5"1/2S DIA.3 1/4" EASY MOUNTING FOR FLAT FUNNELS
P-B923-1429-2	FUNNEL ARM DG 5"1/2S DIA.3 1/2" EASY MOUNTING FOR FLAT FUNNELS
P-B923-1429-3	FUNNEL ARM DG 5"1/2S DIA.4 7/16" EASY MOUNTING FOR FLAT FUNNELS
P-B923-1429-2GM	FUNNEL ARM DG 5"1/2S DIA.3 1/4" EASY MOUNTING FOR PIN ANTIROTATION FUNNELS AND FOR ROUND FUNNELS
P-B923-1429-2M	FUNNEL ARM DG 5"1/2S DIA.3 1/2" EASY MOUNTING FOR PIN ANTIROTATION FUNNELS AND FOR ROUND FUNNELS
P-B923-1429-3M	FUNNEL ARM DG 5"1/2S DIA.4 7/16" EASY MOUNTING FOR PIN ANTIROTATION FUNNELS AND FOR ROUND FUNNELS

IS SECTION VARIABLE EQUIPMENT

5"1/2 DOUBLE GOB

Funnel Mechanism

Easy Mounting Parts



Reference	Description
	EASY MOUNTING
P-516QCS2	MOUNTING PARTS FOR FUNNEL ARMS EASY MOUNTING - SG-DG 5"1/2 - SG-DG 6"1/4S & TG 4"1/4S
P-516QCS7	MOUNTING PARTS FOR FUNNEL ARMS EASY MOUNTINGS - WITHOUT LOCKER SYSTEM - ONLY FOR ACETYLENE SYSTEM - SG-DG 5"1/2 - SG-DG 6"1/4S & TG 4"1/4S

IS SECTION VARIABLE EQUIPMENT

5"1/2 DOUBLE GOB

Baffle Mechanism

Baffle Arms



Reference	Description
	EASY MOUNTING
P-B923-1435-2	BAFFLE ARM DG 5"1/2S EASY MOUNTING - NEEDS THE MOUNTING PARTS P-515QCS2
P-15-B-10	BAFFLE ARM DG 5"1/2S EASY MOUNTING - WITH PUSH LOCKRING PLATE - NEEDS THE MOUNTING PARTS P-515QCS2

IS SECTION VARIABLE EQUIPMENT

5"1/2 DOUBLE GOB

Baffle Mechanism

Easy Mounting Parts



Reference	Description
P-515QCS2	MOUNTING PARTS FOR BAFFLE ARMS EASY MOUNTING - SG-DG 5"1/2S - SG-DG 6"1/4S & TG 4"1/4S

IS SECTION VARIABLE EQUIPMENT

5"1/2 DOUBLE GOB

Baffle Mechanism Pantograph

Baffle Heads



BAFFLE HEADS FOR PANTOGRAPH SUPPORTS

Reference	Description
	EASY MOUNTING
P-B9210-207-DG512	BAFFLE HOLDER HEAD DG 5"1/2S-DG 5"1/2B EM - SUITABLE TO THE E.M. PANTOGRAPH SUPPORT P-512-DG-PCR4
P-15-T-10	BAFFLE HOLDER HEAD DG 5"1/2S-DG 5"1/2B EM - WITH PUSH LOCKRING PLATE - SUITABLE TO THE E.M. PANTOGRAPH SUPPORT P-512-DG-PCR4

IS SECTION VARIABLE EQUIPMENT 5"1/2 DOUBLE GOB Baffle Mechanism Pantograph

Baffle Supports

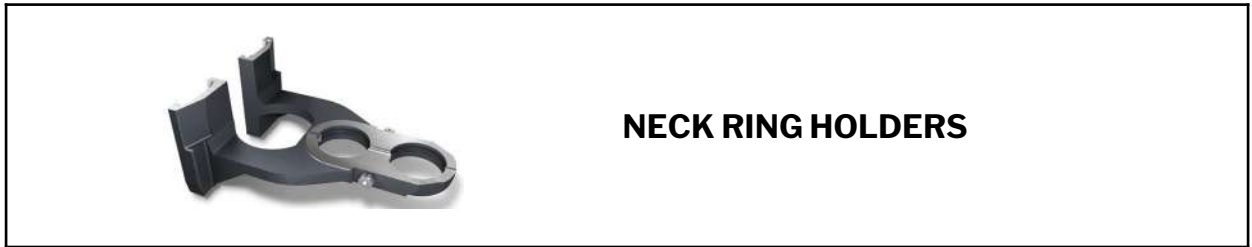


Reference	Description
P-512-DG-PCR4	EASY MOUNTING PANTOGRAPH BAFFLE SUPPORT FOR EM BAFFLE HEAD - SG-DG 5"1/2S

IS SECTION VARIABLE EQUIPMENT 5"1/2 DOUBLE GOB

Neck Ring

Neck Ring Holders



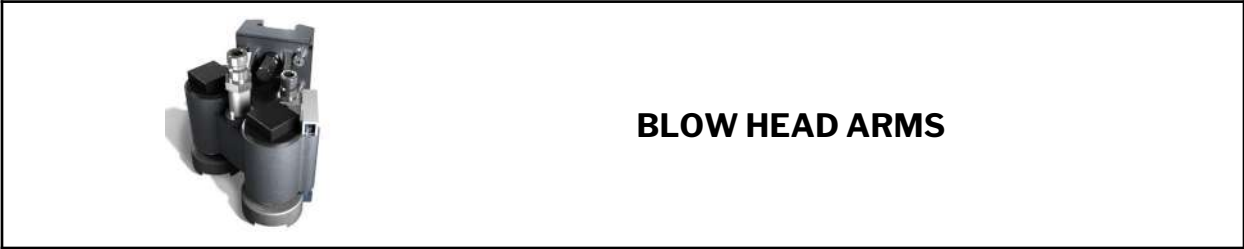
Reference	Description
	TRADITIONAL
P-B923-1404-1K1	NECK RING HOLDER DG 5"1/2S STRAIGHT 70 MM
P-B923-1407-1K1	NECK RING HOLDER DG 5"1/2S OFFSET 70 MM
P-B923-1405-1K1	NECK RING HOLDER DG 5"1/2S OFFSET 83 MM
P-B923-1406-1K1	NECK RING HOLDER DG 5"1/2S OFFSET 90 MM

IS SECTION VARIABLE EQUIPMENT

5"1/2 DOUBLE GOB

Blow Head Mechanism

Blow Head Arms



Reference	Description
	EASY MOUNTING
P-B9200-202-7M1	BLOWHEAD ARM DG 5"1/2S EASY MOUNTING - BAYONET TYPE LOCK - NEEDS THE MOUNTING PARTS P-513QCS3
P-13-B-10	BLOWHEAD ARM DG 5"1/2S EASY MOUNTING - BAYONET TYPE LOCK - WITH PUSH LOCKRING PLATE - NEEDS THE MOUNTING PARTS P-513QCS3
P-13-B-10A	BLOWHEAD ARM DG 5"1/2S EASY MOUNTING - BAYONET TYPE LOCK - WITH PUSH LOCKRING PLATE - WITH FINAL BLOW EXHAUST AIR REGULATORS - TWO SEPARATE LINES FOR FINAL BLOW AND FINISH COOLING

IS SECTION VARIABLE EQUIPMENT

5"1/2 DOUBLE GOB

Blow Head Mechanism

Easy Mounting Parts



Reference	Description
	EASY MOUNTING
P-513QCS3	MOUNTING PARTS FOR BLOWHEAD ARMS EASY MOUNTING - SG-DG 5"1/2 - SG-DG 6"1/4S & TG 4"1/4S

IS SECTION VARIABLE EQUIPMENT

5"1/2 DOUBLE GOB

Take Out Mechanism

Take Out Arms



Reference	Description
P-14-BC0512-1	BELT DRIVEN TAKE-OUT ARM - SG-DG 5"1/2 - SG-DG 6"1/4S & TG 4"1/4S

IS SECTION VARIABLE EQUIPMENT

5"1/2 DOUBLE GOB

Take Out Mechanism

Take Out Tong Heads



Reference	Description
	TRADITIONAL
P-B9210-275-17	TAKE-OUT TONG HEAD DG 6"1/4S EASY MOUNTING
P-B9191-9125-D3	SPACERS 1" FOR TRADITIONAL TONG HEAD DG
	X-Y FLOATING
P-14-PTR-GF-02	EM MOUNTING PARTS FOR X-Y FLOATING TONG HOLDER HEAD DG
P-14-PTR-GR-02	X-Y FLOATING TONG HOLDER HEAD DG 5"1/2 - NEEDS THE MTG PARTS P-14-PTR-GF-02

IS SECTION VARIABLE EQUIPMENT

5"1/2 DOUBLE GOB

Blank & Blow Mold Support

Mold Holders



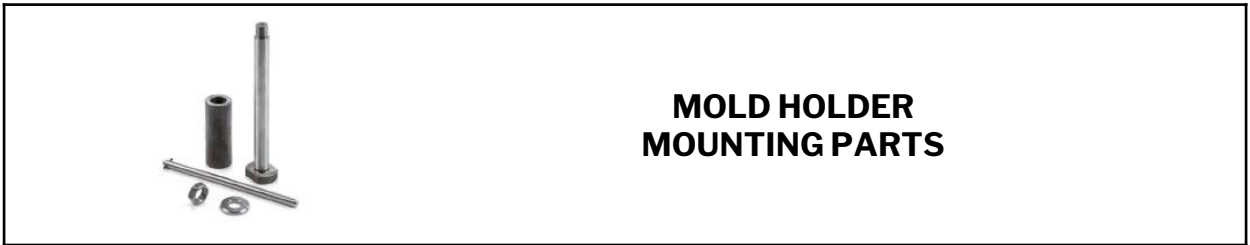
Reference	Description
	BLANK SIDE
P-B923-D-171-B	BLANK MOLD HOLDER ARMS DG 5"1/2S NO.1
P-B923-1013R	BLANK MOLD HOLDER ARMS DG 5"1/2S NO.2
	BLOW SIDE
P-B923-D-170-B	BLOW MOLD HOLDER ARMS DG 5"1/2S NO.1
P-B923-1017	BLOW MOLD HOLDER ARMS DG 5"1/2S NO.2

IS SECTION VARIABLE EQUIPMENT

5"1/2 DOUBLE GOB

Blank & Blow Mold Support

Mold Holders



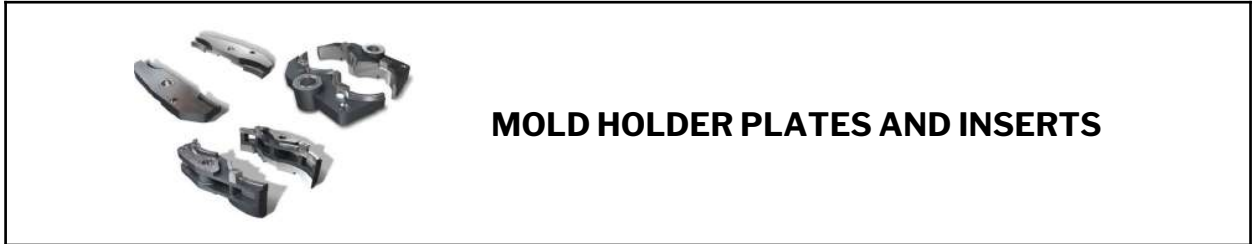
Reference	Description
P-B923-171-2-B	MOLD HOLDER MOUNTING PARTS DG 5"1/2S - FOR MOUNTING ASSEMBLIES NR. 01-02-11 -12-61-62-64-66-67
P-B923-1018-4	MOLD HOLDER MOUNTING PARTS DG 5"1/2S - FOR MOUNTING ASSEMBLIES NR. 21-51
P-B923-1018-5	MOLD HOLDER MOUNTING PARTS DG 5"1/2S - FOR MOUNTING ASSEMBLIES NR. 22-52-66-69
P-B923-1018-6	MOLD HOLDER MOUNTING PARTS DG 5"1/2S - FOR MOUNTING ASSEMBLIES NR. 23-53-67-68-70
P-B923-1018-7	MOLD HOLDER MOUNTING PARTS DG 5"1/2S - FOR MOUNTING ASSEMBLIES NR. 24-54
P-B923-1061-GR4	MOLD HOLDER MOUNTING PARTS DG 5"1/2S - FOR MOUNTING ASSEMBLIES NR. 63-65
P-B923-1018-4M9	MOLD HOLDER MOUNTING PARTS DG 5"1/2S - FOR MOUNTING ASSEMBLIES NR. 12G15
P-B923-1018-7M2	MOLD HOLDER MOUNTING PARTS DG 5"1/2S - FOR MOUNTING ASSEMBLIES NR. 25G414
P-B9210-237-3M	MOLD HOLDER MOUNTING PARTS DG 5"1/2S - FOR MOUNTING ASSEMBLIES NR. 37G414-45G414
P-B9210-237-4M	MOLD HOLDER MOUNTING PARTS DG 5"1/2S - FOR MOUNTING ASSEMBLIES NR. 38G311-38G414

IS SECTION VARIABLE EQUIPMENT

5"1/2 DOUBLE GOB

Blank & Blow Mold Support

Mold Holders



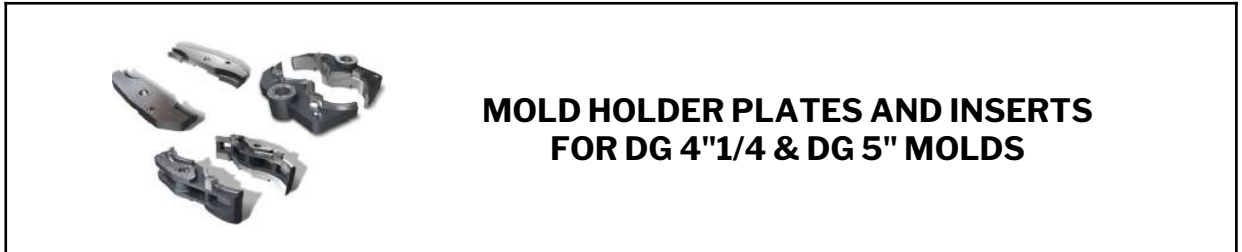
Reference	Description
P-B923-1018-8	MH INSERTS DG 5"1/2S DIA.5"3/8 - FOR BLANK MOUNTING ASSEMBLY NR. 21-22-23-24 - FOR BLOW MOUNTING ASSEMBLY NR. 51-52-53-54
P-B923-1018-9	MH INSERTS DG 5"1/2S DIA.6" - FOR BLANK MOUNTING ASSEMBLY NR. 21-22-23-24 - FOR BLOW MOUNTING ASSEMBLY NR. 51-52-53-54
P-B923-1266-GR1-2	MH PLATES DG 5"1/2S DIA.5"3/8 UPPER - FOR BLANK MOUNTING ASSEMBLY NR. 21-22-23-24 - FOR BLOW MOUNTING ASSEMBLY NR. 51-52-53-54
P-B923-1266-GR3-4	MH PLATES DG 5"1/2S DIA.6" UPPER - FOR BLANK MOUNTING ASSEMBLY NR. 21-22-23-24 - FOR BLOW MOUNTING ASSEMBLY NR. 51-52-53-54
P-B923-1268-GR1	MH PLATES DG 5"1/2S DIA.5"3/8 LOWER - FOR BLANK MOUNTING ASSEMBLY NR. 21-22-23-24 - FOR BLOW MOUNTING ASSEMBLY NR. 51-52-53-54
P-B923-1268-GR2	MH PLATES DG 5"1/2S DIA.6" LOWER - FOR BLANK MOUNTING ASSEMBLY NR. 21-22-23-24 - FOR BLOW MOUNTING ASSEMBLY NR. 51-52-53-54
P-B923-168-1-B	MH INSERTS DG 5"1/2S DIA.5"3/8 H=9,5 MM - FOR BLANK MOUNTING ASSEMBLY NR. 01 - FOR BLOW MOUNTING ASSEMBLY NR. 11
P-B923-168-1-6-B	MH INSERTS DG 5"1/2S DIA.6" H=9,5 MM - FOR BLANK MOUNTING ASSEMBLY NR. 01 - FOR BLOW MOUNTING ASSEMBLY NR. 11
P-B923-168-2-B	MH INSERTS DG 5"1/2S DIA.5"3/8 H=28,6 MM - FOR BLANK MOUNTING ASSEMBLY NR. 02 - FOR BLOW MOUNTING ASSEMBLY NR. 12
P-B923-168-2-6-B	MH INSERTS DG 5"1/2S DIA.6" H=28,6 MM - FOR BLANK MOUNTING ASSEMBLY NR. 02 - FOR BLOW MOUNTING ASSEMBLY NR. 12

IS SECTION VARIABLE EQUIPMENT

5"1/2 DOUBLE GOB

Blank & Blow Mold Support

Mold Holders



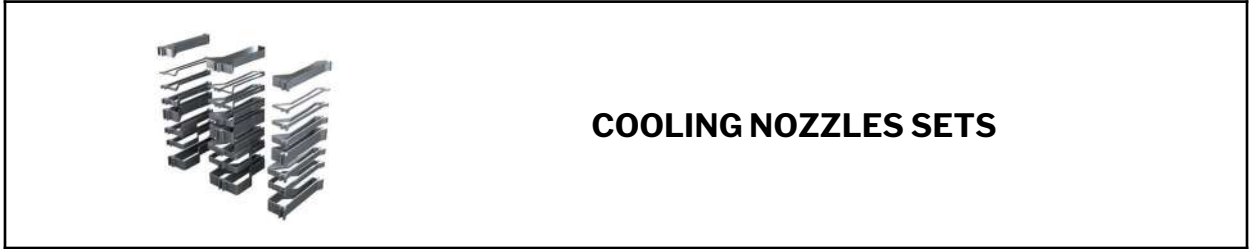
Reference	Description
	DG414 MOLDS
P-B923-1018-8-458	MH PLATES DG 5"1/2S SPECIAL DIA.4"5/8 - FOR BLANK MOUNTING ASSEMBLY NR. 21-22-23-24 - FOR BLOW MOUNTING ASSEMBLY NR. 51-52-53-54
P-B923-1061-GR1	MH INSERTS DG 5"1/2S DIA.4"5/8-5" DOUBLE DECK - FOR BLANK MOUNTING ASSEMBLY NR.67 (MOUNTING NO 20 DG414) - SUITABLE TO THE MH ARMS P-B923-1013R
P-B923-1061-GR2	MH INSERTS DG 5"1/2S DIA.4"5/8-5" DOUBLE DECK - FOR BLANK MOUNTING ASSEMBLY NR.65 (MOUNTING NO 13-18 DG414) - SUITABLE TO THE MH ARMS P-B923-1013R
P-B923-1061-GR3	MH INSERTS DG 5"1/2S DIA.4"5/8-5" DOUBLE DECK - FOR BLANK MOUNTING ASSEMBLY NR.63 (MOUNTING NO 16-22 DG414) - SUITABLE TO THE MH ARMS P-B923-1013R
P-B923-1062-GR1	MH INSERTS DG 5"1/2S DIA.4"5/8-5" DOUBLE DECK - FOR BLOW MOUNTING ASSEMBLY NR.66 (MOUNTING NO 13-19 DG414) - SUITABLE TO THE MH ARMS P-B923-1017
P-B923-1062-GR2	MH INSERTS DG 5"1/2S DIA.4"5/8-5" DOUBLE DECK - FOR BLOW MOUNTING ASSEMBLY NR.68 (MOUNTING NO 17-21-27 DG414) - SUITABLE TO THE MH ARMS P-B923-1017
P-B923-1062-GR3	MH INSERTS DG 5"1/2S DIA.4"5/8-5"5/16 DOUBLE DECK - FOR BLOW MOUNTING ASSEMBLY NR.69 (MOUNTING NO 25 DG414) - SUITABLE TO THE MH ARMS P-B923-1017
P-B923-1062-GR4	MH INSERTS DG 5"1/2S DIA.4"5/8-5"5/16 DOUBLE DECK - FOR BLOW MOUNTING ASSEMBLY NR.70 (MOUNTING NO 26 DG414) - SUITABLE TO THE MH ARMS P-B923-1017
P-B923-184-1-B	MH INSERTS DG 5"1/2S DIA.4"5/8 CENTER MOUNTED - FOR BLANK AND BLOW MOUNTING ASSEMBLY NR.62 (MOUNTING NO 3 DG414) - SUITABLE TO THE MH ARMS P-B923-D-171-B AND P-B923-D-170-B
P-B923-213-1-B	MH INSERTS DG 5"1/2S DIA.4"5/8 CENTER MOUNTED - FOR BLANK AND BLOW MOUNTING ASSEMBLY NR.61-64 (MOUNTING NO 6-7 DG414) - SUITABLE TO THE MH ARMS P-B923-D-171-B AND P-B923-D-170-B
	DG5S MOLDS
P-27-25G414	MH INSERTS DG 5"1/2S ØUPPER 5"1/8 - LOWER 146FLAT - FOR BLANK MOUNTING ASSEMBLY NR. 25G414 - SUITABLE TO THE MH ARMS P-B923-1013R
P-27-37G414	MH INSERTS DG 5"1/2S ØUPPER 5"1/8 - LOWER 146FLAT - FOR BLANK MOUNTING ASSEMBLY NR. 37G414 - SUITABLE TO THE MH ARMS P-B923-1013R
P-27-38G414	MH INSERTS DG 5"1/2S ØUPPER 5"1/8 - LOWER 146FLAT - FOR BLANK MOUNTING ASSEMBLY NR. 38G414 - SUITABLE TO THE MH ARMS P-B923-1013R
P-27-38G311	MH INSERTS DG 5"1/2S ØUPPER 4"5/8 - ØLOWER 5" - UPPER BLOCK 1"1/4 - FOR BLANK MOUNTING ASSEMBLY NR. 37G414 - SUITABLE TO THE MH ARMS P-B923-1013R
P-27-12G15	MH INSERTS DG 5"1/2S ØUPPER 5"1/8 - LOWER 146FLAT - FOR BLOW MOUNTING ASSEMBLY NR. 12G15 - SUITABLE TO THE MH ARMS P-B923-1017
P-27-45G414	MH INSERTS DG 5"1/2S ØUPPER 5"1/8 - LOWER 146FLAT - FOR BLOW MOUNTING ASSEMBLY NR. 45G414 - SUITABLE TO THE MH ARMS P-B923-1017

IS SECTION VARIABLE EQUIPMENT

5"1/2 DOUBLE GOB

Cooling Molds

Cooling Nozzle Sets



Reference	Description
	BLANK SIDE
P-B923-146L-8S	SET OF 8 SECT. DG 5"1/2 WIND COOLING NOZZLES BLANK SIDE
P-B923-146L-10S	SET OF 10 SECT. DG 5"1/2 WIND COOLING NOZZLES BLANK SIDE
P-B923-146L-12S	SET OF 12 SECT. DG 5"1/2 WIND COOLING NOZZLES BLANK SIDE
	BLANK SIDE - NECKRING COOLING
P-B923-146DGPS8S	SET OF 8 SECT. SG-DG 5"1/2 FINISH COOLING NOZZLES BLOW SIDE
P-B923-146DGPS10S	SET OF 10 SECT. SG-DG 5"1/2 FINISH COOLING NOZZLES BLOW SIDE
P-B923-146DGPS12S	SET OF 12 SECT. SG-DG 5"1/2 FINISH COOLING NOZZLES BLOW SIDE
	BLOW SIDE
P-B923-147L-8S	SET OF 8 SECT. DG 5"1/2 WIND COOLING NOZZLES BLOW SIDE
P-B923-147L-10S	SET OF 10 SECT. DG 5"1/2 WIND COOLING NOZZLES BLOW SIDE
P-B923-147L-12S	SET OF 12 SECT. DG 5"1/2 WIND COOLING NOZZLES BLOW SIDE

IS SECTION VARIABLE EQUIPMENT

6"1/4 SINGLE GOB

Plunger Mechanism



PLUNGER MECHANISMS

Reference	Description
	PLUNGER MECHANISM
P-614-MNNPBL-SG	PLUNGER MECHANISM SG 5"1/2 EASY MOUNTING - PLUNGER STROKE 4"5/8 - BLOW & BLOW PROCESS (FOR LIMITS SEE MOLD DESIGN DATA)
P-614-MNNPBL-SG7	PLUNGER MECHANISM SG 5"1/2 EASY MOUNTING - PLUNGER STROKE 7" - BLOW & BLOW PROCESS (FOR LIMITS SEE MOLD DESIGN DATA) - PRESS-BLOW PROCESS (FOR LIMITS SEE MOLD DESIGN DATA)
	CENTERING PLATE
P-614-DGAZ-PC	CENTERING PLATE DG 6"1/4
P-B962-3040M7	ADAPTING CENTERING PLATE FOR SG 6"1/4 - TO BE MOUNT IN P-614-DGAZ-PC
	PLUNGER BASE
P-614-3064B	PLUNGER BASE SG-DG 6"1/4 QUICK CHANGE - FIXING SCREW FROM THE TOP - WITH REGULATION SCREW
	FLEXIBLE
P-KFB-01G	PLUNGER BASE HOSES KIT
	FOOT SUPPORT
P-B962-3063M5	FOOT SUPPORT ASSEMBLY - SG-DG 5"1/2 - SG-DG 6"1/4 & TG 4"1/4 - WITHOUT REGULATION SCREW

IS SECTION VARIABLE EQUIPMENT

6"1/4 SINGLE GOB

Plunger Mechanism

Plunger Cartridges and Positioners



Reference	Description
	BLOW-BLOW
P-B962-3051-GR3M6	BLOW-BLOW CARTRIDGE - SPLIT RING PLUNGER LOCKING - SPRING ASSISTED THIMBLE UP - SUITABLE TO PLUNG.MECH. P-614-MNNPBL-SG
P-B962-3036-8L	BLOW-BLOW CARTRIDGE - HORSE SHOE PLUNGER LOCKING - SPRING ASSISTED THIMBLE UP - INDEPENDENT LUBRICATION LINE - 5/8" TO 1"1/8 COUNTERBLOW PLUNGER PULL - WITH UPPER COVER CAN BE USED IN DG414-DG5S-TG414 AS P-B962-3036-7L - SUITABLE TO PLUNG.MECH. P-614-MNNPBL-SG
P-04-PS-SDG	BLOW-BLOW CARTRIDGE - SPLIT RING PLUNGER LOCKING - AIR ASSISTED THIMBLE DOWN - SUITABLE TO PLUNG.MECH. P-614-MNNPBL-SG7
P-04-PS-SDG1	BLOW-BLOW CARTRIDGE - HORSE SHOE PLUNGER LOCKING - AIR ASSISTED THIMBLE DOWN - SUITABLE TO PLUNG.MECH. P-614-MNNPBL-SG7
P-04-PS-RSM2	BLOW-BLOW CARTRIDGE - HORSE SHOE PLUNGER LOCKING - SPRING ASSISTED THIMBLE UP - SUITABLE TO PLUNG.MECH. P-614-MNNPBL-SG7
	WIDE MOUTH PRESS-BLOW
P-512-P70	PRESS-BLOW POSITIONER - 70 MM MAX FINISH - COMPLETE WITH ADAPTER AND SET OF SPACERS - SUITABLE TO PLUNG.MECH. P-614-MNNPBL-SG7
P-512-P90	PRESS-BLOW POSITIONER - 90 MM MAX FINISH - COMPLETE WITH ADAPTER AND SET OF SPACERS - SUITABLE TO PLUNG.MECH. P-614-MNNPBL-SG7
P-512-P120	PRESS-BLOW POSITIONER - 120 MM MAX FINISH - COMPLETE WITH ADAPTER AND SET OF SPACERS - SUITABLE TO PLUNG.MECH. P-614-MNNPBL-SG7
P-512-P120F112	PRESS-BLOW POSITIONER - 120 MM MAX FINISH - 112 MM MAX FINISH BORE - COMPLETE WITH ADAPTER AND SET OF SPACERS - SUITABLE TO PLUNG.MECH. P-614-MNNPBL-SG7
P-512-P120M	PRESS-BLOW POSITIONER - 120 MM MAX FINISH - WITH SPRING - COMPLETE WITH ADAPTER AND SET OF SPACERS - SUITABLE TO PLUNG.MECH. P-614-MNNPBL-SG7

IS SECTION VARIABLE EQUIPMENT

6"1/4 SINGLE GOB

Funnel Mechanism

Funnel Arms



Reference	Description
	EASY MOUNTING
P-16-SG-614-1	FUNNEL ARM SG 614S STRAIGHT NO1 DIA.3 1/2" EASY MOUNTING FOR FLAT FUNNELS
P-16-SG-614-2	FUNNEL ARM SG 614S STRAIGHT NO2 DIA.4 7/16" EASY MOUNTING FOR FLAT FUNNELS
P-16-SG-614-3	FUNNEL ARM SG 614S STRAIGHT NO3 DIA.5 3/16" EASY MOUNTING FOR FLAT FUNNELS
P-16-SG-614-4	FUNNEL ARM SG 614S STRAIGHT NO4 DIA.6 3/4" EASY MOUNTING FOR FLAT FUNNELS
P-16-SG-614-1M	FUNNEL ARM SG 614S STRAIGHT NO1 DIA.3 1/2" EASY MOUNTING FOR PIN ANTIROTATION FUNNELS AND FOR ROUND FUNNELS
P-16-SG-614-2M	FUNNEL ARM SG 614S STRAIGHT NO2 DIA.4 7/16" EASY MOUNTING FOR PIN ANTIROTATION FUNNELS AND FOR ROUND FUNNELS
P-16-SG-614-3M	FUNNEL ARM SG 614S STRAIGHT NO3 DIA.5 3/16" EASY MOUNTING FOR PIN ANTIROTATION FUNNELS AND FOR ROUND FUNNELS
P-16-SG-614-4M	FUNNEL ARM SG 614S STRAIGHT NO4 DIA.6 3/4" EASY MOUNTING FOR PIN ANTIROTATION FUNNELS AND FOR ROUND FUNNELS

IS SECTION VARIABLE EQUIPMENT

6"1/4 SINGLE GOB

Funnel Mechanism

Easy Mounting Parts



Reference	Description
	EASY MOUNTING
P-516QCS2	MOUNTING PARTS FOR FUNNEL ARMS EASY MOUNTING - SG-DG 5"1/2 - SG-DG 6"1/4S & TG 4"1/4S
P-516QCS7	MOUNTING PARTS FOR FUNNEL ARMS EASY MOUNTINGS - WITHOUT LOCKER SYSTEM - ONLY FOR ACETYLENE SYSTEM - SG-DG 5"1/2 - SG-DG 6"1/4S & TG 4"1/4S

IS SECTION VARIABLE EQUIPMENT

6"1/4 SINGLE GOB

Baffle Mechanism

Baffle Arms



Reference	Description
	EASY MOUNTING
P-15-B-14-S2	BAFFLE ARM SG6"1/4 EASY MOUNTING - NEEDS THE MOUNTING PARTS P-515QCS2
P-15-B-12	BAFFLE ARM SG6"1/4 EASY MOUNTING - WITH PUSH LOCKRING PLATE - NEEDS THE MOUNTING PARTS P-515QCS2

IS SECTION VARIABLE EQUIPMENT

6"1/4 SINGLE GOB

Baffle Mechanism

Easy Mounting Parts



Reference	Description
P-515QCS2	MOUNTING PARTS FOR BAFFLE ARMS EASY MOUNTING - SG-DG 5"1/2S - SG-DG 6"1/4S & TG 4"1/4S

IS SECTION VARIABLE EQUIPMENT

6"1/4 SINGLE GOB

Baffle Mechanism Pantograph

Baffle Heads



BAFFLE HEADS FOR PANTOGRAPH SUPPORTS

Reference	Description
	EASY MOUNTING
P-B9210-207-SG614	BAFFLE HOLDER HEAD SG 4"1/4 EASY MOUNTING - SUITABLE FOR THE E.M. PANTOGRAPH SUPPORT P-15-614-PCR
P-15-T-15	BAFFLE HOLDER HEAD SG 4"1/4 EASY MOUNTING - WITH PUSH LOCKRING PLATE - SUITABLE FOR THE E.M. PANTOGRAPH SUPPORT P-15-614-PCR

IS SECTION VARIABLE EQUIPMENT 6"1/4 SINGLE GOB Baffle Mechanism Pantograph

Baffle Supports



PANTOGRAPH BAFFLE SUPPORTS

Reference	Description
P-15-614-PCR	EASY MOUNTING PANTOGRAPH BAFFLE SUPPORT FOR EM BAFFLE HEAD - SG-DG 6"1/4S & TG 4"1/4S

IS SECTION VARIABLE EQUIPMENT

6"1/4 SINGLE GOB

Neck Ring

Neck Ring Holders



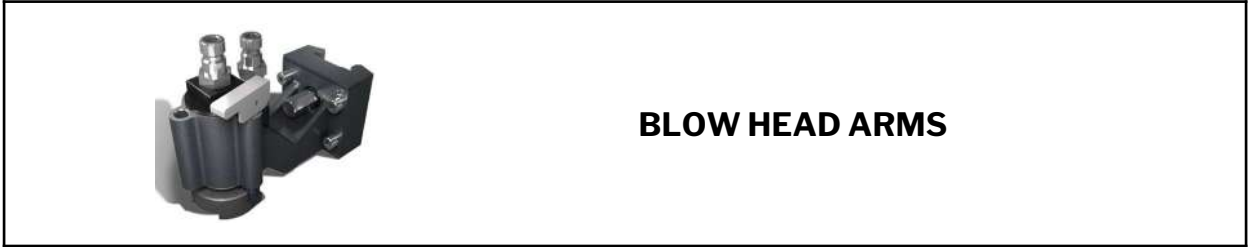
Reference	Description
	TRADITIONAL
P-0203SG614D1K1	NECKRING ARM SG 614S STRAIGHT NO1 DIA.3"
P-0203SG614C1K1	NECKRING ARM SG 614S OFFSET NO1 DIA.3"
P-0203SG614S1K1	NECKRING ARM SG 614S OFFSET NO1 DIA.3" TALLWARE
P-0203SG614D2K1	NECKRING ARM SG 614S STRAIGHT NO2 DIA.4"
P-0203SG614C2K1	NECKRING ARM SG 614S OFFSET NO2 DIA.4"
P-0203SG614S2K1	NECKRING ARM SG 614S OFFSET NO2 DIA.4" TALLWARE
P-0203SG614D3K1	NECKRING ARM SG 614S STRAIGHT NO2 DIA.4"3/4 - UP TO 120MM
P-0203SG614C3K1	NECKRING ARM SG 614S OFFSET NO2 DIA.4"3/4 - UP TO 120MM

IS SECTION VARIABLE EQUIPMENT

6"1/4 SINGLE GOB

Blow Head Mechanism

Blow Head Arms



Reference	Description
	EASY MOUNTING
P-B9200-201-8M1	SG BLOW HEAD ARM, 614S E.M. BAYONET TYPE LOCK - BAYONET TYPE LOCK - TWO SEPARATE LINES FOR FINAL BLOW AND FINISH COOLING
P-13-B-14A	SG BLOW HEAD ARM, 614S E.M. BAYONET TYPE LOCK - BAYONET TYPE LOCK - WITH PUSH LOCKRING PLATE - TWO SEPARATE LINES FOR FINAL BLOW AND FINISH COOLING - WITH FINAL BLOW EXHAUST AIR REGULATORS

IS SECTION VARIABLE EQUIPMENT

6"1/4 SINGLE GOB

Blow Head Mechanism

Easy Mounting Parts



Reference	Description
	EASY MOUNTING
P-513QCS3	MOUNTING PARTS FOR BLOWHEAD ARMS EASY MOUNTING - SG-DG 5"1/2 - SG-DG 6"1/4S & TG 4"1/4S

IS SECTION VARIABLE EQUIPMENT

6"1/4 SINGLE GOB

Take Out Mechanism

Take Out Arms



Reference	Description
P-14-BC0512-1	BELT DRIVEN TAKE-OUT ARM - SG-DG 5"1/2 - SG-DG 6"1/4S & TG 4"1/4S

IS SECTION VARIABLE EQUIPMENT

6"1/4 SINGLE GOB

Take Out Mechanism

Take Out Tong Heads



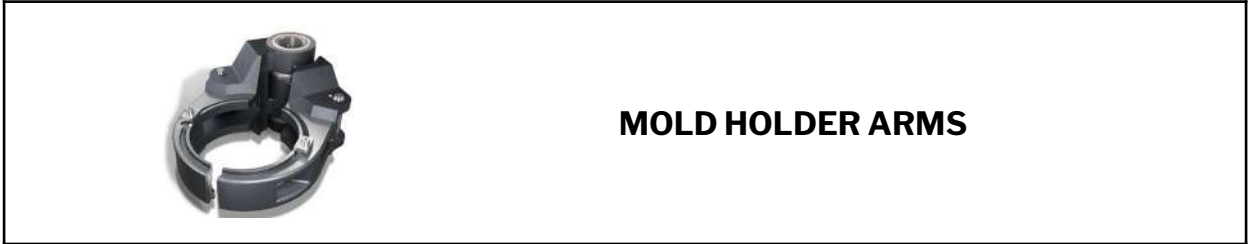
Reference	Description
	TRADITIONAL
P-B9210-275-11	TAKE-OUT TONG HEAD SG EASY MOUNTING
P-B9191-9125-15	TAKE-OUT TONG HEAD SG EASY MOUNTING - FOR HEAVY WARE
P-B9191-9125-D8	SPACERS 6" FOR TRADITIONAL TONG HEAD SG
	X-Y FLOATING
P-14-PTR-GF-01	EM MOUNTING PARTS FOR X-Y FLOATING TONG HOLDER HEAD SG
P-14-PTR-GF-02	EM MOUNTING PARTS FOR X-Y FLOATING TONG HOLDER HEAD DG
P-14-PTR-GR-01	X-Y FLOATING TONG HOLDER HEAD SG - NEEDS THE MTG PARTS P-14-PTR-GF-01
P-14-PTR-GR-01M	X-Y FLOATING TONG HOLDER HEAD SG - NEEDS THE MTG PARTS P-14-PTR-GF-02
P-14-PTR-GR-01M1	X-Y FLOATING TONG HOLDER HEAD SG SPECIAL - NEEDS THE DG MTG PARTS P-14-PTR-GF-02 - FOR HEAVY WARE

IS SECTION VARIABLE EQUIPMENT

6"1/4 SINGLE GOB

Blank & Blow Mold Support

Mold Holders

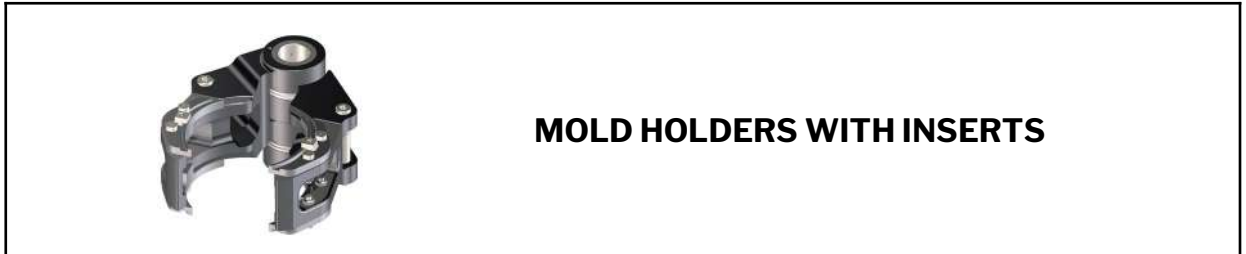


Reference	Description
	BLANK SIDE, OFFSET TYPE
P-27-OS614A3K1	BLANK MOLD HOLDER SG 614S NO.3 DIA. 6" OFFSET 2"
P-27-OS614A4K1	BLANK MOLD HOLDER SG 614S NO.4 DIA. 6 7/8" OFFSET 2"
P-27-OS614A5K1	BLANK MOLD HOLDER SG 614S NO.5 DIA. 7 3/4" OFFSET 2"
P-27-OS614A6K1	BLANK MOLD HOLDER SG 614S NO.6 DIA. 8 1/2" OFFSET 2"
	BLOW SIDE, OFFSET TYPE
P-27-OS614F3K	BLOW MOLD HOLDER SG 512S NO.3 DIA. 6" OFFSET 2"
P-27-OS614F4K	BLOW MOLD HOLDER SG 512S NO.4 DIA. 6 7/8" OFFSET 2"
P-27-OS614F5K	BLOW MOLD HOLDER SG 512S NO.5 DIA. 7 3/4" OFFSET 2"
P-27-OS614F6K	BLOW MOLD HOLDER SG 512S NO.6 DIA. 8 1/2" OFFSET 2"
P-27-OS614F7K	BLOW MOLD HOLDER SG 512S NO.7 DIA.9 1/4" OFFSET 2"

IS SECTION VARIABLE EQUIPMENT 6"1/4 SINGLE GOB

Blank & Blow Mold Support

Mold Holders



Reference	Description
	BLANK SIDE, OFFSET TYPE
P-627-SG-A	BLANK MOLD HOLDER SG 614S FOR INSERTS STANDARD TYPE
P-627-SG-P2	PINS FOR MOUTING ASSEMBLIES NR.3S NR.4S NR. 5S
P-627-SG-3S	INSERTS FOR SG 6"1/4S NR.3 DIA.6"
P-627-SG-4S	INSERTS FOR SG 6"1/4S NR.4 DIA.6" 7/8
P-627-SG-5S	INSERTS FOR SG 6"1/4S NR.5 DIA.7" 3/4
	BLANK SIDE, OFFSET TYPE
P-627-SG-AOS	BLANK MOLD HOLDER SG 614S FOR INSERTS 2" OFFSET TYPE
P-627-SG-P	PINS FOR MOUTING ASSEMBLIES NR.3 NR.4 NR. 5
P-627-SG-3	INSERTS FOR SG 6"1/4S NR.3 DIA.6"
P-627-SG-4	INSERTS FOR SG 6"1/4S NR.4 DIA.6" 7/8
P-627-SG-5	INSERTS FOR SG 6"1/4S NR.5 DIA.7" 3/4
	BLOW SIDE, STANDARD TYPE
P-627-SG-F	BLOW MOLD HOLDER SG 614S FOR INSERTS STANDARD TYPE
P-627-SG-P	PINS FOR MOUTING ASSEMBLIES NR.3 NR.4 NR. 5
P-627-SG-3	INSERTS FOR SG 6"1/4S NR.3 DIA.6"
P-627-SG-4	INSERTS FOR SG 6"1/4S NR.4 DIA.6" 7/8
P-627-SG-5	INSERTS FOR SG 6"1/4S NR.5 DIA.7" 3/4
	BLOW SIDE, OFFSET TYPE
P-627-SG-FOS	BLOW MOLD HOLDER SG 614S FOR INSERTS 2" OFFSET TYPE
P-627-SG-P	PINS FOR MOUTING ASSEMBLIES NR.3 NR.4 NR. 5
P-627-SG-3	INSERTS FOR SG 6"1/4S NR.3 DIA.6"
P-627-SG-4	INSERTS FOR SG 6"1/4S NR.4 DIA.6" 7/8
P-627-SG-5	INSERTS FOR SG 6"1/4S NR.5 DIA.7" 3/4

IS SECTION VARIABLE EQUIPMENT

6"1/4 SINGLE GOB

Blank & Blow Mold Support

Mold Holders



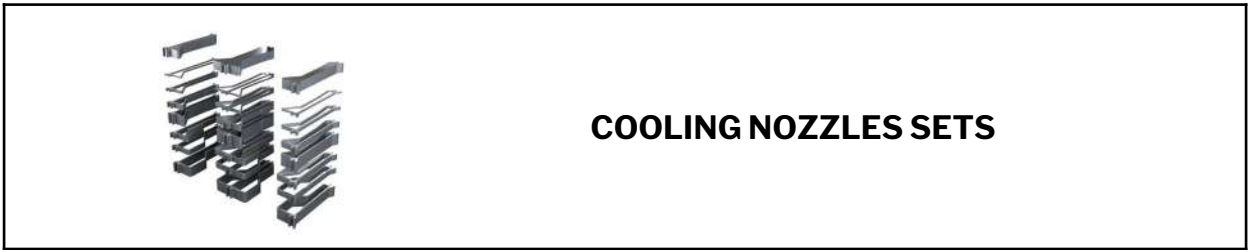
Reference	Description
	MOLD HOLDERS
P-627-SG-AC	BLANK MOLD HOLDER SG 614S FOR INSERTS FOR TALL MOUNTING ASSEMBLY
P-627-SG-FC	BLOW MOLD HOLDER SG 614S FOR INSERTS FOR TALL MOUNTING ASSEMBLY
	INSERTS
P-627-SG-I-27	INSERTS FOR SG 6"1/4 OFFSET 6" H=92,1 WITH BLOCK LOCKS
	MOUNTING PARTS
P-627-SG-AP	PINS FOR MOUTING ASSEMBLY H_DIM 92,1MM & S_DIM 137,5MM
P-627-SG-FP	PINS FOR MOUTING ASSEMBLY H_DIM 92,1MM & S_DIM 137,5MM

IS SECTION VARIABLE EQUIPMENT

6"1/4 SINGLE GOB

Cooling Molds

Cooling Nozzle Sets



Reference	Description
	BLANK SIDE
P-B923-333SA-8S	SET OF 8 SECT SG 6"1/4 WIND COOLING NOZZLES BLANK SIDE
P-B923-333SA-10S	SET OF 10 SECT SG 6"1/4 WIND COOLING NOZZLES BLANK SIDE
P-B923-333SA-12S	SET OF 12 SECT SG 6"1/4 WIND COOLING NOZZLES BLANK SIDE
	BLANK SIDE - NECKRING COOLING GR.3
P-622-01PSSG8S	SET OF 8 SECT. SG 6"1/4 NECK RING COOLING NOZZLES BLANK SIDE GR.3
P-622-01PSSG10S	SET OF 10 SECT. SG 6"1/4 NECK RING COOLING NOZZLES BLANK SIDE GR.3
P-622-01PSSG12S	SET OF 12 SECT. SG 6"1/4 NECK RING COOLING NOZZLES BLANK SIDE GR.3
	BLANK SIDE - NECKRING COOLING GR.5
P-B923-333SGPSG58S	SET OF 8 SECT. SG 6"1/4 NECK RING COOLING NOZZLES BLANK SIDE GR.5
P-B923-333SGPSG510S	SET OF 10 SECT. SG 6"1/4 NECK RING COOLING NOZZLES BLANK SIDE GR.5
P-B923-333SGPSG512S	SET OF 12 SECT. SG 6"1/4 NECK RING COOLING NOZZLES BLANK SIDE GR.5
	BLOW SIDE
P-B923-331SA-8	SET OF 8 SECT SG 6"1/4 WIND COOLING NOZZLES BLOW SIDE
P-B923-331SA-10	SET OF 10 SECT SG 6"1/4 WIND COOLING NOZZLES BLOW SIDE
P-B923-331SA-12	SET OF 12 SECT SG 6"1/4 WIND COOLING NOZZLES BLOW SIDE

IS SECTION VARIABLE EQUIPMENT

6"1/4 DOUBLE GOB

Plunger Mechanism



PLUNGER MECHANISMS


Reference	Description
	PLUNGER MECHANISM
P-614-MNNPBL1	PLUNGER MECHANISM DG 4"1/4 EASY MOUNTING BB,PB & NNPB - BLOW-BLOW , PRESS-BLOW & NNPB - PLUNGER STROKE 7"1/2
	CENTERING PLATE
P-614-DGAZ-PC	CENTERING PLATE DG 6"1/4
	PLUNGER BASE
P-614-3064B	PLUNGER BASE SG-DG 6"1/4 QUICK CHANGE - FIXING SCREW FROM THE TOP - WITH REGULATION SCREW
	FLEXIBLE
P-KFB-01G	PLUNGER BASE HOSES KIT
	FOOT SUPPORT
P-B962-3063M5	FOOT SUPPORT ASSEMBLY - SG-DG 5"1/2 - SG-DG 6"1/4 & TG 4"1/4 - WITHOUT REGULATION SCREW

IS SECTION VARIABLE EQUIPMENT

6"1/4 DOUBLE GOB

Plunger Mechanism

Plunger Cartridges and Positioners



Reference	Description
	BLOW-BLOW
P-B962-3051-GR3M6	BLOW-BLOW CARTRIDGE - SPLIT RING PLUNGER LOCKING - SPRING ASSISTED THIMBLE UP
P-B962-3036-8L	BLOW-BLOW CARTRIDGE - HORSE SHOE PLUNGER LOCKING - SPRING ASSISTED THIMBLE UP - INDEPENDENT LUBRICATION LINE - 5/8" TO 1"1/8 COUNTERBLOW PLUNGER PULL - WITH UPPER COVER CAN BE USED IN DG414-DG5S-TG414 AS P-B962-3036-7L
	WIDE MOUTH PRESS-BLOW
P-B962-402-GR6L	PRESS-BLOW POSITIONER - 70 MM MAX FINISH - COMPLETE WITH ADAPTER AND SET OF SPACERS - INDEPENDENT LUBRICATION LINE
P-B962-402-GR5L	PRESS-BLOW POSITIONER - 83 MM MAX FINISH - COMPLETE WITH ADAPTER AND SET OF SPACERS - INDEPENDENT LUBRICATION LINE
P-B962-402-GR4L	PRESS-BLOW POSITIONER - 90 MM MAX FINISH - COMPLETE WITH ADAPTER AND SET OF SPACERS - INDEPENDENT LUBRICATION LINE
P-B962-402-S1	PRESS-BLOW POSITIONER - 105 MM MAX FINISH - COMPLETE WITH ADAPTER AND SET OF SPACERS - INDEPENDENT LUBRICATION LINE
P-B962-402-12	PRESS-BLOW POSITIONER - 70 MM MAX FINISH - COMPLETE WITH ADAPTER AND SET OF SPACERS - INDEPENDENT LUBRICATION LINE - NEW DESIGN - EASY TRANSFORMATION TO 83 TYPE
P-B962-402-11	PRESS-BLOW POSITIONER - 83 MM MAX FINISH - COMPLETE WITH ADAPTER AND SET OF SPACERS - INDEPENDENT LUBRICATION LINE - EASY TRANSFORMATION IN 70MM TYPE WITH KIT P-B962-402-1112 - NEW DESIGN - EASY TRANSFORMATION IN 90MM TYPE
P-B962-402-10	PRESS-BLOW POSITIONER - 90 MM MAX FINISH - COMPLETE WITH ADAPTER AND SET OF SPACERS - INDEPENDENT LUBRICATION LINE - NEW DESIGN - EASY TRANSFORMATION TO 83 TYPE
	NARROW NECK PRESS-BLOW
P-B962-404L	NNPB POSITIONER - 38 MM MAX FINISH - COMPLETE WITH A SET OF SPACERS - INDEPENDENT LUBRICATION LINE

IS SECTION VARIABLE EQUIPMENT

6"1/4 DOUBLE GOB

Funnel Mechanism

Funnel Arms



Reference	Description
	EASY MOUNTING
P-B923-1429-4	FUNNEL ARM DG 6"1/4S DIA.3 1/2" EASY MOUNTING FOR FLAT FUNNELS
P-B923-1429-5	FUNNEL ARM DG 6"1/4S DIA.4 7/16" EASY MOUNTING FOR FLAT FUNNELS
P-B923-1429-4M	FUNNEL ARM DG 6"1/4S DIA.3 1/2" EASY MOUNTING FOR PIN ANTIROTATION FUNNELS AND FOR ROUND FUNNELS
P-B923-1429-5SM	FUNNEL ARM DG 6"1/4S DIA.103MM EASY MOUNTING FOR PIN ANTIROTATION FUNNELS AND FOR ROUND FUNNELS
P-B923-1429-5M	FUNNEL ARM DG 6"1/4S DIA.4 7/16" EASY MOUNTING FOR PIN ANTIROTATION FUNNELS AND FOR ROUND FUNNELS
P-B923-1429-5XM	FUNNEL ARM DG 6"1/4S DIA.5 3/16" EASY MOUNTING FOR PIN ANTIROTATION FUNNELS AND FOR ROUND FUNNELS

IS SECTION VARIABLE EQUIPMENT

6"1/4 DOUBLE GOB

Funnel Mechanism

Easy Mounting Parts



Reference	Description
	EASY MOUNTING
P-516QCS2	MOUNTING PARTS FOR FUNNEL ARMS EASY MOUNTING - SG-DG 5"1/2 - SG-DG 6"1/4S & TG 4"1/4S
P-516QCS7	MOUNTING PARTS FOR FUNNEL ARMS EASY MOUNTINGS - WITHOUT LOCKER SYSTEM - ONLY FOR ACETYLENE SYSTEM - SG-DG 5"1/2 - SG-DG 6"1/4S & TG 4"1/4S

IS SECTION VARIABLE EQUIPMENT

6"1/4 DOUBLE GOB

Baffle Mechanism

Baffle Arms



Reference	Description
	EASY MOUNTING
P-B923-1435-3	BAFFLE ARM DG 6"1/4S EASY MOUNTING - NEEDS THE MOUNTING PARTS P-515QCS2
P-15-B-11	BAFFLE ARM DG 6"1/4S EASY MOUNTING - WITH PUSH LOCKRING PLATE - NEEDS THE MOUNTING PARTS P-515QCS2

IS SECTION VARIABLE EQUIPMENT

6"1/4 DOUBLE GOB

Baffle Mechanism

Easy Mounting Parts



Reference	Description
P-515QCS2	MOUNTING PARTS FOR BAFFLE ARMS EASY MOUNTING - SG-DG 5"1/2S - SG-DG 6"1/4S & TG 4"1/4S

IS SECTION VARIABLE EQUIPMENT

6"1/4 DOUBLE GOB

Baffle Mechanism Pantograph

Baffle Heads



Reference	Description
	EASY MOUNTING
P-B9210-207-614B	BAFFLE HOLDER HEAD DG 6"1/4S - SUITABLE TO THE E.M. PANTOGRAPH SUPPORT P-15-614-PCR
P-15-T-11	BAFFLE HOLDER HEAD DG 6"1/4S SUITABLE TO THE E.M. PANTOGRAPH SUPPORT P-15-614-PCR

IS SECTION VARIABLE EQUIPMENT 6"1/4 DOUBLE GOB Baffle Mechanism Pantograph

Baffle Supports



Reference	Description
P-15-614-PCR	EASY MOUNTING PANTOGRAPH BAFFLE SUPPORT FOR EM BAFFLE HEAD - SG-DG 6"1/4S & TG 4"1/4S

IS SECTION VARIABLE EQUIPMENT 6"1/4 DOUBLE GOB

Neck Ring

Neck Ring Holders



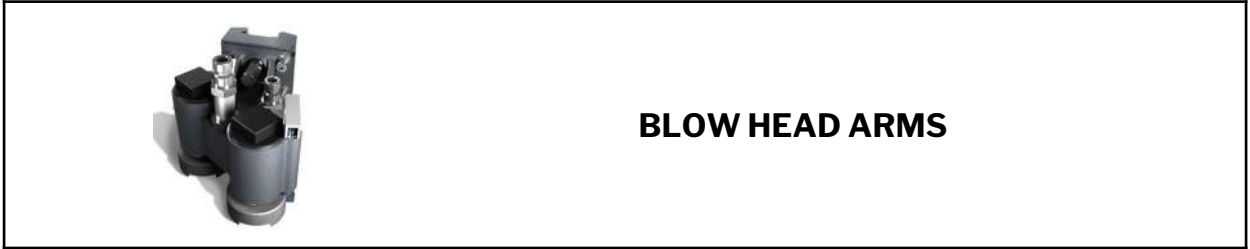
Reference	Description
	TRADITIONAL
P-B923-1167-2K1	NECK RING HOLDER 6"1/4S STRAIGHT 70 MM
P-B923-1168-2K1	NECK RING HOLDER DG 6"1/4S OFFSET 70 MM
P-B923-1169-2K1	NECK RING HOLDER DG 6"1/4S OFFSET 83 MM
P-B923-1170-2K1	NECK RING HOLDER DG 6"1/4S OFFSET 90 MM
P-B923-1171-2K1	NECK RING HOLDER DG 6"1/4 OFFSET 105 MM

IS SECTION VARIABLE EQUIPMENT

6"1/4 DOUBLE GOB

Blow Head Mechanism

Blow Head Arms



Reference	Description
	EASY MOUNTING
P-B9200-202-8M1	BLOWHEAD ARM DG 6"1/4S EASY MOUNTING - BAYONET TYPE LOCK - TWO SEPARATE LINES FOR FINAL BLOW AND FINISH COOLING
P-13-B-11	BLOWHEAD ARM DG 6"1/4S EASY MOUNTING - BAYONET TYPE LOCK - WITH PUSH LOCKRING PLATE - TWO SEPARATE LINES FOR FINAL BLOW AND FINISH COOLING
P-13-B-15A	BLOWHEAD ARM DG 6"1/4S EASY MOUNTING - BAYONET TYPE LOCK - WITH PUSH LOCKRING PLATE - WITH FINAL BLOW EXHAUST AIR REGULATORS - TWO SEPARATE LINES FOR FINAL BLOW AND FINISH COOLING

IS SECTION VARIABLE EQUIPMENT

6"1/4 DOUBLE GOB

Blow Head Mechanism

Easy Mounting Parts



Reference	Description
	EASY MOUNTING
P-513QCS3	MOUNTING PARTS FOR BLOWHEAD ARMS EASY MOUNTING - SG-DG 5"1/2 - SG-DG 6"1/4S & TG 4"1/4S

IS SECTION VARIABLE EQUIPMENT

6"1/4 DOUBLE GOB

Take Out Mechanism

Take Out Arms



Reference	Description
P-14-BC0512-1	BELT DRIVEN TAKE-OUT ARM - SG-DG 5"1/2 - SG-DG 6"1/4S & TG 4"1/4S

IS SECTION VARIABLE EQUIPMENT

6"1/4 DOUBLE GOB

Take Out Mechanism

Take Out Tong Heads



Reference	Description
	TRADITIONAL
P-B9210-275-18	TAKE-OUT TONG HEAD DG 6"1/4S EASY MOUNTING
P-B9191-9125-D3	SPACERS 1" FOR TRADITIONAL TONG HEAD DG
	X-Y FLOATING
P-14-PTR-GF-02	EM MOUNTING PARTS FOR X-Y FLOATING TONG HOLDER HEAD DG
P-14-PTR-GR-06	X-Y FLOATING TONG HOLDER HEAD DG 6"1/4 - NEEDS THE MTG PARTS P-14-PTR-GF-02

IS SECTION VARIABLE EQUIPMENT

6"1/4 DOUBLE GOB

Blank & Blow Mold Support

Mold Holders




Reference	Description
	BLANK SIDE
P-614-D-171-B	BLANK MOLD HOLDER ARMS DG 6"1/4S NO.1
P-B923-338G1KR	BLANK MOLD HOLDER ARMS DG 6"1/4S NO.2
	BLOW SIDE
P-614-D-170-B	BLOW MOLD HOLDER ARMS DG 6"1/4S NO.1
P-B923-961-1	BLOW MOLD HOLDER ARMS DG 6"1/4S NO.2

IS SECTION VARIABLE EQUIPMENT

6"1/4 DOUBLE GOB

Blank & Blow Mold Support

Mold Holders

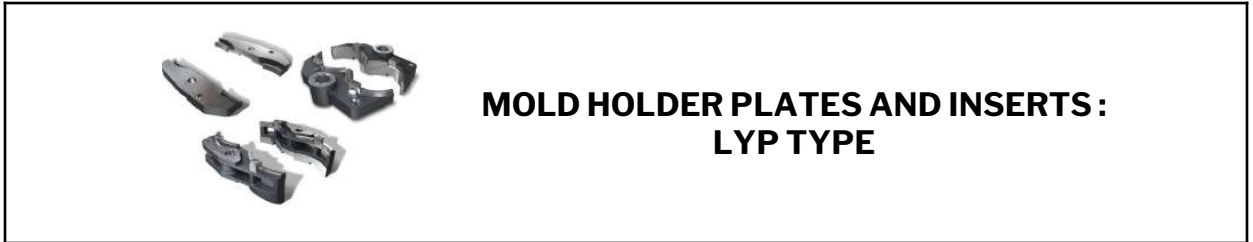


Reference	Description
P-B923-171-2-B	MOLD HOLDER MOUNTING PARTS DG 6"1/4S - FOR MOUNTING ASSEMBLIES NR. 2-12-66-67
P-B923-339-P	MOLD HOLDER MOUNTING PARTS DG 6"1/4S - FOR "E" PIN TYPE MTG ASSEMBLIES
P-B9210-237-1M	MOLD HOLDER MOUNTING PARTS DG 6"1/4S - FOR MOUNTING ASSEMBLIES NR. 21-51
P-B9210-237-2M	MOLD HOLDER MOUNTING PARTS DG 6"1/4S - FOR MOUNTING ASSEMBLIES NR. 22-52
P-B9210-237-3M	MOLD HOLDER MOUNTING PARTS DG 6"1/4S - FOR MOUNTING ASSEMBLIES NR. 23-53
P-B9210-237-4M	MOLD HOLDER MOUNTING PARTS DG 6"1/4S - FOR MOUNTING ASSEMBLIES NR. 24-54
P-B923-1018-4	MOLD HOLDER MOUNTING PARTS DG 6"1/4S FOR DG512 ASSEMBLY - FOR MOUNTING ASSEMBLIES NR. 21-51
P-B923-1018-5	MOLD HOLDER MOUNTING PARTS DG 6"1/4S FOR DG512 ASSEMBLY - FOR MOUNTING ASSEMBLIES NR. 22-52
P-B923-1018-6	MOLD HOLDER MOUNTING PARTS DG 6"1/4S FOR DG512-414-5 ASSEMBLY - FOR MOUNTING ASSEMBLIES NR. 23-53-80-87-115
P-B923-1018-7	MOLD HOLDER MOUNTING PARTS DG 6"1/4S FOR DG512 ASSEMBLY - FOR MOUNTING ASSEMBLIES NR. 24-54
P-B923-1061-GR4	MOLD HOLDER MOUNTING PARTS DG 6"1/4S FOR DG414 ASSEMBLY - FOR MOUNTING ASSEMBLIES NR. 73

IS SECTION VARIABLE EQUIPMENT 6"1/4 DOUBLE GOB

Blank & Blow Mold Support

Mold Holders



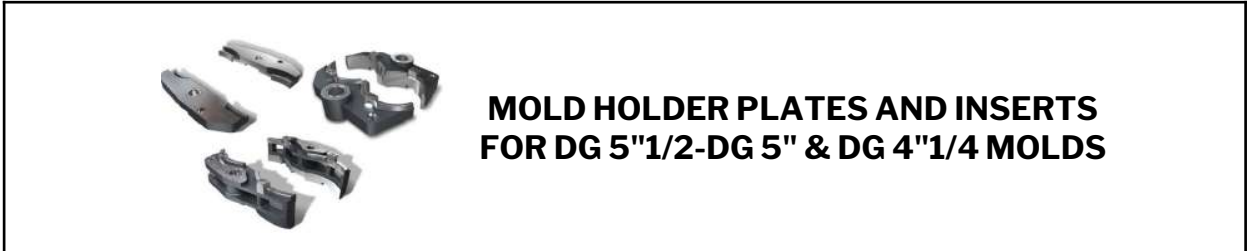
Reference	Description
P-614-168-2-B	INSERTS DG 614S 5 3/8" LYP TYPE - FOR BLANK MOUNTING ASSEMBLY NR. 2 - FOR BLOW MOUNTING ASSEMBLY NR. 12
P-627-DG-1	MH PLATES DG 6"1/4S DIA.5"3/8 UPPER LYP TYPE - FOR BLANK MOUNTING ASSEMBLY NR. 21-22-23-24 - FOR BLOW MOUNTING ASSEMBLY NR. 51-52-53-54
P-627-DG-2	MH PLATES DG 6"1/4S DIA.5"3/8 LOWER LYP TYPE - FOR BLANK MOUNTING ASSEMBLY NR. 21-22-23-24 - FOR BLOW MOUNTING ASSEMBLY NR. 51-52-53-54
P-627-DG-3	MH PLATES DG 6"1/4S DIA.6" UPPER LYP TYPE - FOR BLANK MOUNTING ASSEMBLY NR. 21-22-23-24 - FOR BLOW MOUNTING ASSEMBLY NR. 51-52-53-54
P-627-DG-3BIS	MH PLATES DG 6"1/4S DIA.6" UPPER LYP TYPE BIS - FOR BLANK MOUNTING ASSEMBLY NR. 23BIS
P-627-DG-4	MH PLATES DG 6"1/4S DIA.6" LOWER - FOR BLANK MOUNTING ASSEMBLY NR. 21-22-23-24 - FOR BLOW MOUNTING ASSEMBLY NR. 51-52-53-54
P-627-DG-5	MH PLATES DG 6"1/4S DIA.6"5/8 UPPER LYP TYPE - FOR BLANK MOUNTING ASSEMBLY NR. 21-22-23-24 - FOR BLOW MOUNTING ASSEMBLY NR. 51-52-53-54
P-627-DG-6	MH PLATES DG 6"1/4S DIA.6"5/8 LOWER LYP TYPE - FOR BLANK MOUNTING ASSEMBLY NR. 21-22-23-24 - FOR BLOW MOUNTING ASSEMBLY NR. 51-52-53-54
P-627-DG-7	MH PLATES DG 6"1/4S DIA.6"7/8 UPPER LYP TYPE - FOR BLOW MOUNTING ASSEMBLY NR. 51-52-53-54
P-627-DG-8	MH PLATES DG 6"1/4S DIA.6"7/8 LOWER LYP TYPE - FOR BLOW MOUNTING ASSEMBLY NR. 51-52-53-54

IS SECTION VARIABLE EQUIPMENT

6"1/4 DOUBLE GOB

Blank & Blow Mold Support

Mold Holders



Reference	Description
	DG512 MOLDS
P-627-DG512-1	MH PLATES DG 6"1/4S DIA.5"3/8 UPPER LYP TYPE - FOR BLANK MOUNTING ASSEMBLY NR. 21-22-23-24 - FOR BLOW MOUNTING ASSEMBLY NR. 51-52-53-54
P-627-DG512-2	MH PLATES DG 6"1/4S DIA.5"3/8 LOWER LYP TYPE - FOR BLANK MOUNTING ASSEMBLY NR. 21-22-23-24 - FOR BLOW MOUNTING ASSEMBLY NR. 51-52-53-54
P-627-DG512-3	MH PLATES DG 6"1/4S DIA.6" UPPER LYP TYPE - FOR BLANK MOUNTING ASSEMBLY NR. 21-22-23-24 - FOR BLOW MOUNTING ASSEMBLY NR. 51-52-53-54
P-627-DG512-4	MH PLATES DG 6"1/4S DIA.6" LOWER - FOR BLANK MOUNTING ASSEMBLY NR. 21-22-23-24 - FOR BLOW MOUNTING ASSEMBLY NR. 51-52-53-54
P-627-DG512-5	MH PLATES DG 6"1/4S DIA.6"5/8 UPPER LYP TYPE - FOR BLANK MOUNTING ASSEMBLY NR. 21-22-23-24 - FOR BLOW MOUNTING ASSEMBLY NR. 51-52-53-54
P-627-DG512-6	MH PLATES DG 6"1/4S DIA.6"5/8 LOWER LYP TYPE - FOR BLANK MOUNTING ASSEMBLY NR. 21-22-23-24 - FOR BLOW MOUNTING ASSEMBLY NR. 51-52-53-54
P-627-DG512-7	MH PLATES DG 6"1/4S DIA.6"7/8 UPPER LYP TYPE - FOR BLOW MOUNTING ASSEMBLY NR. 51-52-53-54
P-627-DG512-8	MH PLATES DG 6"1/4S DIA.6"7/8 LOWER LYP TYPE - FOR BLOW MOUNTING ASSEMBLY NR. 51-52-53-54
	DG5 MOLDS
P-627-DG512-11	MH PLATES DG 6"1/4S DIA.5"1/8 UPPER LYP TYPE - FOR BLOW MOUNTING ASSEMBLY NR. 115
P-627-DG512-12	MH PLATES DG 6"1/4S DIA.6" LOWER LYP TYPE - FOR BLOW MOUNTING ASSEMBLY NR. 115
	DG414 MOLDS
P-627-DG512-67	INSERTS DG 614S 4 5/8" LYP TYPE - FOR BLANK MOUNTING ASSEMBLY NR. 66-67 - FOR BLOW MOUNTING ASSEMBLY NR. 66-67
P-627-DG512-73U	MH PLATES DG 6"1/4S DIA.4"5/8 UPPER LYP TYPE - FOR BLANK MOUNTING ASSEMBLY NR. 73-80
P-627-DG512-73L	MH PLATES DG 6"1/4S DIA.5" LOWER LYP TYPE - FOR BLANK MOUNTING ASSEMBLY NR. 73
P-627-DG512-80L	MH PLATES DG 6"1/4S DIA.5" LOWER LYP TYPE - FOR BLANK MOUNTING ASSEMBLY NR. 80
P-627-DG512-87	MH PLATES DG 6"1/4S DIA.4"5/8 UPPER & DIA.5" LOWER LYP TYPE - FOR BLOW MOUNTING ASSEMBLY NR. 87

IS SECTION VARIABLE EQUIPMENT

6"1/4 DOUBLE GOB

Blank & Blow Mold Support

Mold Holders



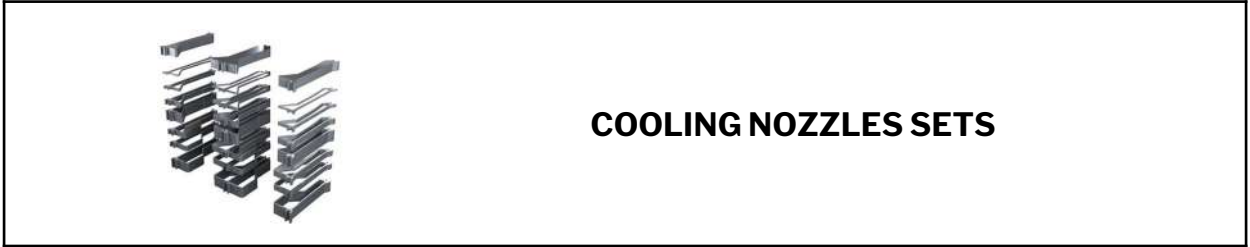
Reference	Description
P-B923_6804	SINGLE MH PLATE DG 6"1/4S DIA.6"1/4 LOWER RH - PIN TYPE - FOR BLANK MOUNTING ASSEMBLY NR. 5-6 - FOR BLOW MOUNTING ASSEMBLY NR. 15-16-25-26
P-B923_6805	SINGLE MH PLATE DG 6"1/4S DIA.6"1/4 LOWER LH - PIN TYPE - FOR BLANK MOUNTING ASSEMBLY NR. 5-6 - FOR BLOW MOUNTING ASSEMBLY NR. 15-16-25-26
P-B923_7453	SINGLE MH PLATE DG 6"1/4S DIA.5"3/8 LOWER LH - PIN TYPE - FOR BLANK MOUNTING ASSEMBLY NR. 01-02-03 - FOR BLOW MOUNTING ASSEMBLY NR. 11-12-13-21-22-23
P-B923_7454	SINGLE MH PLATE DG 6"1/4S DIA.5"3/8 LOWER RH - PIN TYPE - FOR BLANK MOUNTING ASSEMBLY NR. 01-02-03 - FOR BLOW MOUNTING ASSEMBLY NR. 11-12-13-21-22-23
P-B923-339G1	MH PLATES DG 6"1/4S DIA.6"1/4 UPPER RH - PIN TYPE - FOR BLANK MOUNTING ASSEMBLY NR. 5-6 - FOR BLOW MOUNTING ASSEMBLY NR. 15-16-25-26
P-B923-339G13	MH PLATES DG 6"1/4S DIA.5"3/8 UPPER LH - PIN TYPE - FOR BLANK MOUNTING ASSEMBLY NR. 01-02-03 - FOR BLOW MOUNTING ASSEMBLY NR. 11-12-13-21-22-23
P-B923-339G14	MH PLATES DG 6"1/4S DIA.5"3/8 UPPER RH - PIN TYPE - FOR BLANK MOUNTING ASSEMBLY NR. 01-02-03 - FOR BLOW MOUNTING ASSEMBLY NR. 11-12-13-21-22-23
P-B923-339G2	MH PLATES DG 6"1/4S DIA.6"1/4 UPPER LH - PIN TYPE - FOR BLANK MOUNTING ASSEMBLY NR. 5-6 - FOR BLOW MOUNTING ASSEMBLY NR. 15-16-25-26
P-B923-339G5	MH PLATES DG 6"1/4S DIA.5"3/8 UPPER LH - PIN TYPE DG 5"1/2 MOLDS - FOR BLANK MOUNTING ASSEMBLY NR. 31-33-35 - FOR BLOW MOUNTING ASSEMBLY NR. 32-34-36
P-B923-339G6	MH PLATES DG 6"1/4S DIA.5"3/8 UPPER RH - PIN TYPE DG 5"1/2 MOLDS - FOR BLANK MOUNTING ASSEMBLY NR. 31-33-35 - FOR BLOW MOUNTING ASSEMBLY NR. 32-34-36
P-B923-339G7	MH PLATES DG 6"1/4S DIA.5"3/8 LOWER LH - PIN TYPE DG 5"1/2 MOLDS - FOR BLANK MOUNTING ASSEMBLY NR. 31-33-35 - FOR BLOW MOUNTING ASSEMBLY NR. 32-34-36
P-B923-339G8	MH PLATES DG 6"1/4S DIA.5"3/8 LOWER RH - PIN TYPE DG 5"1/2 MOLDS - FOR BLANK MOUNTING ASSEMBLY NR. 31-33-35 - FOR BLOW MOUNTING ASSEMBLY NR. 32-34-36

IS SECTION VARIABLE EQUIPMENT

6"1/4 DOUBLE GOB

Cooling Molds

Cooling Nozzle Sets



Reference	Description
	BLANK SIDE
P-B9K023-333-8	SET OF 8 SECT. DG 6"1/4 WIND COOLING NOZZLES BLANK SIDE
P-B9K023-333-10	SET OF 10 SECT. DG 6"1/4 WIND COOLING NOZZLES BLANK SIDE
P-B9K023-333-12	SET OF 12 SECT. DG 6"1/4 WIND COOLING NOZZLES BLANK SIDE
	BLANK SIDE - NECKRING COOLING
P-622-02PS8S	SET OF 8 SECT. DG 6"1/4 NECK RING COOLING NOZZLES BLANK SIDE
P-622-02PS10S	SET OF 10 SECT. SG-DG 6"1/4 NECK RING COOLING NOZZLES BLANK SIDE
P-622-02PS12S	SET OF 12 SECT. SG-DG 6"1/4 NECK RING COOLING NOZZLES BLANK SIDE
	BLOW SIDE
P-B9K023-331-8	SET OF 8 SECT. DG 6"1/4 WIND COOLING NOZZLES BLOW SIDE
P-B9K023-331-10	SET OF 10 SECT. DG 6"1/4 WIND COOLING NOZZLES BLOW SIDE
P-B9K023-331-12	SET OF 12 SECT. DG 6"1/4 WIND COOLING NOZZLES BLOW SIDE

IS SECTION VARIABLE EQUIPMENT

6"1/4 TRIPLE GOB

Plunger Mechanism



PLUNGER MECHANISMS

Reference	Description
	PLUNGER MECHANISM
P-B962-11021-2M	PLUNGER MECHANISM TG 4"1/4 EASY MOUNTING BB,PB & NNPB - BLOW-BLOW , PRESS-BLOW & NNPB - PLUNGER STROKE 7"
	CENTERING PLATE
P-B962-11021-2P	CENTERING PLATE TG 4"1/4
	PLUNGER BASE
P-614-3064TGB	PLUNGER BASE TG 4"1/4 QUICK CHANGE - FIXING SCREW FROM THE TOP - WITH REGULATION SCREW
	FLEXIBLE
P-KFB-TG812C	PLUNGER BASE HOSES KIT
	FOOT SUPPORT
P-B962-3063M5	FOOT SUPPORT ASSEMBLY - SG-DG 5"1/2 - SG-DG 6"1/4 & TG 4"1/4 - WITHOUT REGULATION SCREW

IS SECTION VARIABLE EQUIPMENT

6”1/4 TRIPLE GOB

Plunger Mechanism

Plunger Cartridges and Positioners



Reference	Description
	BLOW-BLOW
P-B962-170-GR11M	BLOW-BLOW CARTRIDGE - SPLIT RING PLUNGER LOCKING - SPRING ASSISTED THIMBLE UP
P-B962-3036-7L	BLOW-BLOW CARTRIDGE - HORSE SHOE PLUNGER LOCKING - SPRING ASSISTED THIMBLE UP - INDEPENDENT LUBRICATION LINE - 5/8" TO 1"1/8 COUNTERBLOW PLUNGER PULL - WITH EXTERNAL BUSHING CAN BE USED IN DG512-DG614 AS P-B962-3036-8L
	WIDE MOUTH PRESS-BLOW
P-B962-407L	PRESS-BLOW POSITIONER - 70 MM MAX FINISH - COMPLETE WITH ADAPTER AND SET OF SPACERS - INDEPENDENT LUBRICATION LINE
	NARROW NECK PRESS-BLOW
P-B962-404L-7	NNPB POSITIONER - 38 MM MAX FINISH - COMPLETE WITH ADAPTER AND SET OF SPACERS - INDEPENDENT LUBRICATION LINE

IS SECTION VARIABLE EQUIPMENT

6"1/4 TRIPLE GOB

Funnel Mechanism

Funnel Arms



Reference	Description
	EASY MOUNTING
P-B923-1429-6A	FUNNEL ARM TG 4"1/4 DIA.2 7/8" EASY MOUNTING FOR FLAT FUNNELS - NEEDS THE MOUNTING PARTS P-516QCS2 (OR P-516QCS7)
P-B923-1429-6	FUNNEL ARM TG 4"1/4 DIA.3 1/4" EASY MOUNTING FOR FLAT FUNNELS - NEEDS THE MOUNTING PARTS P-516QCS2 (OR P-516QCS7)
P-B923-1429-6B	FUNNEL ARM TG 4"1/4 DIA.3 1/2" EASY MOUNTING FOR FLAT FUNNELS - NEEDS THE MOUNTING PARTS P-516QCS2 (OR P-516QCS7)

IS SECTION VARIABLE EQUIPMENT

6"1/4 TRIPLE GOB

Funnel Mechanism

Easy Mounting Parts



Reference	Description
	EASY MOUNTING
P-516QCS2	MOUNTING PARTS FOR FUNNEL ARMS EASY MOUNTING - SG-DG 5"1/2 - SG-DG 6"1/4S & TG 4"1/4S
P-516QCS7	MOUNTING PARTS FOR FUNNEL ARMS EASY MOUNTINGS - WITHOUT LOCKER SYSTEM - ONLY FOR ACETYLENE SYSTEM - SG-DG 5"1/2 - SG-DG 6"1/4S & TG 4"1/4S

IS SECTION VARIABLE EQUIPMENT

6"1/4 TRIPLE GOB

Baffle Mechanism Pantograph

Baffle Heads



BAFFLE HEADS FOR PANTOGRAPH SUPPORTS

Reference	Description
	EASY MOUNTING
P-B9210-207TG812	BAFFLE HOLDER HEAD TG 4"1/4 EASY MOUNTING - SUITABLE TO THE E.M. PANTOGRAPH SUPPORT P-15-614-PCR
P-15-T-12	BAFFLE HOLDER HEAD TG 4"1/4 EASY MOUNTING - WITH PUSH LOCKRING PLATE - SUITABLE TO THE E.M. PANTOGRAPH SUPPORT P-15-614-PCR

IS SECTION VARIABLE EQUIPMENT 6"1/4 TRIPLE GOB Baffle Mechanism Pantograph

Baffle Supports



PANTOGRAPH BAFFLE SUPPORTS

Reference	Description
P-15-614-PCR	EASY MOUNTING PANTOGRAPH BAFFLE SUPPORT FOR EM BAFFLE HEAD - SG-DG 6"1/4S & TG 4"1/4S

IS SECTION VARIABLE EQUIPMENT

6"1/4 TRIPLE GOB

Neck Ring

Neck Ring Holders



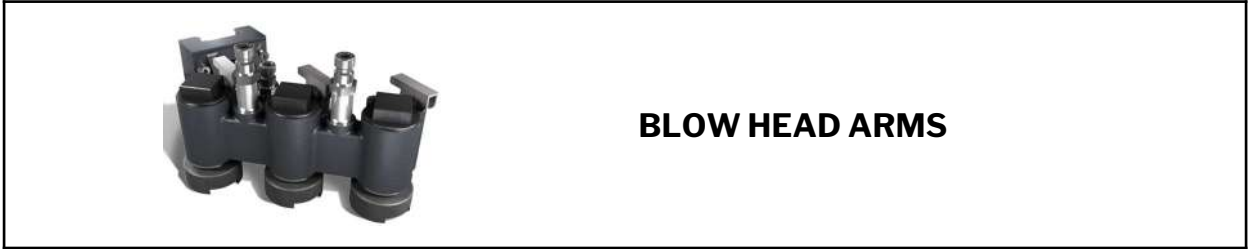
Reference	Description
	TRADITIONAL
P-B923-1066-3K1	NECK RING HOLDER TG 4"1/4 OFFSET DIA.70MM

IS SECTION VARIABLE EQUIPMENT

6"1/4 TRIPLE GOB

Blow Head Mechanism

Blow Head Arms



Reference	Description
	EASY MOUNTING
P-B9200-203-8M1	BLOWHEAD ARM TG 4"1/4S EASY MOUNTING - BAYONET TYPE LOCK - NEEDS THE MOUNTING PARTS P-513QCS3 (OR P-513QCS)
P-13-B-12	BLOWHEAD ARM TG 4"1/4S EASY MOUNTING - BAYONET TYPE LOCK - WITH PUSH LOCKRING PLATE - NEEDS THE MOUNTING PARTS P-513QCS3 (OR P-513QCS)

IS SECTION VARIABLE EQUIPMENT

6"1/4 TRIPLE GOB

Blow Head Mechanism

Easy Mounting Parts



Reference	Description
	EASY MOUNTING
P-513QCS3	MOUNTING PARTS FOR BLOWHEAD ARMS EASY MOUNTING - SG-DG 5"1/2 - SG-DG 6"1/4S & TG 4"1/4S

IS SECTION VARIABLE EQUIPMENT

6"1/4 TRIPLE GOB

Take Out Mechanism

Take Out Arms



Reference	Description
P-14-BC0512-1	BELT DRIVEN TAKE-OUT ARM - SG-DG 5"1/2 - SG-DG 6"1/4S & TG 4"1/4S

IS SECTION VARIABLE EQUIPMENT

6"1/4 TRIPLE GOB

Take Out Mechanism

Take Out Tong Heads



Reference	Description
	TRADITIONAL
P-B9210-275-20	TAKE-OUT TONG HEAD TG 4"1/4 EASY MOUNTING
	X-Y FLOATING
P-14-PTR-GF-06	EM MOUNTING PARTS FOR X-Y FLOATING TONG HOLDER HEAD TG
P-14-PTR-GR-08	X-Y FLOATING TONG HOLDER HEAD TG 4"1/4 - NEEDS THE MTG PARTS P-14-PTR-GF-06

IS SECTION VARIABLE EQUIPMENT

6"1/4 TRIPLE GOB

Blank & Blow Mold Support

Mold Holders



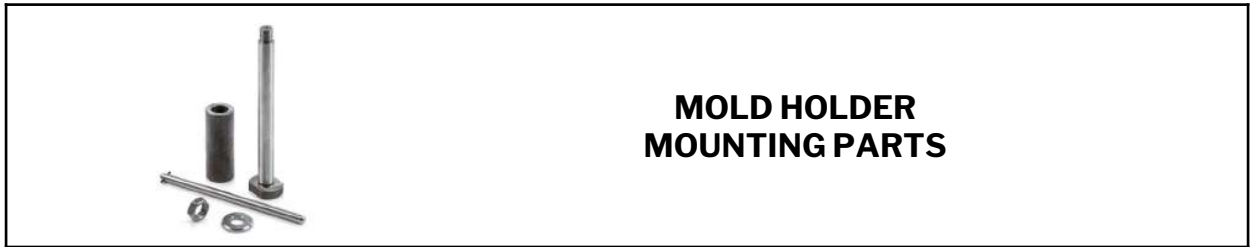
Reference	Description
	BLANK SIDE
P-527TG8121AZ	BLANK MOLD HOLDER ARMS TG 4"1/4 NR.1 AZ
P-527TG8121A	BLANK MOLD HOLDER ARMS TG 4"1/4 NR.1
P-527TG8122A	BLANK MOLD HOLDER ARMS TG4"1/4 GR.2
	BLOW SIDE
P-527TG8121FZ	BLOW MOLD HOLDER ARMS TG 4"1/4 NR.1 FZ
P-527TG8121F	BLOW MOLD HOLDER ARMS TG 4"1/4 NR.1
P-527TG8122F	BLOW MOLD HOLDER ARMS TG4"1/4 GR.2

IS SECTION VARIABLE EQUIPMENT

6"1/4 TRIPLE GOB

Blank & Blow Mold Support

Mold Holders



Reference	Description
P-527TG812P-1	MOLD HOLDER MOUNTING PARTS TG 4"1/4S - FOR MOUNTING ASSEMBLIES NR.3Z-6Z-7Z - ON MOLD HOLDER ARMS SIZE 1Z
P-527TG812P-2A	MOLD HOLDER MOUNTING PARTS TG 4"1/4S - FOR MOUNTING ASSEMBLIES NR.01-02-11-12 - ON MOLD HOLDER ARMS SIZE 1
P-527TG812P-3A	MOLD HOLDER MOUNTING PARTS TG 4"1/4S - FOR MOUNTING ASSEMBLIES NR.03-13 - ON MOLD HOLDER ARMS SIZE 1
P-527TG812P-4A	MOLD HOLDER MOUNTING PARTS TG 4"1/4S - FOR MOUNTING ASSEMBLIES NR. 31-32-33-41-42-44 - ON MOLD HOLDER ARMS SIZE 2

IS SECTION VARIABLE EQUIPMENT 6"1/4 TRIPLE GOB

Blank & Blow Mold Support

Mold Holders



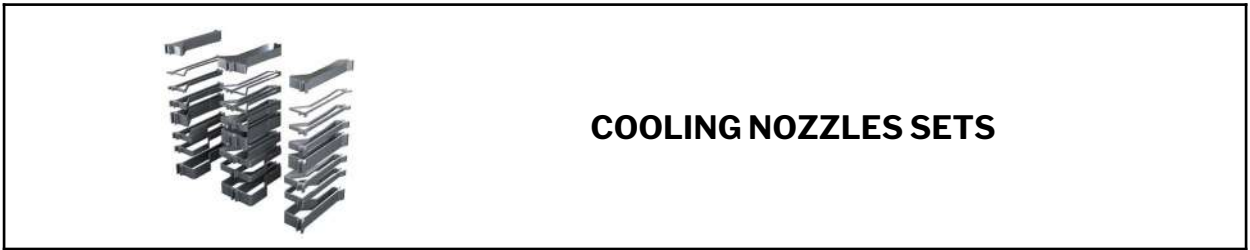
Reference	Description
P-527TG812I-3Z	MH INSERTS TG 4"1/4S DIA.4"5/8 - MONODECK FOR BLANK AND BLOW MOUNTING ASSEMBLY NR. 3Z
P-527TG812I-7	MH INSERTS TG 4"1/4S DIA.4"5/8 - MONODECK FOR BLANK AND BLOW MOUNTING ASSEMBLY NR. 02-12
P-527TG812I-11Z	MH INSERTS TG 4"1/4S DIA.4"5/8 - MONODECK FOR BLANK MOUNTING ASSEMBLY NR. 6Z
P-527TG812I-15	MH INSERTS TG 4"1/4S DIA.4"5/8 - MONODECK FOR BLANK AND BLOW MOUNTING ASSEMBLY NR. 01-11
P-527TG812I-21	MH INSERTS TG 4"1/4S DIA.4"5/8 - DOUBLE DECK FOR BLANK AND BLOW MOUNTING ASSEMBLY NR. 03-31-32-33-13-41-42-44
P-527TG812I-28Z	MH INSERTS TG 4"1/4S DIA.4"5/8 - MONODECK FOR BLOW MOUNTING ASSEMBLY NR. 7Z

IS SECTION VARIABLE EQUIPMENT

6"1/4 TRIPLE GOB

Cooling Molds

Cooling Nozzle Sets



Reference	Description
	BLANK SIDE
P-622-02-TG8S	SET OF 8 SECT. TG 4"1/4 WIND COOLING NOZZLES BLANK SIDE
P-622-02-TG10S	SET OF 10 SECT. TG 4"1/4 WIND COOLING NOZZLES BLANK SIDE
P-622-02-TG12S	SET OF 12 SECT. TG 4"1/4 WIND COOLING NOZZLES BLANK SIDE
	BLANK SIDE - NECKRING COOLING
P-622-02PSTG8S	SET OF 8 SECT. TG 4"1/4 NECK RING COOLING NOZZLES BLANK SIDE
P-622-02PSTG10S	SET OF 10 SECT. TG 4"1/4 NECK RING COOLING NOZZLES BLANK SIDE
P-622-02PSTG12S	SET OF 12 SECT. TG 4"1/4 NECK RING COOLING NOZZLES BLANK SIDE
	BLOW SIDE
P-622-01-TG8S	SET OF 8 SECT. TG 4"1/4 WIND COOLING NOZZLES BLOW SIDE
P-622-01-TG10S	SET OF 10 SECT. TG 4"1/4 WIND COOLING NOZZLES BLOW SIDE
P-622-01-TG12S	SET OF 12 SECT. TG 4"1/4 WIND COOLING NOZZLES BLOW SIDE

HANDLING VARIABLE EQUIPMENT

Pusher Mechanism

Electro-Pneumatic Pusher Fingers

SELECT PRODUCT RANGE							SELECT TYPE OF FINGER: SHAPE STRAIGHT					
X							P-117-20DB19	***	/	P-117-20DBX19	***	/
	X						***	***	P-117-20DB13	***	***	P-117-20DBX13
		X					***	P-117-20DB24	/	***	P-117-20DBX24	/
			X				P-117-20DB6	P-117-20DB1	P-117-20DB10	P-117-20DBX6	P-117-20DBX1	P-117-20DBX10
				X			P-117-20DB18	P-117-20DB17	***	P-117-20DBX18	P-117-20DBX17	***
					X		***	P-117-20DB9	P-117-20DB11	***	P-117-20DBX9	P-117-20DBX11
Ø60-Ø100 H=80	Ø50-Ø75 H=80	Ø40-Ø90 H=100	Ø40-Ø90 H=80	Ø40-Ø75 H=50	Ø30-Ø70 H=50		FINGER SG GRAPHITE	FINGER DG GRAPHITE	FINGER TG GRAPHITE	FINGER SG SSB cord	FINGER DG SSB cord	FINGER TG SSB cord

***Other Ø upon request

For single gob or double gob production with ware range Ø > 100mm contact BDF

SELECT PRODUCT RANGE							SELECT TYPE OF FINGER: SHAPE CURVED					
X							P-117-20DB7	***	/	P-117-20DBX7	***	/
	X						***	P-117-20DB25	/	***	P-117-20DBX25	/
		X					***	***	P-117-20DB3	***	***	P-117-20DBX3
			X				***	P-117-20DB2	***	***	P-117-20DBX2	***
				X			P-117-20DB14	***	***	P-117-20DBX14	***	***
					X		***	***	P-117-20DB12	***	***	P-117-20DBX12
Ø80-Ø102 H=50	Ø80-Ø95 H=50	Ø55-Ø80 H=50	Ø55-Ø65 H=50	Ø40-Ø75 H=80	Ø40-Ø60 H=50		FINGER SG GRAPHITE	FINGER DG GRAPHITE	FINGER TG GRAPHITE	FINGER SG SSB cord	FINGER DG SSB cord	FINGER TG SSB cord

***Other Ø upon request

The reference number reported for Electro-Pneumatic Pusher includes a support with a number of fingers mounted equal to the number of gob chosen: single gob = 1 finger, double gob = 2 fingers, triple gob = 3 fingers.

For other spare parts refer to assembly drawings

HANDLING VARIABLE EQUIPMENT

Pusher Mechanism

AP Pusher Fingers

SELECT PRODUCT RANGE														SELECT TYPE OF FINGER: SHAPE CURVED			
X														P-517AP-F-3	P-517AP-F-3A	P-517AP-FX-3	P-517AP-FX-3A
	X													P-517AP-F-17	P-517AP-F-17A	P-517AP-FX-17	P-517AP-FX-17A
		X												P-517AP-F-5	P-517AP-F-5A	P-517AP-FX-5	P-517AP-FX-5A
			X											P-517AP-F-12	P-517AP-F-12A	P-517AP-FX-12	P-517AP-FX-12A
				X										P-517AP-F-11	P-517AP-F-11A	P-517AP-FX-11	P-517AP-FX-11A
					X									P-517AP-F-1	P-517AP-F-1A	P-517AP-FX-1	P-517AP-FX-1A
						X								P-517AP-F-7	P-517AP-F-7A	P-517AP-FX-7	P-517AP-FX-7A
							X							P-517AP-F-2	P-517AP-F-2A	P-517AP-FX-2	P-517AP-FX-2A
								X						P-517AP-F-14	P-517AP-F-14A	P-517AP-FX-14	P-517AP-FX-14A
									X					P-517AP-F-18	P-517AP-F-18A	P-517AP-FX-18	P-517AP-FX-18A
										X				P-517AP-F-6	P-517AP-F-6A	P-517AP-FX-6	P-517AP-FX-6A
											X			P-517AP-F-13	P-517AP-F-13A	P-517AP-FX-13	P-517AP-FX-13A
												X		P-517AP-F-4	P-517AP-F-4A	P-517AP-FX-4	P-517AP-FX-4A
													X	P-517AP-F-15	P-517AP-F-15A	P-517AP-FX-15	P-517AP-FX-15A
Ø125-Ø130	Ø115-Ø125	Ø104-Ø115	Ø95-Ø105	Ø85-Ø95	Ø80-Ø85	Ø75-Ø80	Ø70-Ø75	Ø66-Ø70	Ø62-Ø66	Ø58-Ø62	Ø53-Ø58	Ø48-Ø53	Ø42-Ø48	H = 45 GRAPHITE	H = 95 GRAPHITE	H = 45 SSB cord	H = 95 SSB cord

For single gob production with ware range Ø > 130mm contact BDF

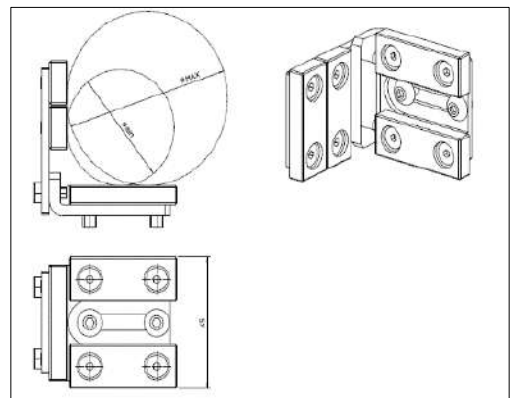
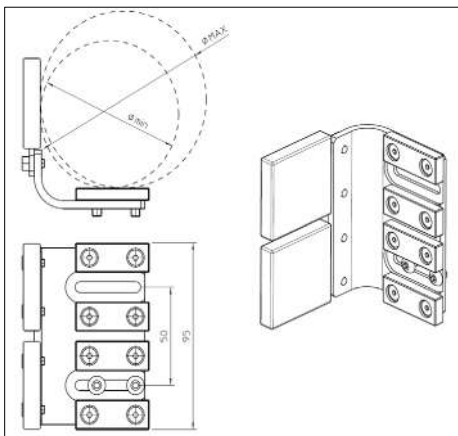
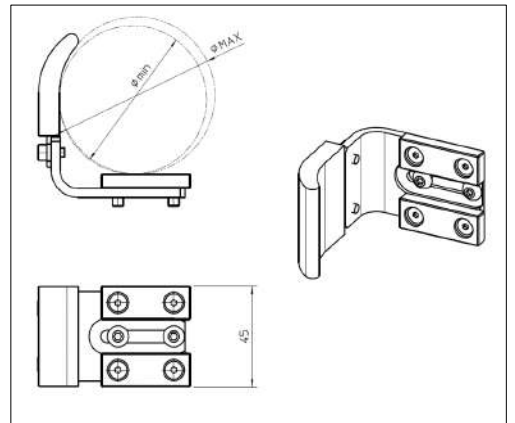
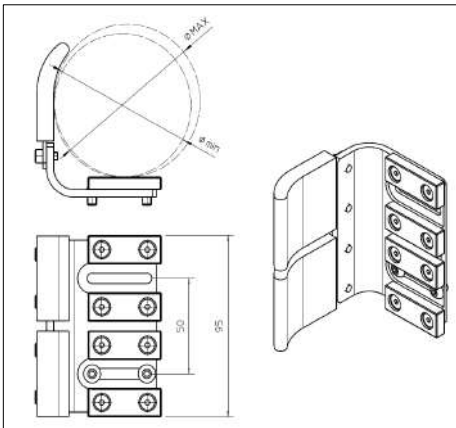
HANDLING VARIABLE EQUIPMENT

Pusher Mechanism

AP Pusher Fingers

SELECT PRODUCT RANGE					SELECT TYPE OF FINGER: SHAPE STRAIGHT			
X					P-517AP-F-1D	P-517AP-F-1AD	P-517AP-FX-1D	P-517AP-FX-1AD
	X				P-517AP-F-3D	P-517AP-F-3AD	P-517AP-FX-3D	P-517AP-FX-3AD
		X			P-517AP-F-5D	P-517AP-F-5AD	P-517AP-FX-5D	P-517AP-FX-5AD
			X		P-517AP-F-2D	P-517AP-F-2AD	P-517AP-FX-2D	P-517AP-FX-2AD
				X	P-517AP-F-4D	P-517AP-F-4AD	P-517AP-FX-4D	P-517AP-FX-4AD
Ø90-Ø135	Ø90-Ø110	Ø75-Ø90	Ø60-Ø75	Ø40-Ø60	H = 45 GRAPHITE	H = 95 GRAPHITE	H = 45 SSB cord	H = 95 SSB cord

For other spare parts refer to assembly drawings.



HANDLING VARIABLE EQUIPMENT

Pusher Mechanism

Air Jet Pusher Fingers

SELECT PRODUCT RANGE														SELECT TYPE OF FINGER: SHAPE CURVED GRAPHITE			
X														UPON REQUEST	P-517AP-F-61	P-517AP-F-60	
	X														P-517AP-F-59	P-517AP-F-58	
		X													P-517AP-F-57	P-517AP-F-56	
			X												P-517AP-F-52	P-517AP-F-48	
				X										P-517AP-F-29	P-517AP-F-33	P-517AP-F-25	P-517AP-F-34
					X									P-517AP-F-37	P-517AP-F-41	P-517AP-F-38	P-517AP-F-42
						X								P-517AP-F-35	P-517AP-F-39	P-517AP-F-36	P-517AP-F-40
							X							P-517AP-F-30	P-517AP-F-31	P-517AP-F-24	P-517AP-F-32
								X						P-517AP-F-66	P-517AP-F-67	P-517AP-F-49	P-517AP-F-46
									X					P-517AP-F-68	P-517AP-F-69	P-517AP-F-50	P-517AP-F-45
										X				P-517AP-F-62	P-517AP-F-63	P-517AP-F-47	P-517AP-F-51
											X			P-517AP-F-70	P-517AP-F-71	P-517AP-F-54	P-517AP-F-53
												X		P-517AP-F-43	P-517AP-F-44	UPON REQUEST	
													X	P-517AP-F-64	P-517AP-F-65		
Ø87-Ø92	Ø82-Ø86	Ø77-81	Ø72-Ø76	Ø69-71	Ø66-Ø68	Ø63-65	Ø60-Ø62	Ø57-59	Ø54-Ø56	Ø51-53	Ø48-Ø50	Ø45-47	Ø42-Ø44	H = 65 GRAPHITE RIGHT HAND DELIVERY	H = 65 GRAPHITE LEFT HAND DELIVERY	H = 95 GRAPHITE RIGHT HAND DELIVERY	H = 95 GRAPHITE LEFT HAND DELIVERY

HANDLING VARIABLE EQUIPMENT

Pusher Mechanism

Air Jet Pusher Fingers

SELECT PRODUCT RANGE		SELECT TYPE OF FINGER SHAPE STRAIGHT SSB TAPE			
OTHER Ø UPON REQUEST	X	P-517AP-FXT-30D	P-517AP-FXT-31D	P-517AP-FXT-36D	P-517AP-FXT-40D
	Ø63-Ø93	H = 65 SSB TAPE RIGHT HAND DELIVERY	H = 65 SSB TAPE LEFT HAND DELIVERY	H = 95 SSB TAPE RIGHT HAND DELIVERY	H = 95 SSB TAPE LEFT HAND DELIVERY

SELECT PRODUCT RANGE					SELECT TYPE OF FINGER SHAPE CURVED SSB CORD			
OTHER Ø UPON REQUEST	X				P-517AP-FX-77***	P-517AP-FX-79***	P-517AP-FX-73***	P-517AP-FX-75***
		X			P-517AP-FX-76***	P-517AP-FX-78***	P-517AP-FX-72***	P-517AP-FX-74***
			X		P-517AP-FX-29***	P-517AP-FX-33***	P-517AP-FX-25***	P-517AP-FX-34***
				X	P-517AP-FX-30***	P-517AP-FX-31***	P-517AP-FX-24***	P-517AP-FX-32***
	Ø70-90	Ø50-70	Ø69-71	Ø60-62	H = 65 SSB CORD RIGHT HAND DELIVERY	H = 65 SSB CORD LEFT HAND DELIVERY	H = 95 SSB CORD RIGHT HAND DELIVERY	H = 95 SSB CORD LEFT HAND DELIVERY

***The pocket air function is not guaranteed with the stainless steel braid cord

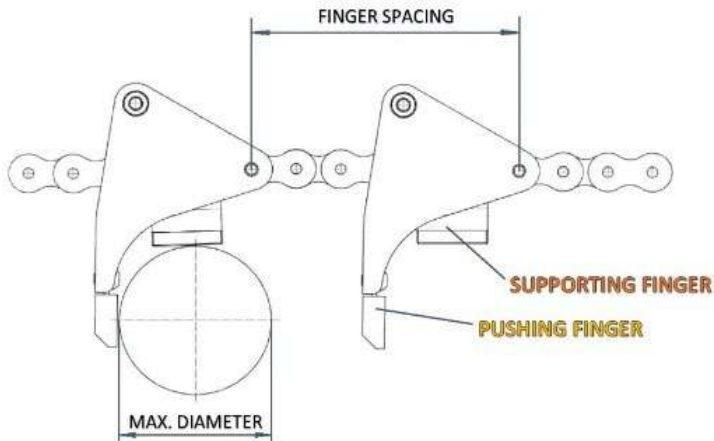
For other spare parts refer to assembly drawings.


HANDLING VARIABLE EQUIPMENT

Transfer Wheel

Transfer 1305 Fingers

FINGER SPACING	PUSHING FINGER QTY	PUSHING FINGER REF.	SUPPORTING FINGER QTY	SUPPORTING FINGER REF.	MAXIMUM CONTAINER Ø
3"	30	P-TRF-PAL-1 (LH) P-TRF-PAR-1 (RH)	30	P-TRF-SFU-1	45 mm
3" 3/4	24	P-TRF-PBL-1 (LH) P-TRF-PBR-1 (RH)	24	P-TRF-SFU-1	55 mm
4"1/2	20	P-TRF-PCL-1 (LH) P-TRF-PCR-1 (RH)	20	P-TRF-SFU-1	65 mm
6"	15	P-TRF-PDL-1 (LH) P-TRF-PDR-1 (RH)	15	P-TRF-SFU-2	85 mm
7"1/2	12	P-TRF-PEL-1 (LH) P-TRF-PER-1 (RH)	24	P-TRF-SFU-2	105 mm
9"	10	P-TRF-PEL-1 (LH) P-TRF-PER-1 (RH)	20	P-TRF-SFU-2	125 mm
15"	6	P-TRF-PEL-1 (LH) P-TRF-PER-1 (RH)	18	P-TRF-SFU-2	178 mm



CONSUMABLE ITEM	DESCRIPTION	
E-37-26	90" CHAIN 3/4 SPACING - 120 LINKS	

For other spare parts refer to assembly drawings.

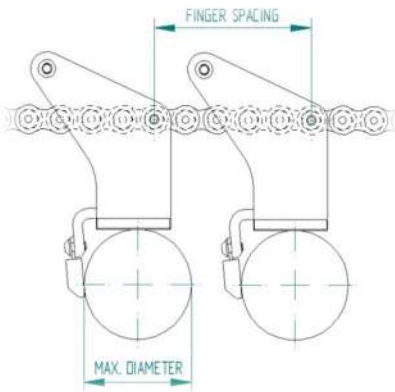
HANDLING VARIABLE EQUIPMENT

Transfer Wheel

Transfer HSS Fingers

FINGER SPACING	Required quantity	LH finger selection	RH finger selection	MAXIMUM CONTAINER Ø
3" *	53 *	P-TRF-UAL_1 *	P-TRF-UAR_1 *	52 mm *
3" 3/4	42	P-TRF-UAL_2	P-TRF-UAR_2	65 mm
4"1/2	35	P-TRF-UBL_1	P-TRF-UBR_1	78 mm
5"1/4	30	P-TRF-UCL_1	P-TRF-UCR_1	90 mm
7"1/2	21	P-TRF-UCL_1	P-TRF-UCR_1	120 mm

* - extended chain required (212 links x 3/4" = 159")



CONSUMABLE ITEM	DESCRIPTION	
E-37-28	157,5" CHAIN 3/4 SPACING - 210 LINKS	
E-37-29	159" CHAIN 3/4 SPACING - 212 LINKS	
P-TRF-SPB_1	SUPPORTING BLOCK FOR FINGERS	

For other spare parts refer to assembly drawings.

HANDLING VARIABLE EQUIPMENT

Stacker Mechanism

Stacker Push Bar Fingers

P-SDA05	LENGHT	Finger CFC Size 1	Finger SSB cord Size 1	Finger CFC Size 2	Finger SSB cord Size 2	Finger CFC Size 3	Finger SSB cord Size 3	Finger CFC Size 4	Finger SSB cord Size 4
		Triangular fingers included with spacing 40mm		Triangular fingers included with spacing 60mm		Triangular fingers included with spacing 100mm		Triangular fingers included with spacing 140mm	
	1.6 mt to 2,9mt	P-SDA05-BR2-***-T01	P-SDA05-BR2-***-T01X	P-SDA05-BR2-***-T02	P-SDA05-BR2-***-T02X	P-SDA05-BR2-***-T03	P-SDA05-BR2-***-T03X	P-SDA05-BR2-***-T04	P-SDA05-BR2-***-T04X
3.0mt to 4.5mt	P-SDA05-BR3-***-T01	P-SDA05-BR3-***-T01X	P-SDA05-BR3-***-T02	P-SDA05-BR3-***-T02X	P-SDA05-BR3-***-T03	P-SDA05-BR3-***-T03X	P-SDA05-BR3-***-T04	P-SDA05-BR3-***-T04X	

*** - width of lehr belt : in the code number use value 25 to 29 (2,5mt to 2,9mt) or value 30 to 48 (3,0mt to 4,8mt) with multiples of 1 (0.1m)

TYPE P-SDA05



P-SDA06	LENGHT	Finger CFC Size 1	Finger SSB cord Size 1	Finger CFC Size 2	Finger SSB cord Size 2	Finger CFC Size 3	Finger SSB cord Size 3	Finger CFC Size 4	Finger SSB cord Size 4
		Triangular fingers included with spacing 40mm		Triangular fingers included with spacing 60mm		Triangular fingers included with spacing 100mm		Triangular fingers included with spacing 140mm	
	2.5mt to 2.9mt	P-SDA06-BR2-***-T01	P-SDA06-BR2-***-T01X	P-SDA06-BR2-***-T02	P-SDA06-BR2-***-T02X	P-SDA06-BR2-***-T03	P-SDA06-BR2-***-T03X	P-SDA06-BR2-***-T04	P-SDA06-BR2-***-T04X
3.0mt to 4,8mt	P-SDA06-BR3-***-T01	P-SDA06-BR3-***-T01X	P-SDA06-BR3-***-T02	P-SDA06-BR3-***-T02X	P-SDA06-BR3-***-T03	P-SDA06-BR3-***-T03X	P-SDA06-BR3-***-T04	P-SDA06-BR3-***-T04X	

*** - width of lehr belt : in the code number use value 25 to 29 (2,5mt to 2,9mt) or value 30 to 48 (3,0mt to 4,8mt) with multiples of 1 (0.1m)





TYPE P-SDA06



HANDLING VARIABLE EQUIPMENT

Stacker Mechanism

Stacker Push Bar Fingers

CONSUMABLE ITEM	DESCRIPTION	WARE RANGE	
P-STK02_032GR1	FINGER SIZE 1 CFC	RANGE APPROX Ø30mm - Ø55mm	
P-STK02_032GR1X	FINGER SIZE 1 SSB CORD		
P-STK02_032GR2	FINGER SIZE 2 CFC	RANGE APPROX Ø50mm - Ø90mm	
P-STK02_032GR2X	FINGER SIZE 2 SSB CORD		
P-STK02_032GR3	FINGER SIZE 3 CFC	RANGE APPROX Ø80mm - Ø130mm	
P-STK02_032GR3X	FINGER SIZE 3 SSB CORD		
P-STK02_032GR4	FINGER SIZE 4 CFC	RANGE APPROX Ø120mm - Ø180mm	
P-STK02_032GR4X	FINGER SIZE 4 SSB CORD		
P-STK02_035A	PIN FOR FINGERS	/	
E-16-00005	SPLIT PIN	/	

For other spare parts refer to assembly drawings.

BDF Industries
Viale dell'Industria, 40
36100 Vicenza, Italy

(+39) 0444 286100
bdf@bdf.it
bdfindustriesgroup.com